



Terminals & Splices > Automotive Terminals > MQS, RECEPTACLE AND TAB



Terminal Type: **Receptacle**

Mating Tab Width: 1.5 mm [.059 in]

Mating Tab Thickness: .63 mm [.024 in]

Terminal Transmits: 0 – 24 A (Low Power)

Wire Size: 22 – 20 AWG

[All MQS, RECEPTACLE AND TAB \(125\)](#)

Features

Product Type Features

Receptacle Style	180°
Sealable	Yes
Primary Locking Feature	Locking Lance

Body Features

Terminal Seal Type	Single Wire Seal (SWS)
--------------------	------------------------

Contact Features

Contact Size	1.5mm
Contact Fabrication	Stamped & Formed
Typical Current Rating	7.5 A
Crimp Type	F-Crimp
Terminal Type	Receptacle
Mating Tab Width	1.5 mm [.059 in]
Mating Tab Thickness	.63 mm [.024 in]
Interface Plating	Tin (Sn)
Contact Termination Area Plating Material	Tin (Sn)

Termination Features

--	--



Termination Method to Wire & Cable	Crimp
Product Terminates To	Wire

Dimensions

Wire Size	.35 – .5 mm ²
Wire Size Search	20 AWG, 21 AWG, 22 AWG
Wire Insulation Diameter	1.1 – 1.6 mm [.043 – .063 in]

Usage Conditions

Insulation Option	Uninsulated
Operating Temperature (Max)	80 °C, 85 °C, 90 °C, 100 °C, 105 °C, 110 °C, 120 °C [176 °F][185 °F][194 °F][212 °F][221 °F][230 °F][248 °F]
Operating Temperature Range	-40 – 120 °C [-40 – 248 °F]

Operation/Application

Compatible With Wire Base Material	Copper
------------------------------------	--------

Industry Standards

Agency/Standard	LV214
-----------------	-------

Packaging Features

Packaging Method	Reel
Packaging Quantity	8500

Other

Terminal Transmits	0 – 24 A (Low Power)
--------------------	----------------------

Product Compliance

[For compliance documentation, visit the product page on TE.com>](#)

EU RoHS Directive 2011/65/EU	Compliant
EU ELV Directive 2000/53/EC	Compliant
China RoHS 2 Directive MIIT Order No 32, 2016	No Restricted Materials Above Threshold
EU REACH Regulation (EC) No. 1907/2006	Current ECHA Candidate List: JAN 2022 (223) Candidate List Declared Against: JUN 2018 (191) SVHC > Threshold: Not Yet Reviewed
Halogen Content	Low Halogen - Br, Cl, F, I < 900 ppm per homogenous material. Also BFR/CFR/PVC



Free

Solder Process Capability

Not applicable for solder process capability

Product Compliance Disclaimer

This information is provided based on reasonable inquiry of our suppliers and represents our current actual knowledge based on the information they provided. This information is subject to change. The part numbers that TE has identified as EU RoHS compliant have a maximum concentration of 0.1% by weight in homogenous materials for lead, hexavalent chromium, mercury, PBB, PBDE, DBP, BBP, DEHP, DIBP, and 0.01% for cadmium, or qualify for an exemption to these limits as defined in the Annexes of Directive 2011/65/EU (RoHS2). Finished electrical and electronic equipment products will be CE marked as required by Directive 2011/65/EU. Components may not be CE marked. Additionally, the part numbers that TE has identified as EU ELV compliant have a maximum concentration of 0.1% by weight in homogenous materials for lead, hexavalent chromium, and mercury, and 0.01% for cadmium, or qualify for an exemption to these limits as defined in the Annexes of Directive 2000/53/EC (ELV). Regarding the REACH Regulations, TE's information on SVHC in articles for this part number is still based on the European Chemical Agency (ECHA) 'Guidance on requirements for substances in articles' (Version: 2, April 2011), applying the 0.1% weight on weight concentration threshold at the finished product level. TE is aware of the European Court of Justice ruling of September 10th, 2015 also known as O5A (Once An Article Always An Article) stating that, in case of 'complex object', the threshold for a SVHC must be applied to both the product as a whole and simultaneously to each of the articles forming part of its composition. TE has evaluated this ruling based on the new ECHA "Guidance on requirements for substances in articles" (June 2017, version 4.0) and will be updating its statements accordingly.

Compatible Parts



TE Part # 2305570-1
TERMINAL CUTTER, SIDE FEED



TE Part # 6-1579007-2
EXTRACTION TOOL



TE Part # 1-967067-1
MQS SGL WIRE SEAL



TE Part # 2-2151035-1
OCEAN-2.0-APPLICATOR-S-055F1250



TE Part # 2-2151035-2
OCEAN-2.0-APPLICATOR-S-055F1250



TE Part # 2151035-1
OCEAN-2.0-APPLICATOR-S-055F1250



TE Part # 2151035-2
OCEAN-2.0-APPLICATOR-S-055F1250



TE Part # 7-2151035-1
OCEAN-2.0-APPLICATOR-S-055F1250



TE Part # 7-2151035-2
OCEAN-2.0-APPLICATOR-S-055F1250



KIT
REPRESENTATION ONLY

TE Part # 7-2151035-7
OCEAN_2.0_SPARE_PART_KIT-055F1250



TE Part # 539693-2
ERGO DIE MQS1,5EDS


Also in the Series | **MQS**



Automotive Connector Caps & Covers (131)



Automotive Connector EMC Shielding (2)



Automotive Connector Locks & Position Assurance(29)



Automotive Housings(489)



Automotive Seals & Cavity Plugs(26)




Automotive Terminals(96)



Insertion & Extraction Tools(42)



Other Automotive Connector Accessories(13)

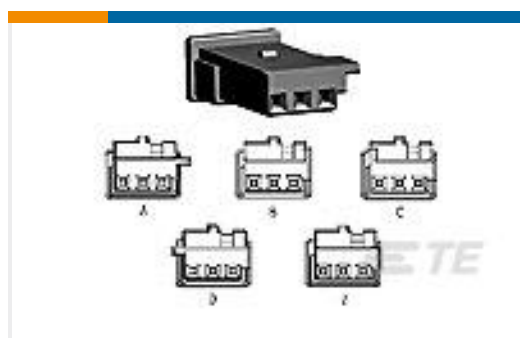


PCB Headers & Receptacles(207)

Customers Also Bought



TE Part #927871-1
JUNIOR-TIMER KONT



TE Part #3-1718346-1
3POS MQS REC COD C



TE Part #1-1355876-1
AMP MCP, RECEPTACLE AND TAB



TE Part #5-928999-1
MQS, RECEPTACLE AND TAB



TE Part #638187-1
RECEPT. CONTACT 18-20 AWG TIN



TE Part #1-962890-1
TAB RECEPTACLE 0.5-1.0 MM2 PTPPHBZ



TE Part #1-963895-7
KAMMVERB SCHRBAR17P

Documents



Product Drawings

[MQS1,5 Sn rec LL EDS 0,35-0,5](#)

English

[MQS1,5 Sn rec LL EDS 0,35-0,5](#)

English

CAD Files

[3D PDF](#)

3D

Customer View Model

[ENG_CVM_CVM_1241603-1_C.2d_dxf.zip](#)

English

Customer View Model

[ENG_CVM_CVM_1241603-1_C.3d_igs.zip](#)

English

Customer View Model

[ENG_CVM_CVM_1241603-1_C.3d_stp.zip](#)

English

By downloading the CAD file I accept and agree to the [Terms and Conditions](#) of use.

Datasheets & Catalog Pages

[Micro Quadlok Interconnection System \(MQS\)](#)

English

Product Specifications

[Application Specification](#)

English