SYMBOL DEFINITION		MISSING NUMBERS	
A DIMENSION WITHOUT AN INSPECTION REPORT WILL NOT BE ACCEPTED DURING THE INSPECTION. IT MAY BE CONTROLLED ON AN INDIVIDUAL COMPONENT DRAWING.	TOTAL NO. OF SYMBOLS ON DRAWING	14	
	LAST NO. USED	19	

REVISION HISTORY											
		DWG STATUS							AUTH	DR	IPD/QPA
	DATE	STS	REV	PLOT	CAM	ZONE					
	2DW0101	R	01	-	-	-	CLEARED REV 00.(ALL PARTS - UPDATED PDM ATTRIBUTES, ADDED NOTES 12 PLDS(AND REVISED WATL SPEC		241519	DAC	BDP/ PC
	14SEP04	R	02	-	-	-	UPDATED TO LATEST ZBD ESD EAVITY DESIGN		ZS8135	MJM	MJM/ MP
	22NOV05	R	03	-	-	-	12118APX 4 12124INER - OBSOLETE		275429	RYJ	JAN/ARP
	21MAR06	R	04	-	-	-	12118APX23 - WATL1 SPEC RVS W3R2R002		279512	JPN	KAR/PSP

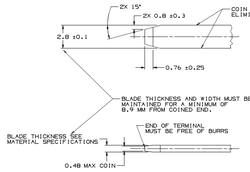

MATERIAL SPECIFICATIONS

RECOMMENDED

BASE METAL - CDA-210, EXTRA SPRING TEMPER

PLATING - 0.005±0.0025 MM THICK TIN

MINIMUMS

ELECTRICAL CONDUCTIVITY - ≥20% IACS AT 20°C. USE OF A MATERIAL WITH CONDUCTIVITY ≤20% IACS MUST BE APPROVED BY PACKARD ELECTRIC MATERIALS ENGINEERING.

TENSILE STRENGTH - 407 MPa

PLATING - FOR LOW ENERGY (≤5v) AND NON-PASSENGER COMPARTMENT POWER CIRCUITS, 0.005±0.0025 MM THICK TIN. FOR MATERIALS CONTAINING 10% OR MORE ZINC, AN UNDERPLATE OF COPPER 0.00540.0025 MM THICK IS REQUIRED.

BLADE THICKNESS

UNPLATED = 0.813 ±0.025
TIN PLATED = 0.823 ±0.03

MATING BLADE INFORMATION

SCALE (0:1

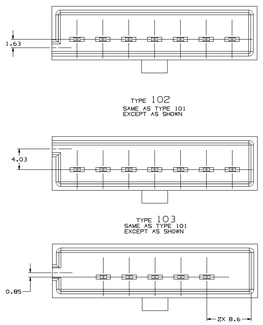

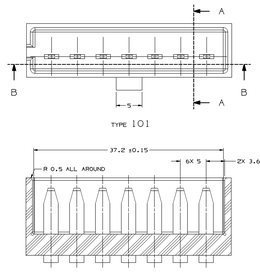

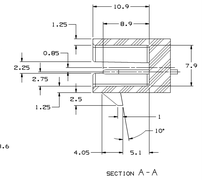

NOTES

1. UNLESS OTHERWISE SPECIFIED AND/OR INDICATED:

   DIMENSIONS ARE TO FACE OF VIEW SHOWN AND AUTOMATICALLY ROUNDED BY COMPUTER FOR INSPECTION (SEE MATH MODEL FOR PRECISE DIMENSIONS). FOR ALL OTHER DIMENSIONS NOT SHOWN BUT REQUIRED FOR TOOL BUILD, SEE MATH MODEL FOR PRECISE TOOL PATH DATA.
   DRAFT IS 1° ON ALL OUTSIDE SURFACES

2. RECOMMENDED MATERIAL - GLASS FILLED NYLON OR POLYESTER.

3. WHEN USING THIS INFORMATION FOR A NEW DESIGN, REQUEST THE LATEST COPY OF THIS FROM PACKARD ELECTRIC DIVISION

MATING SWITCH DETAIL

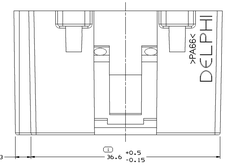

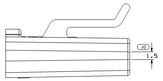

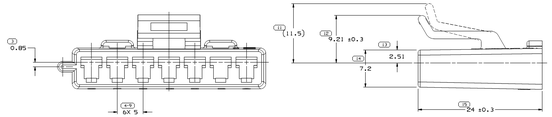

TYPE 101

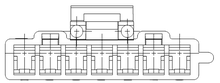

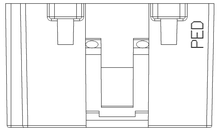

OPTIONAL CONSTRUCTION ALL TYPES

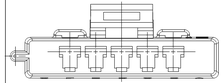

TYPE 104
SAME AS TYPE 101
EXCEPT AS SHOWN

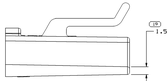

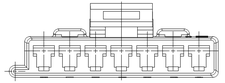

TYPE 103
SAME AS TYPE 101
EXCEPT AS SHOWN

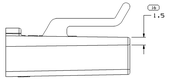

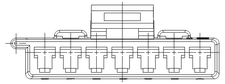

TYPE 102
SAME AS TYPE 101
EXCEPT AS SHOWN

NOTES

1. UNLESS OTHERWISE SPECIFIED AND/OR INDICATED:

   DIMENSIONS ARE TO FACE OF VIEW SHOWN AND AUTOMATICALLY ROUNDED BY COMPUTER FOR INSPECTION (SEE MATH MODEL FOR PRECISE DIMENSIONS). FOR ALL OTHER DIMENSIONS NOT SHOWN BUT REQUIRED FOR TOOL BUILD, SEE MATH MODEL FOR PRECISE TOOL PATH DATA.

2. MATERIAL RECYCLING CODE PER ISO 11469. (2.3)X(0.1) CHARACTERS AS SHOWN TO BE LOCATED ON ANY EXTERIOR SURFACE.

3. THIS PART ACCEPTS THE FOLLOWING COMPONENTS OR EQUIVALENT:
   TERMINAL 12015882
   SECONDARY TERMINAL LOCK (T.P.A.) 12124811
   CHEVROLET WIPER SWITCH 14083131

4. (2.3)X(0.1) DELPHI CORPORATE BRAND TO BE LOCATED ON ANY EXTERIOR SURFACE, PREFERABLY VISIBLE AT FINAL ASSEMBLY. OPTIONAL CONSTRUCTION TO BE "PED".

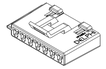

VIEW SCALE DOES NOT REFLECT ACTUAL PART SIZE

PART NO	REV	N/P	STATUS	TYPE	MATERIAL SPECIFICATION AND COLOR	VOLUME CM3	CAV FLASHED	MATING CONNECTOR
15304822	02	-		103	M3592002 PA66 HS IM NAT	J.429		
12180824	02	AA	OBSOLETE	101	M3592027 PA66 HS IM BGW	J.413		
12180423	03	-		104	M3592024 PA66 HS IM CRM	J.352	A & G	DOOR LOCK SWITCH
12177013	03	-		102	M3592008 PA66 HS IM BLU	J.418		
12182424	02	AA	OBSOLETE	101	M3592013 PA66 HS IM SBA LT	J.413		
12052894	03	-		101	M3592001 PA66 HS IM BLK	J.413		

DESIGN NUMBER							
12177017							
SIZE	SHEET	TYPE	PROJ	SEQ	REV	SHT	TOT
A1x4	511	2	0F2	21	0F	R	04

THIS DRAWING IS A PACKARD ELECTRIC DELPHI CORPORATION DOCUMENT. THE INFORMATION CONTAINED IN THIS DRAWING IS THE SOLE PROPERTY OF PACKARD ELECTRIC DELPHI CORPORATION. ANY REPRODUCTION IN PART OR AS A WHOLE WITHOUT THE WRITTEN PERMISSION OF PACKARD ELECTRIC DELPHI CORPORATION IS PROHIBITED. ALL RIGHTS ARE RESERVED. COPYRIGHT 2006 PACKARD ELECTRIC DELPHI CORPORATION

PROCESS SENSITIVE DIMENSION

NOTICE: UNLESS ONLY A PORTION IS DESIGNED, DIMENSIONS MUST BE ON FULL FEATURES.

PROJECTION TYPE - ISO											
TOL	±0.25	±0.5	±1	±2	±3	±5	±10	±20	±30	±50	±100
DEC	±0.25	±0.5	±1	±2	±3	±5	±10	±20	±30	±50	±100
ANGULAR: MACH ± 0°30' SHEET METAL ± 0°45'											
DELPHI SPECIFICATION 18-0000-001 REV. A1 1 OF 1											

THIRD ANGLE PROJECTION

CD-ROM SD-ROM

MS, MX

DELPHI

DELPHI PACKARD ELECTRIC SYSTEMS
WARREN, OH

PART DRAWING		
STYLE		
SCALE (2)=FULL	SIZE (W)	
SEE DWRT		

UNLESS OTHERWISE SPECIFIED

THIS DRAWING IS PROPRIETARY TO DELPHI CORPORATION. ANY REPRODUCTION IN PART OR AS A WHOLE WITHOUT THE WRITTEN PERMISSION OF DELPHI CORPORATION IS PROHIBITED. ALL RIGHTS ARE RESERVED. COPYRIGHT 2006 DELPHI CORPORATION

	SUBCHASSIS OF CONSTRUCTION (INCLUDES SWITCH FOR DECAL CHANGE)	
SCALE (2)=FULL		
SEE DWRT		
DESIGN TOOL		
	TAXI CONN F W/P 280	
REFERENCE		

		DATE
DR		
APVD	RUBEN ORTIZ	01JUL07
APVD	RICARDO PINA	01JUL07
APVD	A. SALLEDOS	02JUL07
APVD		
APVD		

DESIGN TOOL							
12177017							
SIZE	SHEET	TYPE	PROJ	SEQ	REV	SHT	TOT
A1x4	511	2	0F2	1	0F	R	04

1 OF 1