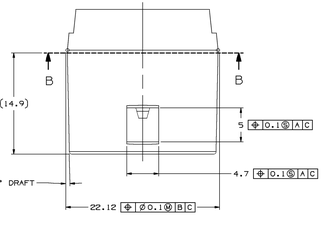

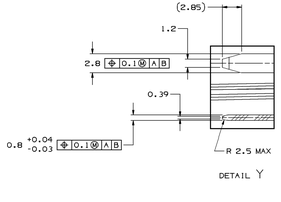

DETAIL Y

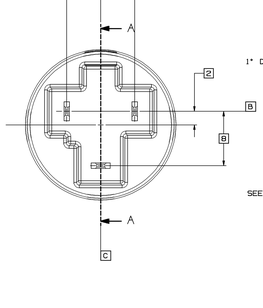

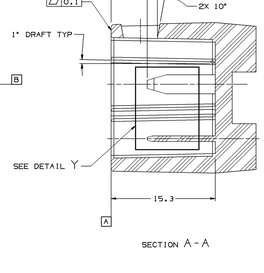

SECTION A-A

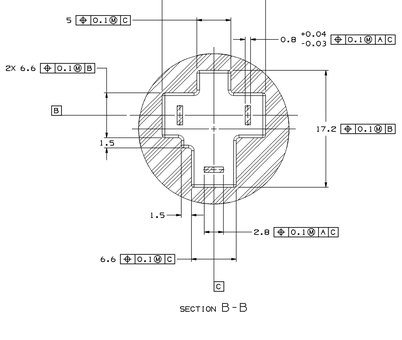

SECTION B-B

MATING SHROUD AND BLADE REQUIREMENTS

DIMENSIONS SHOWN ARE FOR TYPE 101

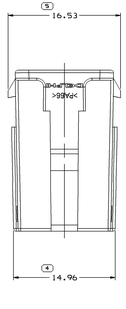

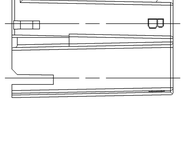

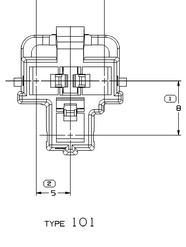

TYPE 101

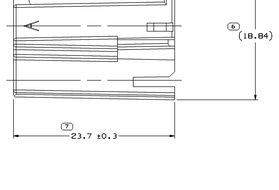

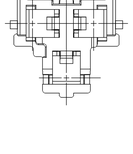

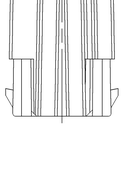

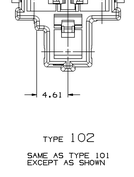

TYPE 102

SAME AS TYPE 101
EXCEPT AS SHOWN

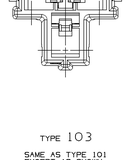

TYPE 103

SAME AS TYPE 101
EXCEPT AS SHOWN

NOTES

1. UNLESS OTHERWISE SPECIFIED AND/OR INDICATED:

   DIMENSIONS ARE TO FACE OF VIEW SHOWN AND AUTOMATICALLY ROUNDED BY COMPUTER FOR INSPECTION (SEE MATH MODEL FOR PRECISE DIMENSIONS). FOR ALL OTHER DIMENSIONS NOT SHOWN BUT REQUIRED FOR TOOL BUILD, SEE MATH MODEL FOR PRECISE TOOL PATH DATA.

2. MATERIAL RECYCLING CODE PER ISO 11469. (2.3)X(0.1) CHARACTERS AS SHOWN TO BE LOCATED ON ANY EXTERIOR SURFACE.

3. THIS PART ACCEPTS THE FOLLOWING COMPONENTS OR EQUIVALENT:
   TERMINAL 12110844
   MAX INSULATION CRIMP MUST BE LESS THAN 4.7 HIGH AND 4 WIDE.
   SECONDARY TERMINAL LOCK 15324886
   MAX CABLE O.D. 2.64 MM

4. (2.3)X(0.1) DELPHI CORPORATE BRAND TO BE LOCATED ON ANY EXTERIOR SURFACE, PREFERABLY VISIBLE AT FINAL ASSEMBLY. OPTIONAL CONSTRUCTION TO BE "PED".

PART NO	REV	N/P	STATUS	MATERIAL SPECIFICATION AND COLOR	TYPE	VOL CM³
12176836	03	AB	-	M3592025 PA66 IM HS GRA MD	103	1.833
12176446	03	AC	-	M3592001 PA66 IM HS BLK	102	1.857
12176445	04	-	-	M3592024 PA66 IM HS CRM	101	1.857

SYMBOL DEFINITION		
A DIMENSION WITHOUT AN INSPECTION REPORT SYMBOL (⌖) DOES NOT REQUIRE INSPECTION. IT MAY BE CONTROLLED ON THE INDIVIDUAL COMPONENT DRAWING.	TOTAL NO OF INSPECTIONS REQUIRED	7
	LAST NO. USED	7

MISSING SYMBOLS
NO MISSING SYMBOL NUMBER

DWG STATUS DATE	STS	REV	N/P	DHR	ZONE	REVISION HISTORY	AUTH	DR	APVD 1	APVD 2
26AU02	R	03	-	-	-	ALL PARTS - UPDATED PDM ATTRIBUTES	229848	RVP	RVP	RC
04OC02	R	04	-	-	-	ALL PARTS - UPDATED PDM ATTRIBUTES	231706	EDV	EDV	RC
07APO4	R	05	-	-	-	ALL PARTS - REVISED GRAPHICS	253845	JPB	JVM	RR
29SE04	R	06	-	-	-	WAS TPA 12176447	258825	MJM	MJM	TM
21JU05	R	07	-	-	-	12176445-4b - CREATED NISSAN CUSTOMER PART DRAWING	265749	JTV	TVV	TAV
05AU05	R	08	-	-	-	ALL PARTS - UPDATED PDM ATTRIBUTES	270977	CCV	AUG	WTM
050C06	R	09	-	-	-	12176445 - WAT'L SPEC WAS M3592002	285278	RTV	JAA	BB1

DELPHI

DELPHI PACKARD ELECTRIC SYSTEMS
WARREN, OH

		DATE
DR		
APVD1	E LUQUENO	15NOV95
APVD2	R. RAMOS	16NOV95
APVD3	J. KOUNTZ	01DEC95
APVD4		
APVD5		

SUBSTANCES OF CONCERN WAS RECYCLED CONTENT PER DELPHI (2MAR02).

MATERIAL: SEE CHART

DRAWING NAME: TAXI CONN F M/P 280 FLXLK

DRAWING NUMBER: 12191643

SIZE A1x3 | SCALE 5:1 | PAGE 1 OF 2 | SHEET 1 OF 1 | REV R | APP 09

DWG TYPE: PART DRAWING

STYLE

VOLUME CONT: SEE CHART

SYSTEM CODE: D

UNLESS OTHERWISE SPECIFIED

THIS DOCUMENT IS IN ACCORDANCE WITH ASME Y14.5M-1994 UNLESS OTHERWISE SPECIFIED.
THIS DOCUMENT CONTAINS DELPHI PROPRIETARY INFORMATION. THE CONTENTS AND RELATED DATUM WILL NOT BE DISCLOSED TO THIRD PARTIES WITHOUT PRIOR WRITTEN CONSENT OF DELPHI. THE RECEIVING PARTY IS ASSUME OWNER OF INTELLECTUAL PROPERTY RIGHTS, INCLUDING PATENTS, COPYRIGHTS, TRADEMARKS, TRADE SECRETS AND OTHER INTELLECTUAL PROPERTY RIGHTS, OF ANY IDEAS, CONCEPTS, KNOWHOW OR DATUM REFERENCED IN THIS DOCUMENT.
ALL DIMENSIONS ARE IN MILLIMETERS

REFERENCE

7 PROCESS SENSITIVE DIMENSION

DIMENSIONS ENCLOSED IN () INDICATE REFERENCE DIMENSIONS, NO AS TOLERANCE LIMITS ARE ESTABLISHED

| DIMENSIONAL RANGE (MM) | | |