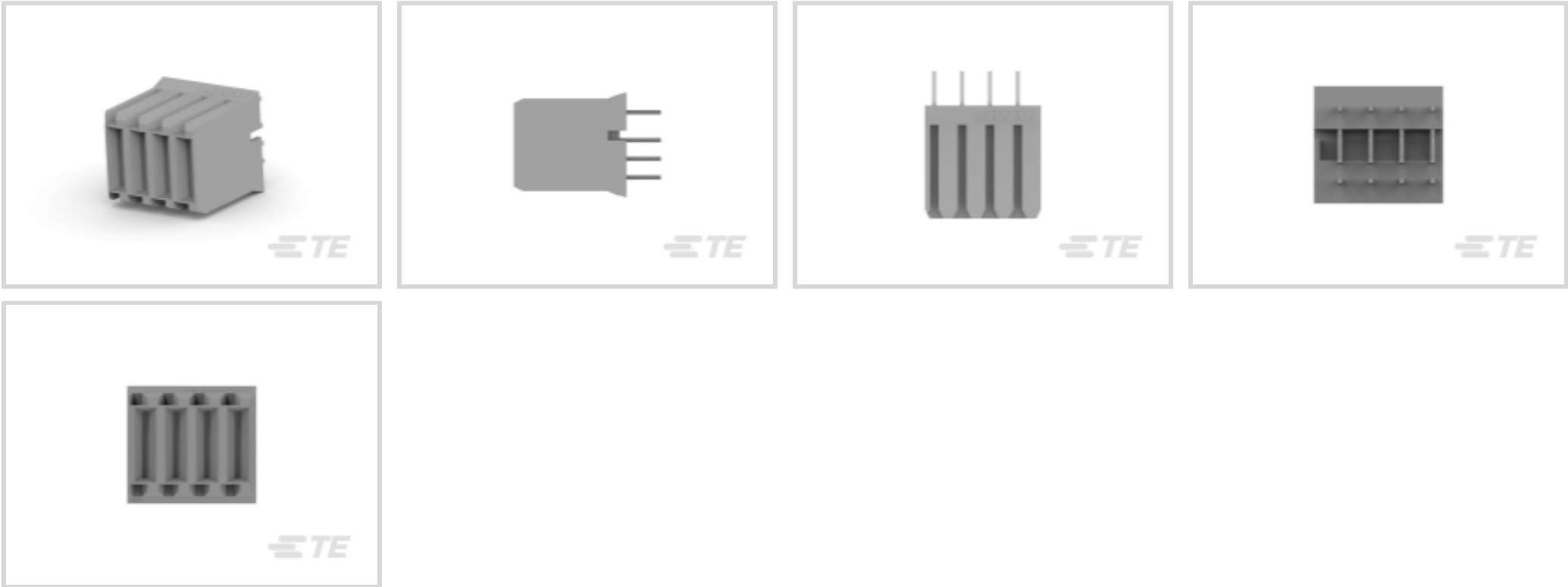




Connectors > Power Connectors > Rectangular Power > Rectangular Power Connectors



Rectangular Power Connector Type: **Connector Assembly**

Connector & Housing Type: **Receptacle**

Connector System: **Board-to-Board**

Number of Positions: **4**

Centerline (Pitch): **3 mm [.118 in]**

Features

Product Type Features

Rectangular Power Connector Type	Connector Assembly
Connector & Housing Type	Receptacle
Connector System	Board-to-Board
Sealable	No
Connector & Contact Terminates To	Printed Circuit Board

Configuration Features

Number of Positions	4
Interface Type	2mm HM
PCB Mount Orientation	Vertical
Number of Power Positions	4
Number of Signal Positions	0
Number of Rows	1

Electrical Characteristics

Operating Voltage	250 VDC
-------------------	---------



Contact Features

Contact Base Material	Copper Alloy
Contact Current Rating (Max)	16 A
Contact Retention Within Housing	With
Contact Type	Receptacle
PCB Contact Termination Area Plating Material	Tin
Contact Mating Area Plating Material	Noble Metal
Contact Mating Area Plating Material Thickness	.5 – 1.25 µm[19.68 – 49.21 µin]

Termination Features

Termination Method to Printed Circuit Board	Through Hole - Press-Fit
---	--------------------------

Mechanical Attachment

Connector Mounting Type	Board Mount
-------------------------	-------------

Housing Features

Centerline (Pitch)	3 mm[.118 in]
Housing Color	Gray
Housing Material	Polyester GF

Usage Conditions

Operating Temperature Range	-55 – 125 °C[-67 – 257 °F]
-----------------------------	----------------------------

Operation/Application

Circuit Application	Power
---------------------	-------

Industry Standards

UL Flammability Rating	UL 94V-0
Glow Wire Rating	Standard Part - Not Glow Wire
Agency/Standard Number	E28476

Packaging Features

Packaging Method	Box & Tube
------------------	------------

Product Compliance

For compliance documentation, visit the product page on TE.com>

EU RoHS Directive 2011/65/EU	Compliant
EU ELV Directive 2000/53/EC	Compliant




China RoHS 2 Directive MIIT Order No 32, 2016	No Restricted Materials Above Threshold
EU REACH Regulation (EC) No. 1907/2006	Current ECHA Candidate List: JAN 2022 (223) Candidate List Declared Against: JAN 2022 (223) Does not contain REACH SVHC
Halogen Content	Not Low Halogen - contains Br or Cl > 900 ppm.
Solder Process Capability	Not applicable for solder process capability


Product Compliance Disclaimer

This information is provided based on reasonable inquiry of our suppliers and represents our current actual knowledge based on the information they provided. This information is subject to change. The part numbers that TE has identified as EU RoHS compliant have a maximum concentration of 0.1% by weight in homogenous materials for lead, hexavalent chromium, mercury, PBB, PBDE, DBP, BBP, DEHP, DIBP, and 0.01% for cadmium, or qualify for an exemption to these limits as defined in the Annexes of Directive 2011/65/EU (RoHS2). Finished electrical and electronic equipment products will be CE marked as required by Directive 2011/65/EU. Components may not be CE marked. Additionally, the part numbers that TE has identified as EU ELV compliant have a maximum concentration of 0.1% by weight in homogenous materials for lead, hexavalent chromium, and mercury, and 0.01% for cadmium, or qualify for an exemption to these limits as defined in the Annexes of Directive 2000/53/EC (ELV). Regarding the REACH Regulation, the information TE provides on SVHC in articles for this part number is based on the latest European Chemicals Agency (ECHA) 'Guidance on requirements for substances in articles' posted at this URL: <https://echa.europa.eu/guidance-documents/guidance-on-reach>


Compatible Parts




TE Part # 120954-1
TE UPM R/A Header 4P HC Power, LLLL




TE Part # 1645498-2
UNV,PWR,MDL.4 POS. VERT.HDR, 15MM STACK




TE Part # 120954-6
UPM EXPANDED PIN ASSEMBLY S,S,




TE Part # 120954-2
TE UPM R/A Header 4P HC Power, LMSS



TE Part # 120954-5
UPM EXPANDED PIN ASSEMBLY



TE Part # 120954-3
UPM EXPANDED PIN ASSEMBLY




TE Part # 120954-4
UPM EXPANDED PIN ASSEMBLY

Also in the Series | Z-PACK 2mm HM




Backplane Coding Keys(60)



Backplane Connector Housings(4)




Backplane Guide Hardware(37)




Backplane Power Connectors(6)



Board-to-Board Connector Contacts(2)




Hard Metric Backplane Connectors (269)



High Speed Backplane Connectors(1)



Insertion & Extraction Tools(2)




PCB Connector Covers(4)



PCB Connector Shrouds(39)



PCB Ferrules & Shields(19)



PCB Latches, Locks & Retainers(1)




Rectangular Power Connectors(87)


Customers Also Bought



TE Part #5100159-1
2MM HDR, 55 POS EXTN MOD



TE Part #120955-1
TE UPM R/A Header 5P HC Power, LLLLL



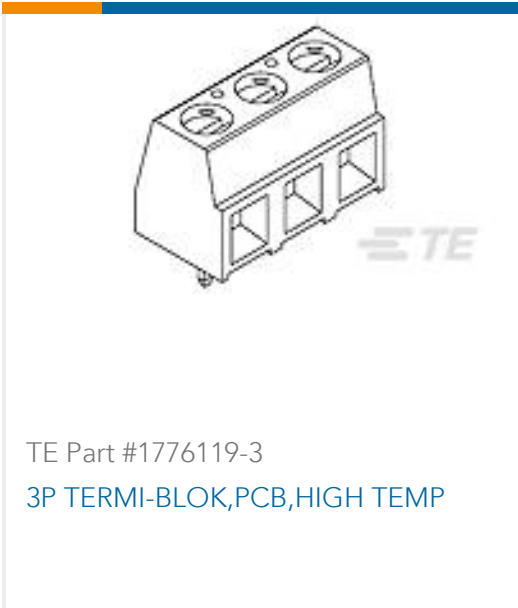
TE Part #6469074-1
HM-ZD 4PR HDR ASSY 1.8MM



TE Part #6469076-1
HM-ZD 2PR HDR ASSY 1.8MM



TE Part #350424-1
04P CMNL HDR ASSY PC NATL



TE Part #1776119-3
3P TERMI-BLOK,PCB,HIGH TEMP



TE Part #120956-1
UPM EXPANDED PIN ASSEMBLY



TE Part #6-179960-2
D5 V-HDR ASSY 6P TAIL LENGTH 4



TE Part #6600333-5
MBXL VERT HDR 2P+24S+2P

Documents

Product Drawings

TE UPM Ver Receptacle 4P HC Power

English

CAD Files

Customer View Model

ENG_CVM_CVM_120953-1_A.2d_dxf.zip

English

3D PDF

3D

Customer View Model

ENG_CVM_CVM_120953-1_A.3d_igs.zip

English

Customer View Model

ENG_CVM_CVM_120953-1_A.3d_stp.zip

English

By downloading the CAD file I accept and agree to the [Terms and Conditions](#) of use.

Datasheets & Catalog Pages

High Speed Backplane Connectors catalog - Z-PACK HS3 Connector

English

POWER_CONNECTORS_CATALOG_SEC01_BOARD_TO_BOARD

English

2_PIECE_POWER_CONNECTORS_qrg_4-1773458-1

English

Product Specifications



English

Product Environmental Compliance

[MD_120953-1_052120181011_dmtec](#)

English

[MD_120953-1_052120181011_dmtec](#)

English