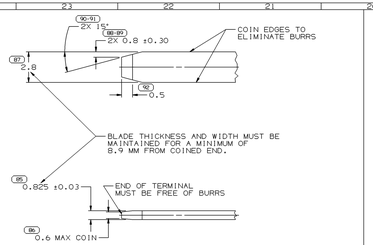

MATERIAL SPECIFICATIONS

RECOMMENDED

BASE MATERIAL - CDA-210, EXTRA SPRING TEMPER

PLATING - 0.005±0.0025 MM THICK TIN

MINIMUMS

ELECTRICAL CONDUCTIVITY - 20% IACS AT 20°C. USE OF A MATERIAL WITH CONDUCTIVITY 20% IACS MUST BE APPROVED BY PACKARD ELECTRIC MATERIALS ENGINEERING.

TENSILE STRENGTH - 407 MPa

PLATING - FOR LOW ENERGY (5v) AND NON-PASSENGER COMPARTMENT POWER CIRCUITS, 0.005±0.0025 MM THICK TIN. FOR MATERIALS CONTAINING 10% OR MORE ZINC, AN UNDERPLATE OF COPPER 0.005±0.0025 MM THICK IS REQUIRED.

MATING BLADE INFORMATION

SCALE 8:1

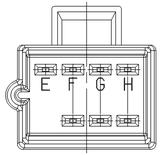

TYPE 105
SAME AS TYPE 101
EXCEPT AS SHOWN

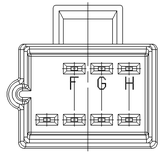

TYPE 102
SAME AS TYPE 101
EXCEPT AS SHOWN

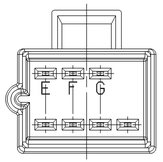

TYPE 104
SAME AS TYPE 101
EXCEPT AS SHOWN

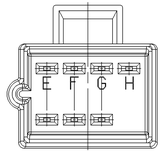

TYPE 103
SAME AS TYPE 101
EXCEPT AS SHOWN

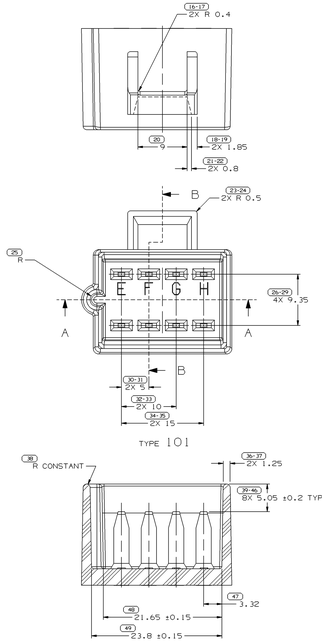

TYPE 101

SECTION A-A

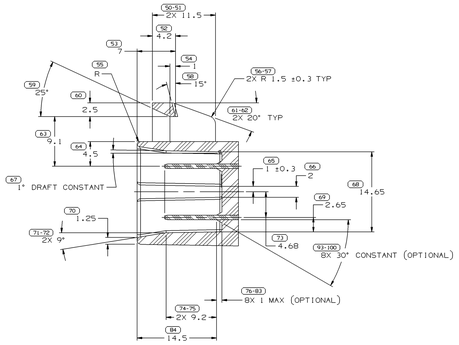

SECTION B-B

NOTES

1. UNLESS OTHERWISE SPECIFIED AND/OR INDICATED:
   DIMENSIONS ARE TO FACE OF VIEW SHOWN AND AUTOMATICALLY ROUNDED BY COMPUTER FOR INSPECTION. (SEE MATH MODEL FOR PRECISE DIMENSIONS.) FOR ALL OTHER DIMENSIONS NOT SHOWN BUT REQUIRED FOR TOOL BUILD, SEE MATH MODEL FOR PRECISE TOOL PATH DATA.
   ALL RADII 0.4
   DRAFT IS 1° ON ALL OUTSIDE SURFACES
2. RECOMMENDED MATERIAL: GLASS REINF. NYLON OR POLYESTER.
3. WHEN UNSING THIS INFORMATION FOR A NEW DESING, REQUEST THE LATEST COPY OF THIS DRAWING FROM PACKARD ELECTRIC.

MATING SHROUD INFORMATION

SYMBOL DEFINITION		MISSING NUMBERS
A DIMENSION WITHOUT AN INSPECTION REPORT SYMBOL ( ) DOES NOT REQUIRE INSPECTION. IT MAY BE CONTROLLED ON AN INDIVIDUAL COMPONENT DRAWING.	TOTAL NO. OF SYMBOLS ON DRAWING: 55	
	LAST NO. USED: 100	

DWG STATUS DATE	STS	REV	N/P	CHG	ZONE	REVISION HISTORY	AUTH	DR	APVD 1	APVD 2
19MR99	R	01	-	-	-	CLEARED REV COLUMN: 15324771 - RELEASED	990005	OMC	OMC	OD
11APR99	R	02	-	-	-	15324771 - OBSOLETE	990003	AM	OMP	OD
27OC99	R	03	-	-	-	15324959 - RELEASED	990005	EOV	OMC	OD
29FE00	R	04	-	-	-	15324771 - REINSTATE	000010	JIB	JIB	JA
23MY00	R	05	-	-	-	15324771 - MAT'L SPEC WAS R0100214 PBT HS IM-BRN	201481	DMP	DMP	JA
09AD01	R	06	-	-	-	12064998 - UPDATED PDM ATTRIBUTES	215043	MRL	MRL	DLB
29JL03	R	07	-	-	-	ALL PARTS - ADDED DELPHI LOGO AND REVISED MAT'L SPEC	243627	JYD	EOV	RC
25JN04	R	08	-	-	-	ALL PARTS - TERMINAL 12066214 WAS 12015857 IN NOTE 2	256461	RH	RH	TM

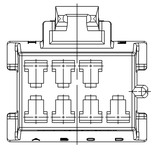

TYPE 102
SAME AS TYPE 101
EXCEPT AS SHOWN

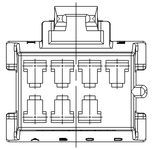

TYPE 105
SAME AS TYPE 101
EXCEPT AS SHOWN

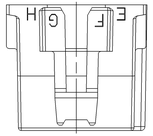

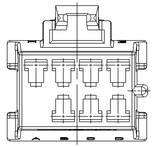

TYPE 103
SAME AS TYPE 101
EXCEPT AS SHOWN

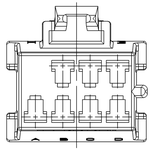

TYPE 104
SAME AS TYPE 101
EXCEPT AS SHOWN

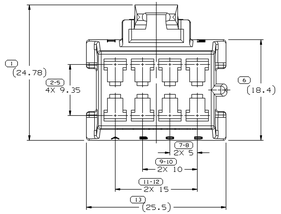

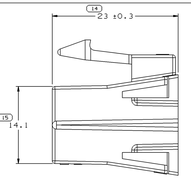

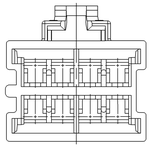

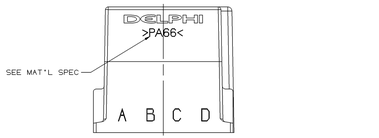

NOTES

1. UNLESS OTHERWISE SPECIFIED AND/OR INDICATED:
   DIMENSIONS ARE TO FACE OF VIEW SHOWN AND AUTOMATICALLY ROUNDED BY COMPUTER FOR INSPECTION. (SEE MATH MODEL FOR PRECISE DIMENSIONS.) FOR ALL OTHER DIMENSIONS NOT SHOWN BUT REQUIRED FOR TOOL BUILD, SEE MATH MODEL FOR PRECISE TOOL PATH DATA.
2. THIS PART ACCEPTS THE FOLLOWING COMPONENTS OR EQUIVALENT:
   CAVITIES TO ACCEPT TERMINAL 12066214
   SECONDARY TERMINAL LOCK 12064999 (2 PER CONNECTOR)
   CONNECTOR POSITION ASSURANCE LOCK 12052834.
3. MATERIAL RECYCLING CODE >SEE CHART< PER SAE J1344. (2.3)X(0.1) RAISED CHARACTERS AS SHOWN TO BE LOCATED ON ANY EXTERIOR SURFACE. OPTIONAL CONSTRUCTION TO BE NO MATERIAL RECYCLING CODE.
4. (2.3)X(0.1) RAISED DELPHI CORPORATE BRAND TO BE LOCATED ON ANY EXTERIOR SURFACE, PREFERABLY VISIBLE AT FINAL ASSEMBLY. OPTIONAL CONSTRUCTION TO BE "PED" OR NO LOGO.

PART NO	STG	REV	N/P	STATUS	MATERIAL SPECIFICATION AND COLOR	MAT'L SPEC	MATING CONNECTOR	TYPE	BLOCKED CAVITIES	VOL CM³
15324959	R	01	AB		M3592015 PA66 HS IM GRN LT	PA66	12066195	105	D	3.892
15324771	R	02	AB		M4695008 PBT BLU	PBT	12066195	104	H	3.892
15324408	R	B2	-		M4695007 PBT GRN	PBT	12066195	103	A	3.892
12162066	R	B2	-		M4695003 PBT GRA	PBT	12066195	101		3.890
12160882	R	E2	-		M4695016 PBT BLU LT	PBT	12066195	102	E	3.894
12110216	R	C2	-		M4695006 PBT YEL	PBT	12110214	101		3.890
12089288	R	E2	-		M4695001 PBT-NAT	PBT	12066195	101		3.890
12064998	R	F3	-		M3592001 PA66 HS IM BLK	PA66	12066195	101		3.890

DRAWING NUMBER							
12089288							
SIZE	SCALE	FRAME NO	SHEET NO	STG	REV	N/P	
A1x3	4:1	2 OF 2	1 OF 1	R	08	-	

SYMBOLICAL PARAS (MM)								
FROM	0	>6	>30	>50	>120	>250	>500	>800
TO	6	30	50	120	250	500	800	1000
TOLERANCE UNLESS OTHERWISE SPECIFIED								
±0.15 ±0.2 ±0.3 ±0.4 ±0.5 ±0.8 ±1 ±1.2								
ANGULAR TOLERANCE ±2°								

(15.) PROCESS SENSITIVE DIMENSION

DIMENSIONS ENCLOSED IN ( ) INDICATE REFERENCE DIMENSIONS AND NO TOLERANCE LIMITS WERE GIVEN.

THIRD ANGLE PROJECTION

DO NOT SCALE

USE MATH DATA

DELPHI

DELPHI PACKARD ELECTRIC SYSTEMS
WARREN, OH

		DATE
DR	APVDS C. MOLINA	09SE98
APVDR	R. CHACON	09SE98
APVDP	D. GALLEGOS	09SE98
APVDM		
APVDS		

DWG TYPE: PART DRAWING

STYLE

VOLUME (CM³): SEE CHART

SYSTEM CODE: 6900

UNLESS OTHERWISE SPECIFIED

THIS DOCUMENT IS IN ACCORDANCE WITH ASME Y14.5M-1994 UNLESS OTHERWISE SPECIFIED. DIMENSIONS ARE TO BE COMPLETED AGAINST THE FINISHED PATTERN OF FEATURES MAY BE SHARED SEPARATELY REGARDLESS OF DATUM REFERENCES.

ALL DIMENSIONS ARE IN MILLIMETERS

MATERIAL: SEE CHART

SUBSTANCES OF CONCERN: PAC RECYCLED CONTENT PER DELPHI (DP4900)

REFERENCE

DRAWING NAME: TAXI CONN 8 M/P 280 N/A

DRAWING NUMBER: 12089288

SIZE	SCALE	FRAME NO	SHEET NO	STG	REV	N/P
A1x3	4:1	1 OF 2	1 OF 1	R	08	-

8859801