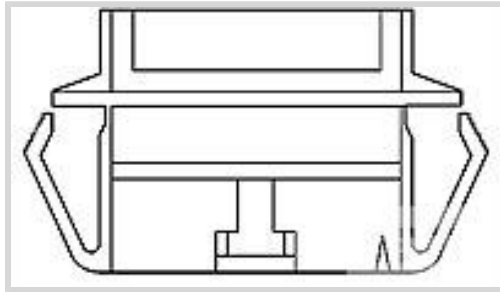




Connectors > PCB Connectors > PCB Connector Accessories > Protection & Strain Relief > PCB Connector Shrouds



Connector Mounting Accessory Type: **Shroud**

Mating Alignment: **With**

Number of Positions: **4**

Number of Rows: **1**

Number of Columns: **4**

Features

Product Type Features

Connector Mounting Accessory Type	Shroud
Sealable	No

Configuration Features

Number of Positions	4
Number of Rows	1
Number of Columns	4

Electrical Characteristics

Termination Resistance	15 mΩ
Insulation Resistance	5000 MΩ
Dielectric Withstanding Voltage (Max)	600 V

Body Features

Shroud Color	Black
Shroud Material	Thermoplastic

Contact Features

CompactPCI	No
------------	----

Mechanical Attachment

Mating Alignment Type	Latched
PCB Mount Retention	Without



Mating Alignment	With
------------------	------

Dimensions

Product Length	23.75 mm [.93 in]
----------------	-------------------

Product Height	6.35 mm [.25 in]
----------------	------------------

Product Width	25.15 mm [.99 in]
---------------	-------------------

Usage Conditions

Operating Temperature Range	-65 – 105 °C [-85 – 221 °F]
-----------------------------	-----------------------------

Industry Standards

UL Flammability Rating	UL 94V-0
------------------------	----------

Packaging Features

Packaging Method	Package
------------------	---------

Other

Comment	Insert Pin Receptacle Assembly w/Guide Ribs (only) into shroud.
---------	---

Product Compliance

[For compliance documentation, visit the product page on TE.com>](#)

EU RoHS Directive 2011/65/EU	Compliant
------------------------------	-----------

EU ELV Directive 2000/53/EC	Compliant
-----------------------------	-----------

China RoHS 2 Directive MIIT Order No 32, 2016	No Restricted Materials Above Threshold
---	---

EU REACH Regulation (EC) No. 1907/2006	Current ECHA Candidate List: JAN 2022 (223) Candidate List Declared Against: JAN 2022 (223) Does not contain REACH SVHC
--	---

Halogen Content	BFR/CFR/PVC Free, but Br/Cl >900 ppm in other sources.
-----------------	--

Solder Process Capability	Not applicable for solder process capability
---------------------------	--

Product Compliance Disclaimer

This information is provided based on reasonable inquiry of our suppliers and represents our current actual knowledge based on the information they provided. This information is subject to change. The part numbers that TE has identified as EU RoHS compliant have a maximum concentration of 0.1% by weight in homogenous materials for lead, hexavalent chromium, mercury, PBB, PBDE, DBP, BBP, DEHP, DIBP, and 0.01% for cadmium, or qualify for an exemption to these limits as defined in the Annexes of Directive 2011/65/EU (RoHS2). Finished electrical and electronic equipment products will be CE marked as required by Directive 2011/65/EU. Components may not be CE marked. Additionally, the part numbers that TE has identified as EU ELV compliant have a maximum concentration of 0.1% by weight in homogenous materials for lead, hexavalent chromium, and mercury, and 0.01% for cadmium, or qualify for an exemption to these limits as defined in the Annexes of Directive 2000/53/EC (ELV). Regarding the REACH Regulation, the information TE provides

on SVHC in articles for this part number is based on the latest European Chemicals Agency (ECHA) 'Guidance on requirements for substances in articles' posted at this URL: <https://echa.europa.eu/guidance-documents/guidance-on-reach>

Compatible Parts



TE Part # 103648-3
04 MTE RCPT HSG SR RIB .100CL



TE Part # 104503-3
04 MTE PIN HSG SR RIB .100CL


Also in the Series | AMPMODU MTE



Insertion & Extraction Tools(2)



PCB Connector Shrouds(40)



PCB Headers & Receptacles(763)



Ribbon Connector Accessories(1)



Standard Rectangular Connectors(2)



Wire-to-Board Connector Assemblies & Housings(585)

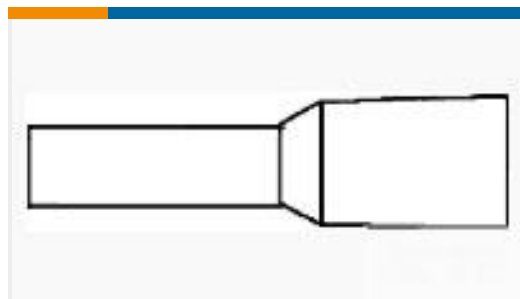


Wire-to-Board Connector Contacts(32)


Customers Also Bought



TE Part #178303-5
6-P POST HDR D-3100D HORZ



TE Part #966144-4
DOPPLEIT ADERENDH N



TE Part #5053134121
RNF-100-1/4-WH-SP



TE Part #454276-5
FLOATING SHEAR



TE Part #456407-5
CRIMPER, WIRE .100 "F"



TE Part #826949-2
2P MOD2 STIFT LEI



TE Part #60465-1
250 FASTON TAB BR



TE Part #826953-3
MOD-2 PIN HDR.2X03P

Documents

Product Drawings

04 MTE PANEL MOUNT SR

English

CAD Files

Customer View Model

[ENG_CVM_CVM_103682-3_N.2d_dxf.zip](#)

English

3D PDF

3D

Customer View Model

[ENG_CVM_CVM_103682-3_N.3d_igs.zip](#)

English

Customer View Model

[ENG_CVM_CVM_103682-3_N.3d_stp.zip](#)

English

By downloading the CAD file I accept and agree to the [Terms and Conditions](#) of use.

Datasheets & Catalog Pages

[AMP MODU MTE Section of Catalog 1307819](#)

English

[AMPMODU_INTERCONNECTION_SYSTEM_SECTION5_CONT](#)

English

[AMPMODU MTE INTERCONNECT SYSTEM](#)

English

Product Specifications

[Application Specification](#)

English

Product Environmental Compliance

[TE Material Declaration](#)

English

Instruction Sheets

[Instruction Sheet \(U.S.\)](#)

103682-3

PCB Connector Shrouds, Shroud, Mating Alignment, 4 Position, 1 Row, 4 Column,
Length 23.75 mm [.93 in], Height 6.35 mm [.25 in], AMPMODU MTE



English