

1-967589-1 ✓ ACTIVE

AMP | AMP MCP Connector System


TE Internal #: 1-967589-1

Automotive Terminals, Receptacle, Mating Tab Width 9.5 mm [.374 in], Tab Thickness .047 in [1.2 mm], 7 – 5 AWG Wire Size, AMP MCP Connector System

[View on TE.com >](#)



Terminals & Splices > Automotive Terminals > AMP MCP, RECEPTACLE AND TAB



Terminal Type: **Receptacle**

Mating Tab Width: **9.5 mm [.374 in]**

Mating Tab Thickness: **1.2 mm [.047 in]**

Terminal Transmits: **41 – 100 A (High Power)**

Wire Size: **7 – 5 AWG**

[All AMP MCP, RECEPTACLE AND TAB \(125\)](#)

## Features

### Product Type Features

|                         |               |
|-------------------------|---------------|
| Receptacle Style        | 180°          |
| Sealable                | No            |
| Primary Locking Feature | Locking Lance |

### Contact Features

|   |                  |
|---|------------------|
| Contact Size                              | 9.5mm            |
| Contact Fabrication                       | Stamped & Formed |
| Typical Current Rating                    | 78 A             |
| Crimp Type                                | F-Crimp          |
| Terminal Type                             | Receptacle       |
| Mating Tab Width                          | 9.5 mm[.374 in]  |
| Mating Tab Thickness                      | 1.2 mm[.047 in]  |
| Interface Plating                         | Tin (Sn)         |
| Contact Termination Area Plating Material | Tin (Sn)         |

### Termination Features

|                                    |       |
|------------------------------------|-------|
| Termination Method to Wire & Cable | Crimp |
| Product Terminates To              | Wire  |

### Dimensions



|                          |                               |
|--------------------------|-------------------------------|
| Wire Size                | 10 – 16 mm <sup>2</sup>       |
| Wire Size Search         | 5 AWG, 6 AWG, 7 AWG           |
| Wire Insulation Diameter | 7.1 – 7.7 mm [.277 – .301 in] |

### Usage Conditions

|                             |  |
|-----------------------------|--|
| Insulation Option           | Uninsulated  |
| Operating Temperature (Max) | 80 °C, 85 °C, 90 °C, 100 °C, 105 °C, 110 °C, 120 °C, 125 °C, 130 °C [176 °F][185 °F][194 °F][212 °F][221 °F][230 °F][248 °F][257 °F][266 °F] |
| Operating Temperature Range | -40 – 130 °C [-40 – 266 °F]  |

### Operation/Application

|                                    |        |
|------------------------------------|--------|
| Compatible With Wire Base Material | Copper |
|------------------------------------|--------|

### Industry Standards

|                 |       |
|-----------------|-------|
| Agency/Standard | LV214 |
|-----------------|-------|

### Packaging Features

|                    |        |
|--------------------|--------|
| Packaging Method   | Carton |
| Packaging Quantity | 500    |

### Other

|                    |                         |
|--------------------|-------------------------|
| Terminal Transmits | 41 – 100 A (High Power) |
|--------------------|-------------------------|

## Product Compliance

[For compliance documentation, visit the product page on TE.com>](#)

|   |   |
|---|---|
| EU RoHS Directive 2011/65/EU                  | Compliant   |
| EU ELV Directive 2000/53/EC                   | Compliant   |
| China RoHS 2 Directive MIIT Order No 32, 2016 | No Restricted Materials Above Threshold   |
| EU REACH Regulation (EC) No. 1907/2006        | Current ECHA Candidate List: JAN 2022 (223)<br>Candidate List Declared Against: JAN 2022 (223)<br>Does not contain REACH SVHC |
| Halogen Content                               | Low Halogen - Br, Cl, F, I < 900 ppm per homogenous material. Also BFR/CFR/PVC Free   |
| Solder Process Capability                     | Not applicable for solder process capability  |

This information is provided based on reasonable inquiry of our suppliers and represents our current actual knowledge based on the information they provided. This information is subject to change. The part numbers that TE has identified as EU RoHS compliant have a maximum concentration of 0.1% by weight in homogenous materials for lead, hexavalent chromium, mercury, PBB, PBDE, DBP, BBP, DEHP, DIBP, and 0.01% for cadmium, or qualify for an exemption to these limits as defined in the Annexes of Directive 2011/65/EU (RoHS2). Finished electrical and electronic equipment products will be CE marked as required by Directive 2011/65/EU. Components may not be CE marked. Additionally, the part numbers that TE has identified as EU ELV compliant have a maximum concentration of 0.1% by weight in homogenous materials for lead, hexavalent chromium, and mercury, and 0.01% for cadmium, or qualify for an exemption to these limits as defined in the Annexes of Directive 2000/53/EC (ELV). Regarding the REACH Regulation, the information TE provides on SVHC in articles for this part number is based on the latest European Chemicals Agency (ECHA) 'Guidance on requirements for substances in articles' posted at this URL: <https://echa.europa.eu/guidance-documents/guidance-on-reach>

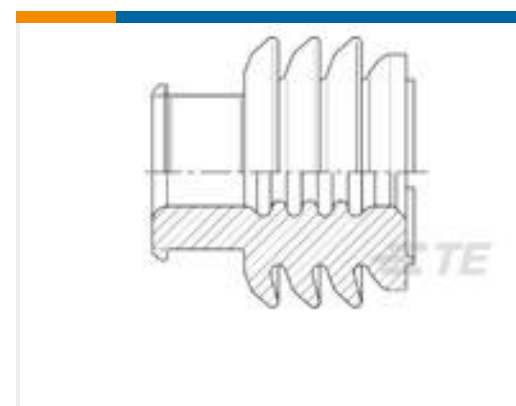
## Compatible Parts



TE Part # CAT-AM705-CH8173  
AMP MCP, UNSEALED CONNECTOR HOUSING




TE Part # 539971-1  
EXTRACTION TOOL




TE Part # 1355437-3  
MCP9,5 EINZELDICHTG


## Also in the Series | AMP MCP Connector System




Automotive Connector Caps & Covers (24)




Automotive Connector Locks & Position Assurance(7)




Automotive Housings(352)




Automotive Seals & Cavity Plugs(6)



Automotive Terminals(125)



Insertion & Extraction Tools(13)

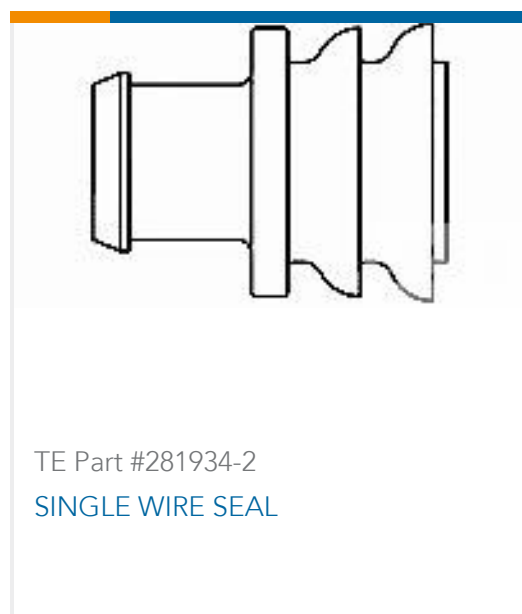


Other Automotive Connector Accessories(2)



PCB Headers & Receptacles(29)

## Customers Also Bought



TE Part #281934-2  
SINGLE WIRE SEAL



TE Part #DT04-2P  
DEUTSCH DT Series Housings &  
Connectors



TE Part #W2S  
DEUTSCH DT WEDGELOCKS



TE Part #0460-202-16141  
DEUTSCH SOLID CONTACTS



TE Part #282104-1  
AMP SUPERSEAL 1.5MM,  
CONNECTOR HOUSING



TE Part #114017-ZZ  
SEALING PLUG, SIZE 12/16, WHT

## Documents

### Product Drawings

#### AMP MCP 9.5, CONTACT

English

### CAD Files

#### Customer View Model

[ENG\\_CVM\\_1-967589-1\\_B4.3d\\_igs.zip](#)

English

#### Customer View Model

[ENG\\_CVM\\_1-967589-1\\_B4.3d\\_stp.zip](#)

English

#### Customer View Model

[ENG\\_CVM\\_1-967589-1\\_B4.2d\\_dxf.zip](#)

English

### 3D PDF

English

By downloading the CAD file I accept and agree to the [Terms and Conditions](#) of use.

### Product Specifications

#### Application Specification

German

#### Application Specification

German