

103670-5 ✓ ACTIVE

AMPMODU | AMPMODU MTE

TE Internal #: 103670-5

PCB Mount Header, Vertical, Wire-to-Board, 6 Position, .1 in [2.54 mm] Centerline, Fully Shrouded, Gold, Through Hole - Solder, Signal, AMPMODU MTE

[View on TE.com >](#)



Connectors > PCB Connectors > PCB Headers & Receptacles



Connector System: **Wire-to-Board**

Number of Positions: **6**

Number of Rows: **1**

Centerline (Pitch): **2.54 mm [.1 in]**

PCB Mount Orientation: **Vertical**

## Features

### Product Type Features

Connector System	Wire-to-Board
Header Type	Fully Shrouded
Sealable	No
Connector & Contact Terminates To	Printed Circuit Board
PCB Connector Assembly Type	PCB Mount Header

### Configuration Features

Number of Positions	6
Number of Rows	1
PCB Mount Orientation	Vertical

### Electrical Characteristics

Termination Resistance	15 mΩ
Insulation Resistance	5000 MΩ
Dielectric Withstanding Voltage (Max)	600 V

### Body Features

Primary Product Color	Black
-----------------------	-------

### Contact Features

Contact Mating Area Length	5.84 mm[.23 in]
Mating Square Post Dimension	.64 mm[.025 in]



PCB Contact Termination Area Plating Material Thickness	2.54 $\mu\text{m}$ [100 $\mu\text{in}$ ]
Contact Mating Area Plating Material Thickness	.381 $\mu\text{m}$ [15 $\mu\text{in}$ ]
PCB Contact Termination Area Plating Material Finish	Matte
Contact Shape & Form	Square
PCB Contact Termination Area Plating Material	Tin-Lead
Contact Base Material	Brass
Contact Mating Area Plating Material	Gold
Contact Type	Pin
Contact Current Rating (Max)	3 A

### Termination Features

Square Termination Post & Tail Dimension	.64 mm[.025 in]
Termination Post & Tail Length	3.3 mm[.13 in]
Termination Method to Printed Circuit Board	Through Hole - Solder

### Mechanical Attachment

Mating Alignment Type	Latched, Polarization
Mating Retention	With
PCB Mount Retention Type	Swaged Retention Tails
Mating Retention Type	Hold-Down
Connector Mounting Type	Board Mount
Mating Alignment	With
PCB Mount Alignment	Without
PCB Mount Retention	With

### Housing Features

Housing Material	Thermoplastic
Centerline (Pitch)	2.54 mm[.1 in]

### Dimensions

Connector Length	17.78 mm[.7 in]
Connector Height	13.59 mm[.535 in]
PCB Thickness (Recommended)	1.57 mm[.062 in]

### Usage Conditions

Operating Temperature Range	-65 – 105 $^{\circ}\text{C}$ [-85 – 221 $^{\circ}\text{F}$ ]
-----------------------------	--

### Operation/Application



Circuit Application	Signal
---------------------	--------

### Industry Standards

CSA Rating	Certified
Approved Standards	CSA LR7189, UL E28476
UL Flammability Rating	UL 94V-0

### Packaging Features

Packaging Quantity	30
Packaging Type	Box, Tube

### Product Compliance


[For compliance documentation, visit the product page on TE.com>](#)

EU RoHS Directive 2011/65/EU	Not Compliant
EU ELV Directive 2000/53/EC	Not Compliant
China RoHS 2 Directive MIIT Order No 32, 2016	Restricted Materials Above Threshold
EU REACH Regulation (EC) No. 1907/2006	Current ECHA Candidate List: JAN 2022 (223) Candidate List Declared Against: JAN 2022 (223) SVHC > Threshold: Pb (13% in Component Part) <b>Article Safe Usage Statements:</b> Do not eat, drink or smoke when using this product. Wash thoroughly after handling. Recycle if possible and dispose of the article by following all applicable governmental regulations relevant to your geographic location.
Halogen Content	Low Halogen - Br, Cl, F, I < 900 ppm per homogenous material. Also BFR/CFR/PVC Free
Solder Process Capability	Reflow solder capable to 260°C


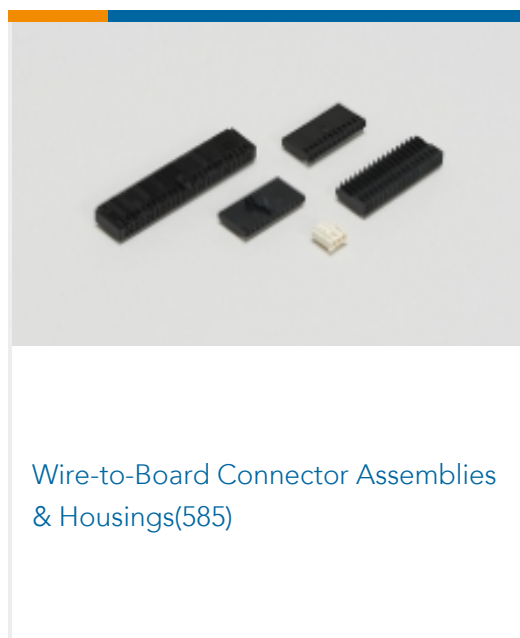
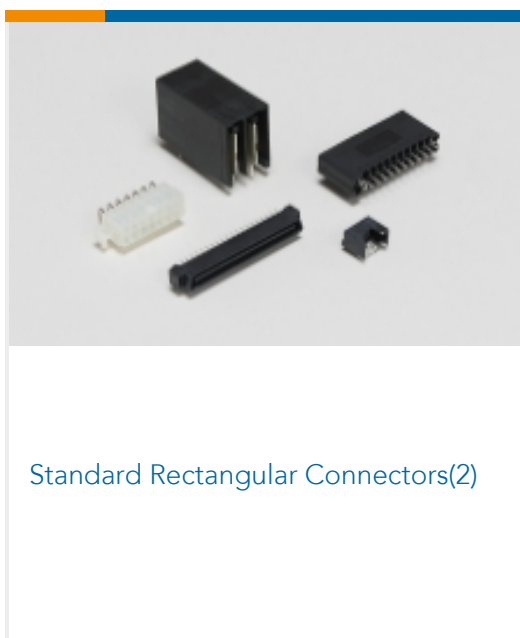

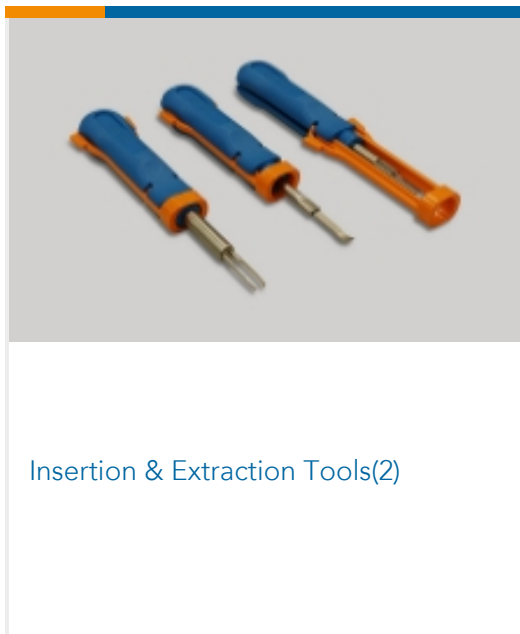
#### Product Compliance Disclaimer

This information is provided based on reasonable inquiry of our suppliers and represents our current actual knowledge based on the information they provided. This information is subject to change. The part numbers that TE has identified as EU RoHS compliant have a maximum concentration of 0.1% by weight in homogenous materials for lead, hexavalent chromium, mercury, PBB, PBDE, DBP, BBP, DEHP, DIBP, and 0.01% for cadmium, or qualify for an exemption to these limits as defined in the Annexes of Directive 2011/65/EU (RoHS2). Finished electrical and electronic equipment products will be CE marked as required by Directive 2011/65/EU. Components may not be CE marked. Additionally, the part numbers that TE has identified as EU ELV compliant have a maximum concentration of 0.1% by weight in homogenous materials for lead, hexavalent chromium, and mercury, and 0.01% for cadmium, or qualify for an exemption to these limits as defined in the Annexes of Directive 2000/53/EC (ELV). Regarding the REACH Regulation, the information TE provides on SVHC in articles for this part number is based on the latest European Chemicals Agency (ECHA) 'Guidance on requirements for substances in articles' posted at this URL: <https://echa.europa.eu/guidance-documents/guidance-on-reach>


## Compatible Parts



## Also in the Series | AMPMODU MTE



## Customers Also Bought






TE Part #2-1445084-9  
micro mnl hdr Assy s/row au lf



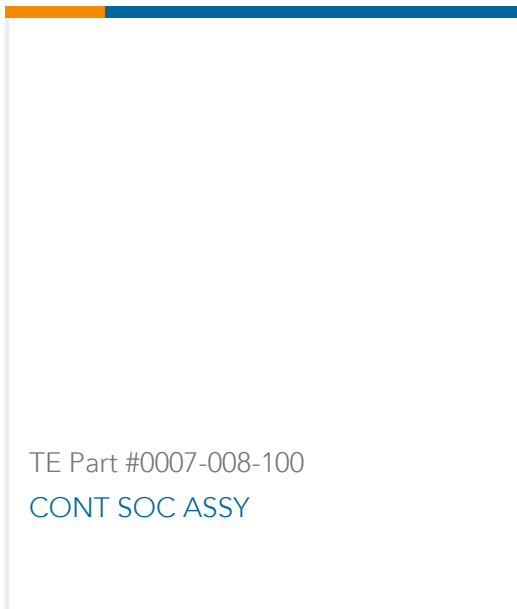
TE Part #1-794073-1  
08P MINI UMNL HDR W/O DH AU LF



TE Part #5-794678-4  
24P MICRO MNL ASSY,R/A,THRU,LF



TE Part #2-1393771-9  
JWD-172-5=REED RELAYS



TE Part #0007-008-100  
CONT SOC ASSY

## Documents

### CAD Files

#### 3D PDF

3D

#### Customer View Model

[ENG\\_CVM\\_CVM\\_103670-5\\_T.2d\\_dxf.zip](#)

English

#### Customer View Model

[ENG\\_CVM\\_CVM\\_103670-5\\_T.3d\\_igs.zip](#)

English

#### Customer View Model

[ENG\\_CVM\\_CVM\\_103670-5\\_T.3d\\_stp.zip](#)

English

By downloading the CAD file I accept and agree to the [Terms and Conditions](#) of use.

### Datasheets & Catalog Pages

[AMPMODU MTE INTERCONNECT SYSTEM](#)

English

### Product Specifications

[Application Specification](#)

English

### Product Environmental Compliance

[MD\\_103670-5\\_010420171457\\_dmtec](#)

English

[MD\\_103670-5\\_010420171457\\_dmtec](#)

English

103670-5

PCB Mount Header, Vertical, Wire-to-Board, 6 Position, .1 in [2.54 mm] Centerline,  
Fully Shrouded, Gold, Through Hole - Solder, Signal, AMPMODU MTE



## Instruction Sheets

[Instruction Sheet \(U.S.\)](#)

English