



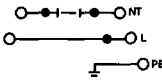
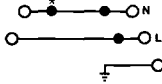
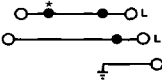
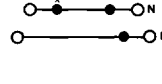


Power Terminals, 35 mm DIN-Rail Multiple Level

		WDL 2.5/NT/L/PE	WDL 2.5/N/L/PE	WDL 2.5/L/L/PE	WDL 2.5/N/L
					
					
Dimensions					
Width/Length/Height mm (in.)	With TS 35 x 7.5	6 / 90 / 48.7 (.24"/3.54"/1.92")	6 / 90 / 48.7 (.24"/3.54"/1.92")	6 / 90 / 48.7 (.24"/3.54"/1.92")	6 / 90 / 48.7 (.24"/3.54"/1.92")
Insulation stripping length	mm (in.)	8 (.31")	8 (.31")	8 (.31")	8 (.31")
Technical data					
Rated voltage/rated current/wire size	UL	300V / 15A / #22...12 AWG	300V / 15A / #22...12 AWG	300V / 15A / #22...12 AWG	300V / 15A / #22...12 AWG*
	CSA	300V / 10A / #26...12 AWG	300V / 10A / #26...12 AWG	300V / 10A / #26...12 AWG	300V / 10A / #26...12 AWG
	VDE	400V / 24A / 2.5/4*mm ²	400V / 24A / 2.5/4*mm ²	400V / 24A / 2.5/4*mm ²	400V / 24A / 2.5/4*mm ²
Torque	Nm (lb. in.)	0.8 (7.0)	0.8 (7.0)	0.8 (7.0)	0.8 (7.0)
Clamping screw	M	2.5 / 3**	2.5 / 3*	2.5 / 3*	2.5 / 3*
Ordering data	Version				
	Beige Wermid	102980	102990	103020	103000
		(NT connection coded blue) PE colored yellow-green)	(N connection coded blue) PE colored yellow-green)	(N connection coded blue) PE colored yellow-green)	(N connection coded blue)
End plate					
	Beige Wermid	Type Cat. No. WAP WDL 2.5 106780	Type Cat. No. WAP WDL 2.5 106780	Type Cat. No. WAP WDL 2.5 106780	Type Cat. No. WAP WDL 2.5 106780
Small partition					
		TSch 1 31916	TSch 1 31916	TSch 1 31916	TSch 1 31916
Jumpers					
		Q 2 107150	Q 2 107150	Q 2 107150	Q 2 107150
		Q 3 107160	Q 3 107160	Q 3 107160	Q 3 107160
		Q 4 107170	Q 4 107170	Q 4 107170	Q 4 107170
		Q 10 107180	Q 10 107180	Q 10 107180	Q 10 107180
		Q 20 107420	Q 20 107420	Q 20 107420	Q 20 107420
		Q 2 107150	Q 2 107150	Q 2 107150	Q 2 107150
		Q 3 107160	Q 3 107160	Q 3 107160	Q 3 107160
		Q 4 107170	Q 4 107170	Q 4 107170	Q 4 107170
		Q 10 107180	Q 10 107180	Q 10 107180	Q 10 107180
		Q 20 107420	Q 20 107420	Q 20 107420	Q 20 107420
Jumpers (NT/N)					
		WQV 4/2 105196	WQV 4/2 105196	WQV 4/2 105196	WQV 4/2 105196
		WQV 4/3 105456	WQV 4/3 105456	WQV 4/3 105456	WQV 4/3 105456
		WQV 4/4 105466	WQV 4/4 105466	WQV 4/4 105466	WQV 4/4 105466
		WQV 4/10 105206	WQV 4/10 105206	WQV 4/10 105206	WQV 4/10 105206
		WQV 4/2 105196	WQV 4/2 105196	WQV 4/2 105196	WQV 4/2 105196
		WQV 4/3 105456	WQV 4/3 105456	WQV 4/3 105456	WQV 4/3 105456
		WQV 4/4 105466	WQV 4/4 105466	WQV 4/4 105466	WQV 4/4 105466
		WQV 4/10 105206	WQV 4/10 105206	WQV 4/10 105206	WQV 4/10 105206
Notching tool for WQV 1 Jumpers					
		WAW 1 900450	WAW 1 900450	WAW 1 900450	WAW 1 900450
Marking tags					
		FW 6 468660001	FW 6 468660001	FW 6 468660001	FW 6 468660001
		FS 6 468760001	FS 6 468760001	FS 6 468760001	FS 6 468760001

Final number indicates the number of poles. See Accessories Section (5) for additional pole numbers and information.

Jumpers (NT/N)
Final number indicates the number of poles. See Accessories Section (5) for additional pole numbers and information.

Notching tool for WQV 1 Jumpers



Marking tags
Note: Part numbers are shown for a single card of pre-printed tags numbered 1-50. For additional information, see section 5.

Print
Consecutive horizontal FW 6 **468660001** FW 6 **468660001** FW 6 **468660001** FW 6 **468660001**
Consecutive vertical FS 6 **468760001** FS 6 **468760001** FS 6 **468760001** FS 6 **468760001**

See Section 5 for mounting rails, end brackets, additional marking material and accessories

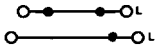

*Pending

** For N Connection only (circuit breaker side)

WDL 2.5/L/L

WDL 2.5/N

WDL 2.5/L



6 / 90 / 48.7 (.24"/3.54"/1.92") 6 / 90 / 48.7 (.24"/3.54"/1.92") 6 / 90 / 48.7 (.24"/3.54"/1.92")

8 (.31") 8 (.31") 8 (.31")
 300V / 15A / #22...12 AWG* 300V / 15A / #22...12 AWG* 300V / 15A / #22...12 AWG*
 300V / 10A / #26...12 AWG 300V / 10A / #26...12 AWG 300V / 10A / #26...12 AWG
 400V / 24A / 2.5/4*mm² 400V / 24A / 2.5/4*mm² 400V / 24A / 2.5/4*mm²

0.8 (7.0) 0.8 (7.0) 0.8 (7.0)
 2.5 / 3" 2.5 / 3" 2.5 / 3"
103030 **103010** **103040**
 (N connection coded blue)

Type	Cat. No.	Type	Cat. No.	Type	Cat. No.
WAP WDL 2.5	106780	WAP WDL 2.5	106780	WAP WDL 2.5	106780

TSch 1	31916	TSch 1	31916	TSch 1	31916

Q 2	107150	Q 2	107150	Q 2	107150
Q 3	107160	Q 3	107160	Q 3	107160
Q 4	107170	Q 4	107170	Q 4	107170
Q 10	107180	Q 10	107180	Q 10	107180
Q 20	107420	Q 20	107420	Q 20	107420
WQV 4/2	105196	WQV 4/2	105196	WQV 4/2	105196
WQV 4/3	105456	WQV 4/3	105456	WQV 4/3	105456
WQV 4/4	105466	WQV 4/4	105466	WQV 4/4	105466
WQV 4/10	105206	WQV 4/10	105206	WQV 4/10	105206
WAW 1	900450	WAW 1	900450	WAW 1	900450

FW 6	468660001	FW 6	468660001	FW 6	468660001
FS 6	468760001	FS 6	468760001	FS 6	468760001

*Pending