



MULTIPLE CONFIGURATION PCB HEADERS & RECEPTACLES



Active

PRODUCT DRAWING
English

3D PDF

TE CONNECTIVITY (TE) 10 MODII HDR SRST SHRD .100CL

AMPMODU | AMPMODU Headers

102202-7
TE Internal Number: 102202-7

Always EU RoHS/ELV Compliant
Applies To **Printed Circuit Board**

Connector Style **Plug**
Centerline **2.54 mm [.1 in]**

Number of Positions **10**

Header Type **Shrouded**

Product Drawings

[ASSEMBLY, MOD II, HEADER, SINGLE ROW, 2.54 \[.100\] C/L, VERTICAL, WITH 0.64 \[.025\] SQUARE POSTS](#)
PDF
English

CAD Files

[Customer View Model](#)
3D_IGS.ZIP
English

[Customer View Model](#)
3D_STP.ZIP
English

[Customer View Model](#)
2D_DXF.ZIP
English

[3D PDF](#)
PDF
English

Please review product documents or [contact us](#) for the latest agency approval information. Please Note: Use the Product Drawing for all design activity.

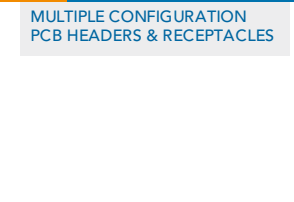
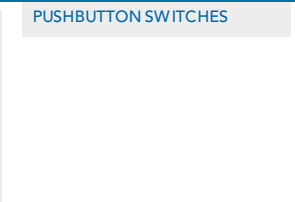


Product Type Features

Applies To	Printed Circuit Board
Connector Style	Plug
PCB Mounting Orientation	Vertical
Connector Type	Header
Row-to-Row Spacing	2.54 mm [.1 in]
Stabilizers	Without
Strain Relief	Without

	Strain Relief	Without
	Board Standoff	With
	Profile	Standard
	Product Type	Connector
	Gasket	Without
<hr/>		
Configuration Features	Number of Positions	10
	Number of Rows	1
	Keyed	No
	Selectively Loaded	No
<hr/>		
Electrical Characteristics	Dielectric Withstanding Voltage	750 Vrms
<hr/>		
Body Features	Header Type	Shrouded
	Post Size	.64 mm [.025 in]
<hr/>		
Contact Features	Contact Protection	With
	Contact Shape	Square
	Contact Type	Pin
	Contact Base Material	Brass
	Contact Mating Area Plating Thickness (µin)	15
	Solder Tail Contact Plating Material Finish	Matte
	Solder Tail Contact Plating Material	Tin-Lead over Nickel
	Contact Mating Area Plating Material	Gold
	Contact Protection Type	Shrouded
Contact Current Rating (A)	3	
<hr/>		
Termination Features	Termination Post Length	3.3 mm [.13 in]
	Termination End Plating Thickness (µin)	100 – 200
	Termination End Plating Material	Matte Tin-Lead Over Nickel
	Termination Method to PC Board	Through Hole
<hr/>		
Mechanical Attachment	PCB Mounting Style	Through Hole
	PCB Mount Retention	Without
	Panel Mount Retention	Without
	Mating Alignment	With
	Mating Connector Lock	Without

	Mating Alignment Type	Polarization
Housing Features	Centerline	2.54 mm [.1 in]
	Housing Color	Black
	Housing Material	Thermoplastic
	Housing Style	4-Sided
Dimensions	Shrouded End Dimension	1.778 mm [.07 in]
	PCB Thickness (Recommended)	1.397 mm [.055 in]
	Mating Post Length	6.1 mm [.24 in]
Usage Conditions	Operating Temperature Range (°C)	-65 – 105
	High Temperature Housing	No
Operation/Application	High Speed Serial Data Connector	No
Industry Standards	UL Flammability Rating	UL 94V-0
	Approved Standards	CSA LR7189, UL E28476
Packaging Features	Packaging Quantity	18
	Packaging Method	Tube
Product Compliance	Statement of Compliance PDF VIEW ALL PRODUCT COMPLIANCE	


CUSTOMERS ALSO BOUGHT

MULTIPLE CONFIGURATION PCB HEADERS & RECEPTACLES	PUSHBUTTON SWITCHES	MULTIPLE CONFIGURATION PCB HEADERS & RECEPTACLES	MULTIPLE CONFIGURATION PCB HEADERS & RECEPTACLES
 <p>16 MODII HDR DRST SHRD .100CL 102618-6</p> <p>Save to List Find Similar Products</p>	 <p>MSPF101BC6=MSPF-101BC BLUE MSPF101BC6</p> <p>Save to List Find Similar Products</p>	 <p>10 MODII HDR SRST SHRD LF 5-102202-7</p> <p>Save to List Find Similar Products</p>	 <p>12 MODII HDR SRST SHRD .100CL 102202-9</p> <p>Save to List Find Similar Products</p>

Products - 1 Results

[View All](#)

Compare 0/10 

Relation Type 

RELATIONSHIP

Mating Products

Used to identify Mating Parts

[See All Mating Products](#)

PRODUCT - MATING PRODUCTS



Connectors - FFC Connectors
FFC | FFC

010 HOUSING FFC RCPT 100CL SR - 487769-8

TE INTERNAL NUMBER: 487769-8

 Active

Always EU RoHS/ELV Compliant 

Connector Type **Housing**

Connector Style **Receptacle**

Centerline **2.54 mm**

Number of Positions **10**

Number of Rows **1**