

102398-7 ✓ ACTIVE

## AMPMODU


TE Internal #: 102398-7

Connector Assembly, Receptacle, Wire-to-Board, 18 Position, 2.54 mm [.1 in] Centerline, Insulation Displacement (IDC), 2 Row, Black, Wire & Cable

[View on TE.com >](#)



Connectors > PCB Connectors > Wire-to-Board Connectors > Wire-to-Board Connector Assemblies & Housings



Connector Product Type: **Connector Assembly**

Connector & Housing Type: **Receptacle**

Connector System: **Wire-to-Board**

Number of Positions: **18**

Centerline (Pitch): **2.54 mm [.1 in]**

### Features

#### Product Type Features

Applied Pressure	Standard
Connector Product Type	Connector Assembly
Connector & Housing Type	Receptacle
Connector System	Wire-to-Board
Sealable	No
Connector & Contact Terminates To	Wire & Cable

#### Configuration Features

Number of Positions	18
Number of Rows	2

#### Electrical Characteristics

Termination Resistance	12 mΩ
Insulation Resistance	5000 MΩ
Dielectric Withstanding Voltage (Max)	750 V

#### Contact Features

Contact Type	Socket
PCB Contact Termination Area Plating Material	Tin-Lead
Contact Base Material	Copper Alloy
Contact Current Rating (Max)	3 A



### Termination Features

Termination Method to Wire & Cable	Insulation Displacement (IDC)
------------------------------------	-------------------------------

### Mechanical Attachment

Mating Retention	Without
Connector Mounting Type	Cable Mount (Free-Hanging)

### Housing Features

Housing Entry Configuration	Both Ends Closed
Housing Material	Thermoplastic
Centerline (Pitch)	2.54 mm [.1 in]
Housing Color	Black

### Dimensions

Connector Length	22.86 mm [.9 in]
Connector Height	6.1 mm [.24 in]
Accepts Wire Insulation Diameter Range	1.27 mm [.05 in]
Wire Size	.12 – .326 mm <sup>2</sup>
Row-to-Row Spacing	2.54 mm [.1 in]

### Usage Conditions

Operating Temperature Range	-65 – 105 °C [-85 – 221 °F]
-----------------------------	-----------------------------

### Operation/Application

Circuit Application	Signal
---------------------	--------

### Industry Standards

Glow Wire Rating	Standard Part - Not Glow Wire
Approved Standards	CSA LR7189, UL E28476
UL Flammability Rating	UL 94V-0

### Packaging Features

Packaging Quantity	130
Packaging Method	Tray

### Product Compliance

For compliance documentation, visit the product page on [TE.com](#)>

EU RoHS Directive 2011/65/EU	Not Compliant
EU ELV Directive 2000/53/EC	Not Compliant



China RoHS 2 Directive MIIT Order No 32, 2016	Restricted Materials Above Threshold
EU REACH Regulation (EC) No. 1907/2006	Current ECHA Candidate List: JAN 2022 (223) Candidate List Declared Against: JAN 2022 (223) SVHC > Threshold: Pb (13% in Component Part) <b>Article Safe Usage Statements:</b> Do not eat, drink or smoke when using this product. Wash thoroughly after handling. Recycle if possible and dispose of the article by following all applicable governmental regulations relevant to your geographic location.
Halogen Content	Not Low Halogen - contains Br or Cl > 900 ppm.
Solder Process Capability	Not applicable for solder process capability


Product Compliance Disclaimer

This information is provided based on reasonable inquiry of our suppliers and represents our current actual knowledge based on the information they provided. This information is subject to change. The part numbers that TE has identified as EU RoHS compliant have a maximum concentration of 0.1% by weight in homogenous materials for lead, hexavalent chromium, mercury, PBB, PBDE, DBP, BBP, DEHP, DIBP, and 0.01% for cadmium, or qualify for an exemption to these limits as defined in the Annexes of Directive 2011/65/EU (RoHS2). Finished electrical and electronic equipment products will be CE marked as required by Directive 2011/65/EU. Components may not be CE marked. Additionally, the part numbers that TE has identified as EU ELV compliant have a maximum concentration of 0.1% by weight in homogenous materials for lead, hexavalent chromium, and mercury, and 0.01% for cadmium, or qualify for an exemption to these limits as defined in the Annexes of Directive 2000/53/EC (ELV). Regarding the REACH Regulation, the information TE provides on SVHC in articles for this part number is based on the latest European Chemicals Agency (ECHA) 'Guidance on requirements for substances in articles' posted at this URL: <https://echa.europa.eu/guidance-documents/guidance-on-reach>

### Compatible Parts

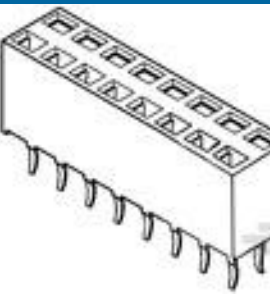


TE Part # 58074-1  
MTA 50/100/156 MANUAL TOOL FRAME



TE Part # 58062-1  
HEAD IDC MODU MT W/O TL

### Customers Also Bought



TE Part #1-215307-2  
2X12P HV100 REC CON. TE, 7.0MM



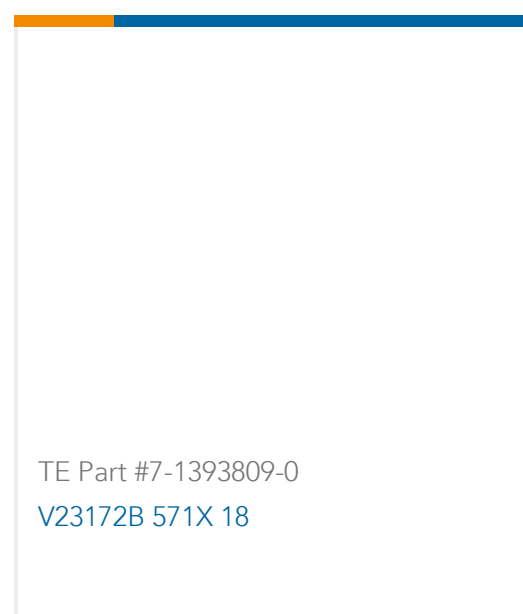

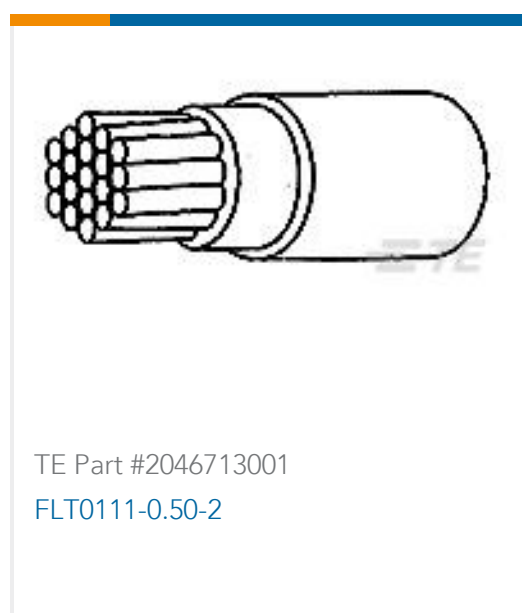
TE Part #172330-1  
MINI UNIVERSAL MATE-N-LOK CAP HOUSING 4P



TE Part #2008571-2  
2 POS MICRO MNL, TOP LATCH, BL



TE Part #163302-6  
MATENLOK SIDE WAY



## Documents

### Product Drawings

[18 AMPMODU MT ASSY DR .100CL](#)

English

### CAD Files

[3D PDF](#)

3D

Customer View Model

[ENG\\_CVM\\_CVM\\_102398-7\\_U.2d\\_dxf.zip](#)

English

Customer View Model

[ENG\\_CVM\\_CVM\\_102398-7\\_U.3d\\_igs.zip](#)

English

Customer View Model

[ENG\\_CVM\\_CVM\\_102398-7\\_U.3d\\_stp.zip](#)

English

By downloading the CAD file I accept and agree to the [Terms and Conditions](#) of use.

### Product Specifications

[Application Specification](#)

English

### Instruction Sheets

[Instruction Sheet \(U.S.\)](#)

English

[Pneumatic Pistol Grip Tool](#)

English

102398-7

Connector Assembly, Receptacle, Wire-to-Board, 18 Position, 2.54 mm [.1 in]  
Centerline, Insulation Displacement (IDC), 2 Row, Black, Wire & Cable

