

104655-1 ✓ ACTIVE

AMPMODU | AMPMODU 50/50 Grid

TE Internal #: 104655-1

PCB Mount Header, Vertical, Board-to-Board, 10 Position, .05 in [1.27 mm] Centerline, Fully Shrouded, Gold, Surface Mount, Black, AMPMODU 50/50 Grid

[View on TE.com >](#)



Connectors > PCB Connectors > PCB Headers & Receptacles



PCB Connector Assembly Type: **PCB Mount Header**

PCB Mount Orientation: **Vertical**

Connector System: **Board-to-Board**

Number of Positions: **10**

Number of Rows: **2**

Features

Product Type Features

| | |
|-----------------------------------|-----------------------|
| PCB Connector Assembly Type | PCB Mount Header |
| Connector System | Board-to-Board |
| Header Type | Fully Shrouded |
| Connector & Contact Terminates To | Printed Circuit Board |

Configuration Features

| | |
|----------------------------------|--------------|
| Connector Contact Load Condition | Fully Loaded |
| PCB Mount Orientation | Vertical |
| Number of Positions | 10 |
| Number of Rows | 2 |
| Board-to-Board Configuration | Parallel |

Electrical Characteristics

| | |
|---------------------------------------|---------|
| Dielectric Withstanding Voltage (Max) | 300 VAC |
| Operating Voltage | 30 VAC |

Body Features

| | |
|--|----------------------|
| PCB Retention Feature Material | Copper Alloy |
| PCB Retention Feature Plating Material | Tin-Lead over Nickel |
| Connector Profile | Standard |
| Primary Product Color | Black |



Contact Features

| | |
|---|-----------------|
| | 150 µin |
| Mating Pin Diameter | .46 mm[.018 in] |
| Contact Shape & Form | Round |
| Contact Underplating Material | Nickel |
| PCB Contact Termination Area Plating Material | Tin-Lead |
| Contact Base Material | Phosphor Bronze |
| Contact Mating Area Plating Material | Gold |
| Contact Type | Pin |
| Contact Current Rating (Max) | .5 A |

Termination Features

| | |
|---|-----------------|
| Round Termination Post & Tail Diameter | .46 mm[.018 in] |
| Termination Method to Printed Circuit Board | Surface Mount |

Mechanical Attachment

| | |
|--------------------------|----------------|
| PCB Mount Retention Type | Hold-Down Post |
| Mating Alignment | With |
| Mating Alignment Type | Keyed |
| PCB Mount Retention | With |

Housing Features

| | |
|--------------------|-----------------|
| Centerline (Pitch) | 1.27 mm[.05 in] |
| Housing Material | Thermoplastic |

Dimensions

| | |
|--------------------|-----------------|
| Row-to-Row Spacing | 1.27 mm[.05 in] |
| Stack Height | 6.35 mm[.25 in] |

Usage Conditions

| | |
|-----------------------------|--------------|
| Operating Temperature Range | -65 – 105 °C |
|-----------------------------|--------------|

Industry Standards

| | |
|------------------------|-----------------------|
| Approved Standards | CSA LR7189, UL E28476 |
| UL Flammability Rating | UL 94V-0 |

Packaging Features

| | |
|--------------------|-----------|
| Packaging Quantity | 56 |
| Packaging Type | Box, Tube |



Product Compliance

[For compliance documentation, visit the product page on TE.com>](#)

| | |
|---|---|
| EU RoHS Directive 2011/65/EU | Not Compliant |
| EU ELV Directive 2000/53/EC | Not Compliant |
| China RoHS 2 Directive MIIT Order No 32, 2016 | Restricted Materials Above Threshold |
| EU REACH Regulation (EC) No. 1907/2006 | Current ECHA Candidate List: JAN 2022 (223) Candidate List Declared Against: JAN 2022 (223) SVHC > Threshold: Pb (13% in Component Part) Article Safe Usage Statements: Do not eat, drink or smoke when using this product. Wash thoroughly after handling. Recycle if possible and dispose of the article by following all applicable governmental regulations relevant to your geographic location. |
| Halogen Content | Low Halogen - Br, Cl, F, I < 900 ppm per homogenous material. Also BFR/CFR/PVC Free |
| Solder Process Capability | Reflow solder capable to 260°C |

Product Compliance Disclaimer

This information is provided based on reasonable inquiry of our suppliers and represents our current actual knowledge based on the information they provided. This information is subject to change. The part numbers that TE has identified as EU RoHS compliant have a maximum concentration of 0.1% by weight in homogenous materials for lead, hexavalent chromium, mercury, PBB, PBDE, DBP, BBP, DEHP, DIBP, and 0.01% for cadmium, or qualify for an exemption to these limits as defined in the Annexes of Directive 2011/65/EU (RoHS2). Finished electrical and electronic equipment products will be CE marked as required by Directive 2011/65/EU. Components may not be CE marked. Additionally, the part numbers that TE has identified as EU ELV compliant have a maximum concentration of 0.1% by weight in homogenous materials for lead, hexavalent chromium, and mercury, and 0.01% for cadmium, or qualify for an exemption to these limits as defined in the Annexes of Directive 2000/53/EC (ELV). Regarding the REACH Regulation, the information TE provides on SVHC in articles for this part number is based on the latest European Chemicals Agency (ECHA) 'Guidance on requirements for substances in articles' posted at this URL: <https://echa.europa.eu/guidance-documents/guidance-on-reach>


Compatible Parts



Also in the Series | [AMPMODU 50/50 Grid](#)



Insertion & Extraction Tools(1)



PCB Connector Covers(9)



PCB Headers & Receptacles(302)



Ribbon Cable Connectors(34)

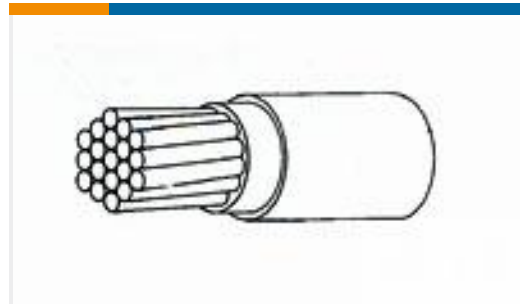
Customers Also Bought



TE Part #749809-9
KIT,PLUG,25P,HDE



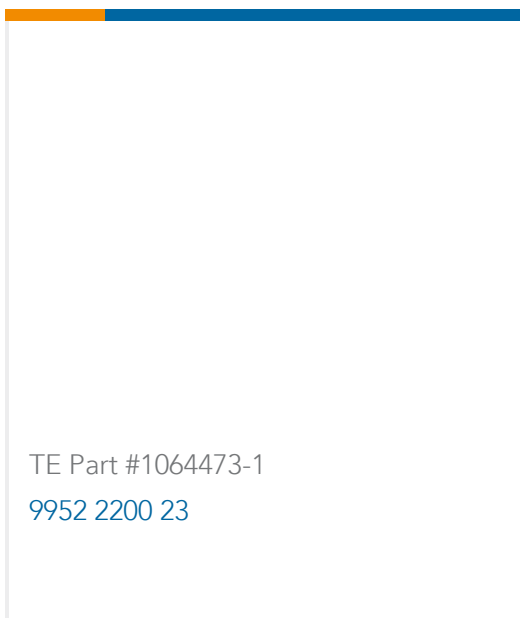
TE Part #YDTS20W23-55SNV001
RECP ASSY



TE Part #700873-000
22759/34-20-5



TE Part #434179-000
22759/34-24-5



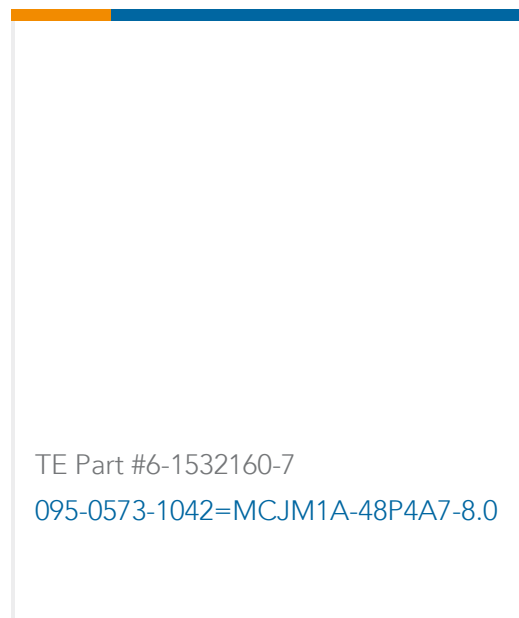
TE Part #1064473-1
9952 2200 23



TE Part #916629-000
DK-621-0412-45SCS2682



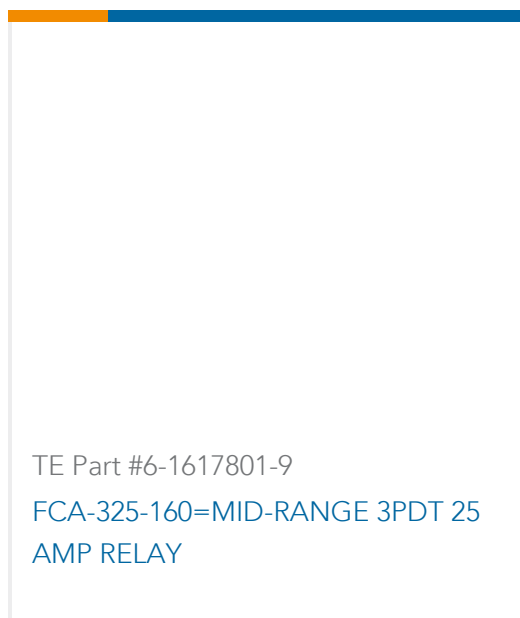
TE Part #392221-000
DK-621-0412-USCS2682



TE Part #6-1532160-7
095-0573-1042=MCJM1A-48P4A7-8.0



TE Part #EG3473-000
B-500-0031-C



TE Part #6-1617801-9
FCA-325-160=MID-RANGE 3PDT 25
AMP RELAY

Documents

Product Drawings

[10 50/50 HDR DRST SFMNT .250](#)

English

CAD Files

[3D PDF](#)

English

Customer View Model

[ENG_CVM_104655-1_L.2d_dxf.zip](#)



English

Customer View Model

[ENG_CVM_104655-1_L.3d_igs.zip](#)

English

Customer View Model

[ENG_CVM_104655-1_L.3d_stp.zip](#)

English

By downloading the CAD file I accept and agree to the [Terms and Conditions](#) of use.

Product Specifications

[Application Specification](#)

English

Agency Approvals

[UL Report](#)

English