

1

2

3

4

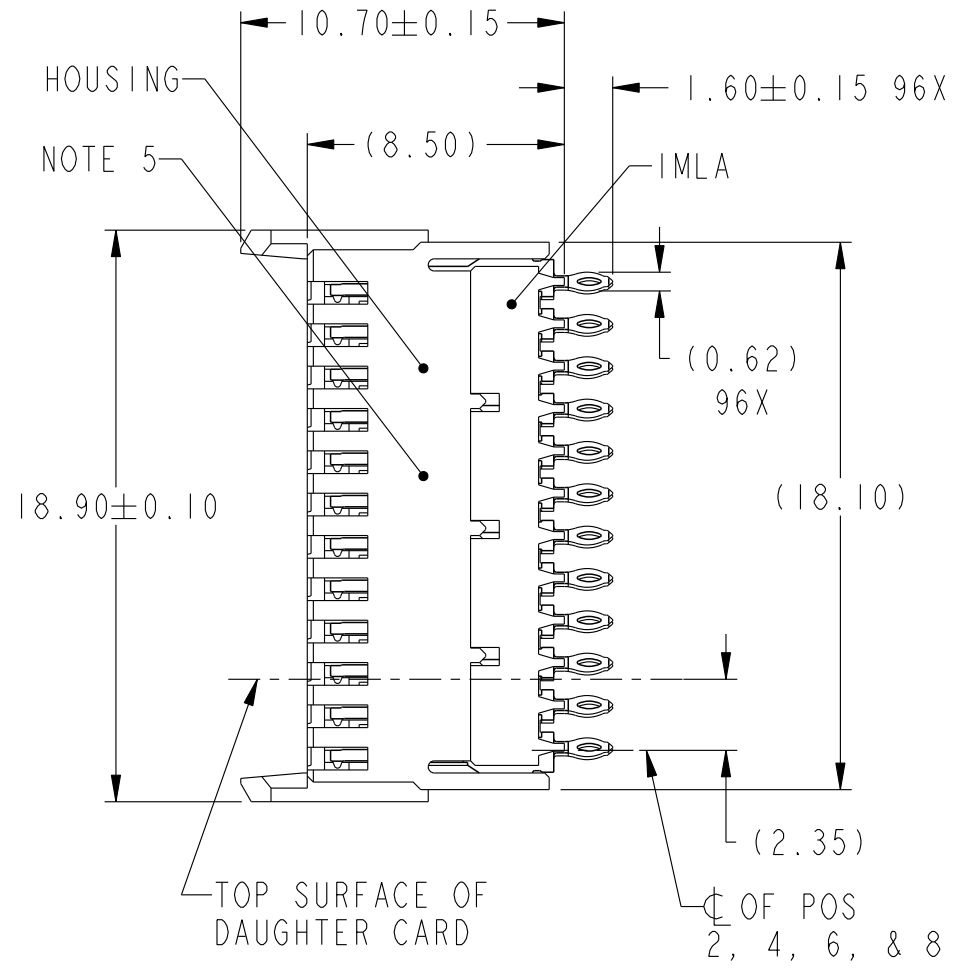

PRODUCT NUMBER
SEE TABLE, SHT 4

A

B

C

D



A

B

C

D



Copyright FCI.

rev	ecn no	dr	date
A	S07-0103	LS	2007-04-05
-	-	-	-
-	-	-	-
-	-	-	-
-	-	-	-
-	-	-	-

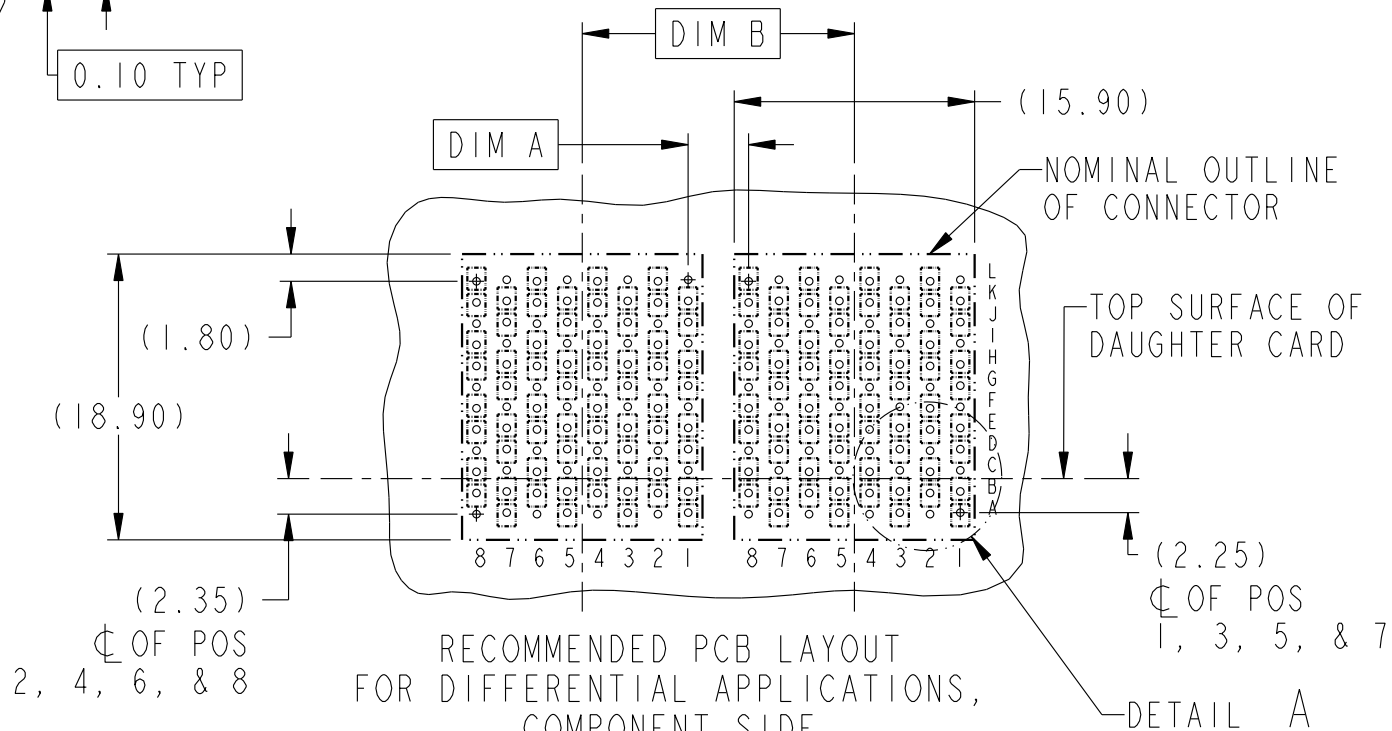
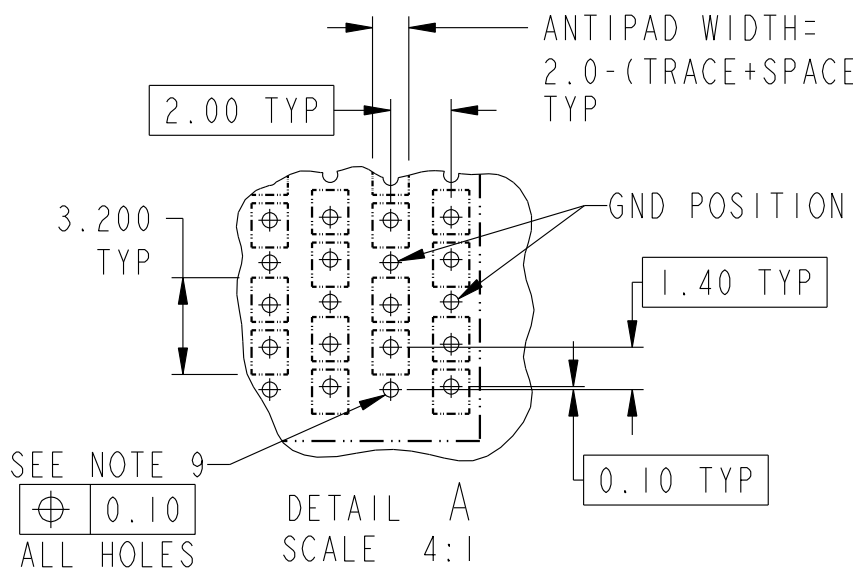
www.fciconnect.com		surface - ASME Y14.5	tolerance std - ASME Y14.5	projection	MM
		TOLERANCES UNLESS OTHERWISE SPECIFIED			
Dr	T. HOUTZ	2005-06-30	ANGULAR	size A4	Scale 4:1
Eng	C. SHELLY	2005-06-30	LINEAR	ECN	***
Chr	C. H TAN	2007-04-05	0° ±°	Product family AirMax VS	Spec ref
Appr	JOEY NG	2007-04-05		dwg no 10052842	Rev. A
FCI		AirMax VS VERT RECPT ASSY PRESS-FIT, 96 POSITION, 16mm		CUSTOMER	sheet 1 of 4

REV F - 2006-04-17

2



Copyright FCI.



RECOMMENDED PCB LAYOUT
FOR DIFFERENTIAL APPLICATIONS,
COMPONENT SIDE
(TWO ADJACENT FOOTPRINTS SHOWN)
NOTES 6 & 7

ADJACENT HEADER WIDTHS	DIM A	DIM B
16MM/16MM	2.00	16.00
16MM/18MM	3.00	17.00
18MM/18MM	4.00	18.00

	TITLE AirMax VS VERT RECPT ASSY PRESS-FIT, 96 POSITION, 16mm	dwg no 10052842	Rev. A
	catalog no -	CUSTOMER	sheet 2 of 4

REV F - 2006-04-17

1

2

3

4

PRODUCT NUMBER	PRESS-FIT TAIL PLATING TYPE
10052842-101	TIN/LEAD ALLOY OVER NICKEL
10052842-101LF	TIN OVER NICKEL (LEAD FREE)

NOTES:

1. CONNECTOR MATERIALS:
 HOUSING: HIGH TEMP THERMOPLASTIC, NATURAL, UL94V-0
 IMLA PLASTIC: HIGH TEMP THERMOPLASTIC, BLACK, UL94V-0
 CONTACT: COPPER ALLOY

2. CONTACT PLATING:
 SEPARABLE INTERFACE:
 PERFORMANCE-BASED PLATING, QUALIFIED TO MEET THE REQUIREMENTS OF FCI PRODUCT SPECIFICATION GS-12-239, INCLUDING TELCORDIA GR-1217-CORE (NOVEMBER 1995) CENTRAL OFFICE.
 PRESS-FIT TAILS: SEE TABLE

3. PRODUCT SPECIFICATION: GS-12-239

4. APPLICATION SPECIFICATION: GS-20-035

5. PRODUCT MARKING, (PART NUMBER & LOT CODE), ON THIS SURFACE

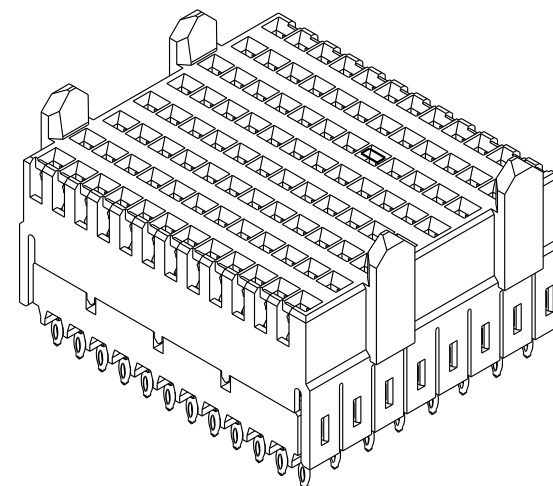
6. REFER TO CUSTOMER DRAWING 10035911 FOR INFORMATION REGARDING PCB LAYOUT OF POWER AND GUIDE MODULES RELATIVE TO SIGNAL MODULES

7. POSITION F OF ODD NUMBERED COLUMNS AND POSITION G OF EVEN NUMBERED COLUMNS CORRESPOND TO EARLY MATE HEADER PINS

8. THERE IS NO GROUND BUSSING WITHIN THE CONNECTOR SYSTEM

9. SEE CUSTOMER DRAWING 10045979 FOR INFORMATION ON PCB HOLE DIAMETER AND PLATING OPTIONS

10. THIS PRODUCT MEETS EUROPEAN UNION DIRECTIVES AND OTHER COUNTRY REGULATIONS AS DESCRIBED IN GS-22-008



11. THE HOUSING WILL WITHSTAND EXPOSURE TO 260°C PEAK TEMPERATURE FOR 40 SECONDS IN A CONVECTION, INFRA-RED OR VAPOR PHASE REFLOW OVEN

12. PACKAGING MEETS GS-14-920 LEAD FREE LABELING SPECIFICATION



Copyright FCI.

C

D

	title AirMax VS VERT RECPT ASSY PRESS-FIT, 96 POSITION, 16mm	dwg no 10052842	Rev. A
	catalog no -	CUSTOMER	sheet 4 of 4

2