

BACA-AMP-140 ✓ ACTIVE

AMPMODU | AMPMODU IV/V

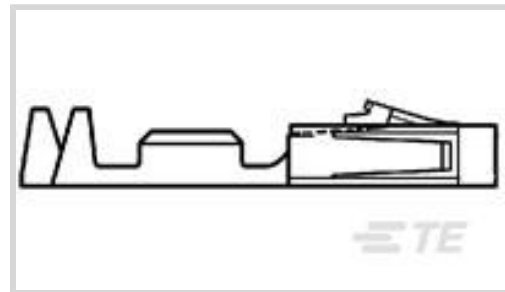
TE Internal #: 1-104481-1

Connector Contact, Socket, Wire-to-Board, 32 – 28 AWG Wire Size,
59.2 – 177.62 CMA Wire Size, .03 – .09 mm² Wire Size, Gold, Reel,
AMPMODU IV/V

[View on TE.com >](#)



Connectors > PCB Connectors > Wire-to-Board Connectors > Wire-to-Board Connector Contacts



Contact Type: **Socket**

Connector System: **Wire-to-Board**

Wire Size: **.03 – .09 mm²**

Features

Product Type Features

| | |
|-----------------------------------|---------------|
| Applied Pressure | Standard |
| Connector System | Wire-to-Board |
| Connector & Contact Terminates To | Wire & Cable |

Configuration Features

| | |
|-----------------------------------|---------------|
| Compatible With Wire & Cable Type | Discrete Wire |
|-----------------------------------|---------------|

Electrical Characteristics

| | |
|---------------------------------------|---------|
| Termination Resistance | 12 mΩ |
| Insulation Resistance | 5000 MΩ |
| Dielectric Withstanding Voltage (Max) | 750 V |
| Operating Voltage | 300 VAC |

Contact Features

| | |
|--|-----------------|
| Mating Square Post Dimension | .64 mm[.025 in] |
| | 30 μin |
| Wire Contact Termination Area Plating Material | Tin |
| Contact Base Material | Copper Alloy |
| Contact Type | Socket |
| Contact Mating Area Plating Material | Gold |
| Contact Current Rating (Max) | 3 A |

Termination Features

| | |
|------------------------------------|-------|
| Termination Method to Wire & Cable | Crimp |
|------------------------------------|-------|

Mechanical Attachment

| | |
|-------------------------|------|
| Wire Insulation Support | With |
|-------------------------|------|

Dimensions

| | |
|--|-------------------------------|
| Accepts Wire Insulation Diameter Range | .64 – 1.52 mm [.025 – .06 in] |
|--|-------------------------------|

| | |
|-----------|---------------------------|
| Wire Size | .03 – .09 mm ² |
|-----------|---------------------------|

Usage Conditions

| | |
|-----------------------------|-----------------------------|
| Operating Temperature Range | -65 – 105 °C [-85 – 221 °F] |
|-----------------------------|-----------------------------|

Operation/Application

| | |
|---------------------|----------------|
| Circuit Application | Power & Signal |
|---------------------|----------------|

Industry Standards

| | |
|--------------------|-----------------------|
| Approved Standards | CSA LR7189, UL E28476 |
|--------------------|-----------------------|

Packaging Features

| | |
|--------------------|-------|
| Packaging Quantity | 15000 |
|--------------------|-------|

| | |
|------------------|------|
| Packaging Method | Reel |
|------------------|------|

Product Compliance

[For compliance documentation, visit the product page on TE.com>](#)

| | |
|------------------------------|-----------|
| EU RoHS Directive 2011/65/EU | Compliant |
|------------------------------|-----------|

| | |
|-----------------------------|-----------|
| EU ELV Directive 2000/53/EC | Compliant |
|-----------------------------|-----------|

| | |
|---|---|
| China RoHS 2 Directive MIIT Order No 32, 2016 | No Restricted Materials Above Threshold |
|---|---|

| | |
|--|---|
| EU REACH Regulation (EC) No. 1907/2006 | Current ECHA Candidate List: JAN 2022 (223) Candidate List Declared Against: JAN 2022 (223) Does not contain REACH SVHC |
|--|---|

| | |
|-----------------|---|
| Halogen Content | Low Halogen - Br, Cl, F, I < 900 ppm per homogenous material. Also BFR/CFR/PVC Free |
|-----------------|---|

| | |
|---------------------------|--|
| Solder Process Capability | Not applicable for solder process capability |
|---------------------------|--|

Product Compliance Disclaimer

This information is provided based on reasonable inquiry of our suppliers and represents our current actual knowledge based on the information they provided. This information is subject to change. The part numbers that TE has identified as EU RoHS compliant have a maximum concentration of 0.1% by weight in homogenous materials for lead, hexavalent chromium, mercury, PBB, PBDE, DBP, BBP, DEHP, DIBP, and 0.01% for cadmium, or qualify for an exemption to these limits as defined in the Annexes of Directive 2011/65/EU (RoHS2). Finished electrical and electronic equipment products

will be CE marked as required by Directive 2011/65/EU. Components may not be CE marked. Additionally, the part numbers that TE has identified as EU ELV compliant have a maximum concentration of 0.1% by weight in homogenous materials for lead, hexavalent chromium, and mercury, and 0.01% for cadmium, or qualify for an exemption to these limits as defined in the Annexes of Directive 2000/53/EC (ELV). Regarding the REACH Regulation, the information TE provides on SVHC in articles for this part number is based on the latest European Chemicals Agency (ECHA) 'Guidance on requirements for substances in articles' posted at this URL: <https://echa.europa.eu/guidance-documents/guidance-on-reach>

Compatible Parts



TE Part # 91518-1
CCII AMPMODU SHORT POINT REC
32-22 ASSY



TE Part # 843477-1
TOOL, EXTRACTION RESET



TE Part # 1-104482-8
40 SHORT PT RCPT HSG DR .100CL



TE Part # 104483-4
26 SHORT PT RCPT HSG DR .100CL



TE Part # 104483-5
30 SHORT PT RCPT HSG DR .100CL



TE Part # 104257-9
10 MTE RCPT HSG SR LATCH .100



TE Part # 104257-6
07 MTE RCPT HSG SR LATCH .100



TE Part # 104257-7
08 MTE RCPT HSG SR LATCH .100



TE Part # 104257-2
03 MTE RCPT HSG SR LATCH .100



TE Part # 104257-5
06 MTE RCPT HSG SR LATCH .100



TE Part # 103648-7
08 MTE RCPT HSG SR RIB .100CL



TE Part # 104257-3
04 MTE RCPT HSG SR LATCH .100



TE Part # 104257-1
02 MTE RCPT HSG SR LATCH .100



TE Part # 104257-4
05 MTE RCPT HSG SR LATCH .100



TE Part # 104482-3
08 SHORT PT RCPT HSG DR .100CL



TE Part # 1-104257-1
12 MTE RCPT HSG SR LATCH .100



TE Part # 104257-8
09 MTE RCPT HSG SR LATCH .100



TE Part # 104482-4
10 SHORT PT RCPT HSG DR .100CL




TE Part # 1-103688-0
11 MTE RCPT HSG SR PLAIN .100




TE Part # 1-104257-4
15 MTE RCPT HSG SR LATCH .100


Also in the Series | AMPMODU IV/V




Automotive Housings(2)




Backplane Connector Housings(1)




Board-to-Board Connector Contacts(6)




Insertion & Extraction Tools(4)



PCB Connector Covers(18)



PCB Connector Keying(6)




PCB Connector Mounting(1)




PCB Connector Strain Relief(3)




PCB Headers & Receptacles(939)




PCB Latches, Locks & Retainers(9)




Rectangular Connector Housings(5)



Standard Rectangular Connectors(8)

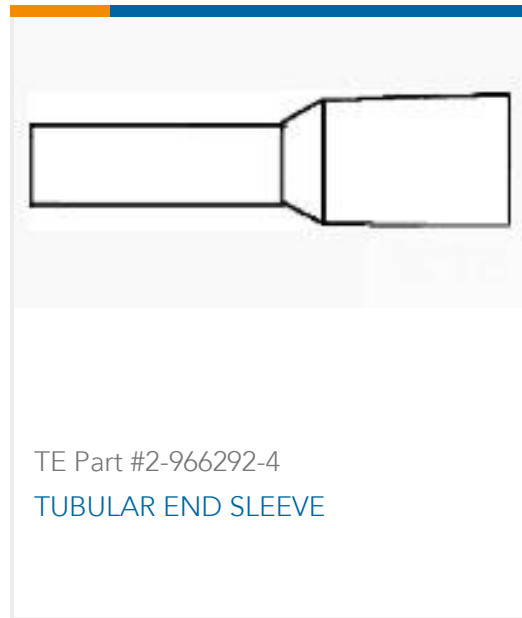
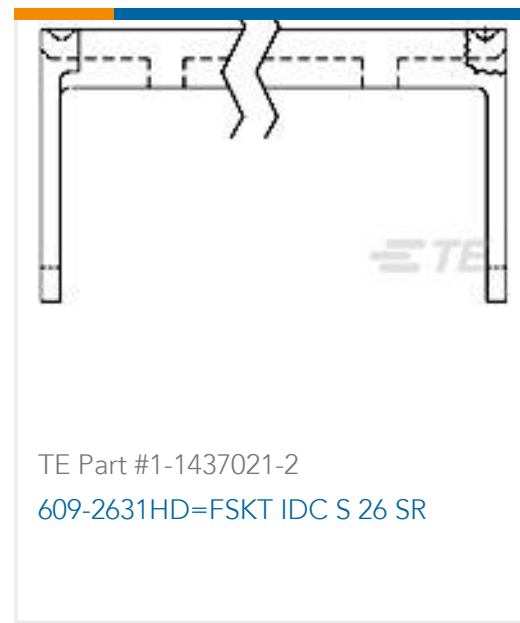



Wire-to-Board Connector Assemblies & Housings(473)



Wire-to-Board Connector Contacts (328)

Customers Also Bought



Documents

Product Drawings

[SHORT POINT CONT 30 DPLX STMPD LF](#)

English

CAD Files

Customer View Model

[ENG_CVM_1-104481-1_N.2d_dxf.zip](#)

English

3D PDF

English

Customer View Model

[ENG_CVM_1-104481-1_N.3d_igs.zip](#)

English

Customer View Model

[ENG_CVM_1-104481-1_N.3d_stp.zip](#)

English

By downloading the CAD file I accept and agree to the [Terms and Conditions](#) of use.

Datasheets & Catalog Pages

[AMPMODU_INTERCONNECTION_SYSTEM_SECTION5_CONT](#)

English

[AMPMODU MTE INTERCONNECT SYSTEM](#)

English

Product Specifications

[Application Specification](#)

English



Product Environmental Compliance

[MD_1-104481-1_03192018733_dmtec](#)

English

[MD_1-104481-1_03192018733_dmtec](#)

English