



Connectors > PCB Connectors > Wire-to-Board Connectors > Wire-to-Board Connector Assemblies & Housings >
Receptacle and Tab Housing: 3.81 mm pitch, 250V



Connector Product Type: **Housing**
Connector & Housing Type: **Receptacle**
Connector System: **Wire-to-Board**
Number of Positions: **4**
Centerline (Pitch): **3.81 mm [.15 in]**

[All Receptacle and Tab Housing: 3.81 mm pitch, 250V \(45\)](#)

Features

Product Type Features

Connector Product Type	Housing
Connector & Housing Type	Receptacle
Connector System	Wire-to-Board
Sealable	No
Connector & Contact Terminates To	Wire & Cable

Configuration Features

Number of Positions	4
Number of Rows	1

Termination Features

Termination Method to Wire & Cable	Crimp
------------------------------------	-------

Mechanical Attachment

--	--



Mating Retention	With
Connector Mounting Type	Cable Mount (Free-Hanging)

Housing Features

Centerline (Pitch)	3.81 mm[.15 in]
Housing Color	Black

Usage Conditions

Operating Temperature Range	-55 – 105 °C[-67 – 221 °F]
-----------------------------	----------------------------

Operation/Application

Circuit Application	Power & Signal
---------------------	----------------

Product Compliance

For compliance documentation, visit the product page on TE.com>

EU RoHS Directive 2011/65/EU	Compliant
EU ELV Directive 2000/53/EC	Compliant
China RoHS 2 Directive MIIT Order No 32, 2016	No Restricted Materials Above Threshold
EU REACH Regulation (EC) No. 1907/2006	Current ECHA Candidate List: JAN 2022 (223) Candidate List Declared Against: JAN 2022 (223) Does not contain REACH SVHC
Halogen Content	Not Low Halogen - contains Br or Cl > 900 ppm.
Solder Process Capability	Not applicable for solder process capability

Product Compliance Disclaimer

This information is provided based on reasonable inquiry of our suppliers and represents our current actual knowledge based on the information they provided. This information is subject to change. The part numbers that TE has identified as EU RoHS compliant have a maximum concentration of 0.1% by weight in homogenous materials for lead, hexavalent chromium, mercury, PBB, PBDE, DBP, BBP, DEHP, DIBP, and 0.01% for cadmium, or qualify for an exemption to these limits as defined in the Annexes of Directive 2011/65/EU (RoHS2). Finished electrical and electronic equipment products will be CE marked as required by Directive 2011/65/EU. Components may not be CE marked. Additionally, the part numbers that TE has identified as EU ELV compliant have a maximum concentration of 0.1% by weight in homogenous materials for lead, hexavalent chromium, and mercury, and 0.01% for cadmium, or qualify for an exemption to these limits as defined in the Annexes of Directive 2000/53/EC (ELV). Regarding the REACH Regulation, the information TE provides on SVHC in articles for this part number is based on the latest European Chemicals Agency (ECHA) ‘Guidance on requirements for substances in articles’ posted at this URL: <https://echa.europa.eu/guidance-documents/guidance-on-reach>

Compatible Parts






TE Part # CAT-D9934-A75
Contact: Component To Wire; 15A, 28-14 wire size




TE Part # CAT-D9934-A75E
Header Assembly: Wire-to-Board, 15A, gold or tin plated


Also in the Series | Dynamic 3000 Series



Connector Contacts(3)



Insertion & Extraction Tools(1)



PCB Connector Keying(1)




PCB Connector Mounting(8)




PCB Headers & Receptacles(283)




PCB Terminal Blocks(25)



Standard Rectangular Connectors(2)



Wire-to-Board Connector Assemblies & Housings(152)



Wire-to-Board Connector Contacts(91)

Customers Also Bought



TE Part #1-178802-3
Receptacle and Tab Housing: 3.81 mm pitch, 250V



TE Part #1-1827864-3
Receptacle and Tab Housing: 2.5 mm pitch, 250V



TE Part #1-178128-4
Receptacle and Tab Housing: 5.08 mm pitch, 250-600V



Documents

Product Drawings

DYNAMIC 3100 REC HSG 4P

English

CAD Files

3D PDF

3D

Customer View Model

ENG_CVM_CVM_1-178288-4_S.2d_dxf.zip

English

Customer View Model

ENG_CVM_CVM_1-178288-4_S.3d_igs.zip

English

Customer View Model

ENG_CVM_CVM_1-178288-4_S.3d_stp.zip

English

By downloading the CAD file I accept and agree to the [Terms and Conditions](#) of use.

Datasheets & Catalog Pages

1-1773732-4_DYNAMIC_SERIES_CATALOG_ENGLISH

Japanese

1-1773732-4_DYNAMIC_SERIES_CATALOG_ENGLISH

English

Product Specifications

Product Specification

English

Product Environmental Compliance

MD_1-178288-4_102620171143_dmtec

English

MD_1-178288-4_102620171143_dmtec

English

Agency Approvals

TUV Certificate

English