

1-2132230-4 ✓ ACTIVE

Economy Power 2.5

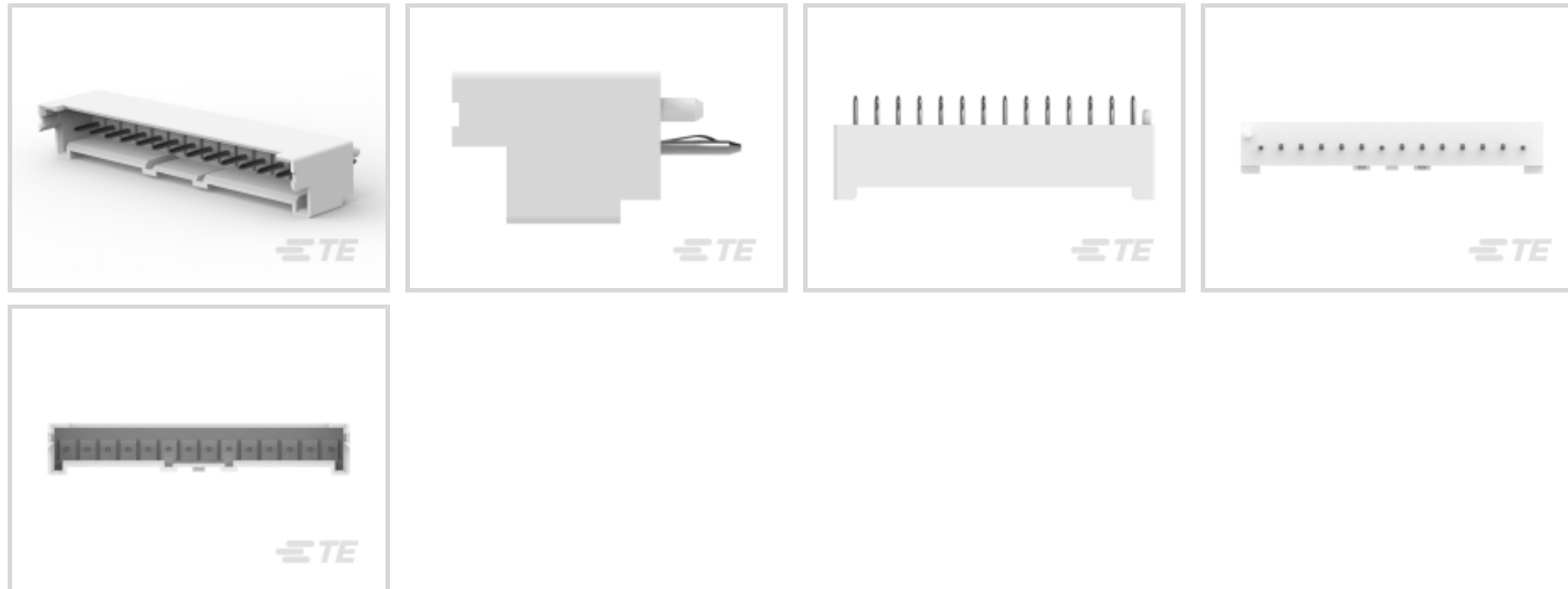
TE Internal #: 1-2132230-4

Rectangular Power Connectors, Header, Plug, Wire-to-Wire / Wire-to-Board, 14 Position, .098 in [2.5 mm] Centerline, Economy Power 2.5

[View on TE.com >](#)



Connectors > Power Connectors > Rectangular Power > Rectangular Power Connectors



Rectangular Power Connector Type: **Header**

Connector & Housing Type: **Plug**

Connector System: **Wire-to-Board, Wire-to-Wire**

Number of Positions: **14**

Centerline (Pitch): **2.5 mm [.098 in]**

Features

Product Type Features

Header Type	Fully Shrouded
Rectangular Power Connector Type	Header
Connector & Housing Type	Plug
Connector System	Wire-to-Board, Wire-to-Wire
Sealable	No
Connector & Contact Terminates To	Printed Circuit Board

Configuration Features

Number of Columns	14
Number of Loaded Positions	14
Number of Positions	14
PCB Mount Orientation	Vertical
Number of Power Positions	14
Number of Rows	1

Electrical Characteristics



Operating Voltage	250 VAC
-------------------	---------

Contact Features

Contact Layout	In-line
----------------	---------

Contact Underplating Material	Nickel
-------------------------------	--------

Contact Base Material	Brass
-----------------------	-------

Contact Current Rating (Max)	4.2 A
------------------------------	-------

Contact Retention Within Housing	Without
----------------------------------	---------

Contact Type	Pin
--------------	-----

PCB Contact Termination Area Plating Material	Tin
---	-----

Contact Mating Area Plating Material	Tin
--------------------------------------	-----

Contact Mating Area Plating Material Thickness	2.032 μ m[80 μ in]
--	----------------------------

Termination Features

Termination Method to Printed Circuit Board	Through Hole - Solder
---	-----------------------

Mechanical Attachment

Mating Alignment Type	Polarization
-----------------------	--------------

Mating Alignment	With
------------------	------

Connector Mounting Type	Board Mount
-------------------------	-------------

Housing Features

Centerline (Pitch)	2.5 mm[.098 in]
--------------------	-----------------

Housing Color	Natural
---------------	---------

Housing Material	PBT
------------------	-----

Dimensions

Height	8.8 mm[.346 in]
--------	-----------------

Length	37.5 mm[1.47 in]
--------	------------------

Width	6.4 mm[.251 in]
-------	-----------------

Usage Conditions

Operating Temperature Range	-55 – 105 °C[-67 – 221 °F]
-----------------------------	----------------------------

Shielded	No
----------	----

Operation/Application

Circuit Application	Power
---------------------	-------

Industry Standards

UL Flammability Rating	UL 94V-0
------------------------	----------



Glow Wire Rating	Standard Part - Not Glow Wire
UL Rating	Recognized
Agency/Standard	UL

Packaging Features

Packaging Method	Bag
Packaging Quantity	300

Product Compliance

[For compliance documentation, visit the product page on TE.com>](#)

EU RoHS Directive 2011/65/EU	Compliant
EU ELV Directive 2000/53/EC	Compliant
China RoHS 2 Directive MIIT Order No 32, 2016	No Restricted Materials Above Threshold
EU REACH Regulation (EC) No. 1907/2006	Current ECHA Candidate List: JAN 2022 (223) Candidate List Declared Against: JAN 2018 (181) SVHC > Threshold: Not Yet Reviewed
Halogen Content	Low Halogen - Br, Cl, F, I < 900 ppm per homogenous material. Also BFR/CFR/PVC Free
Solder Process Capability	Wave solder capable to 265°C


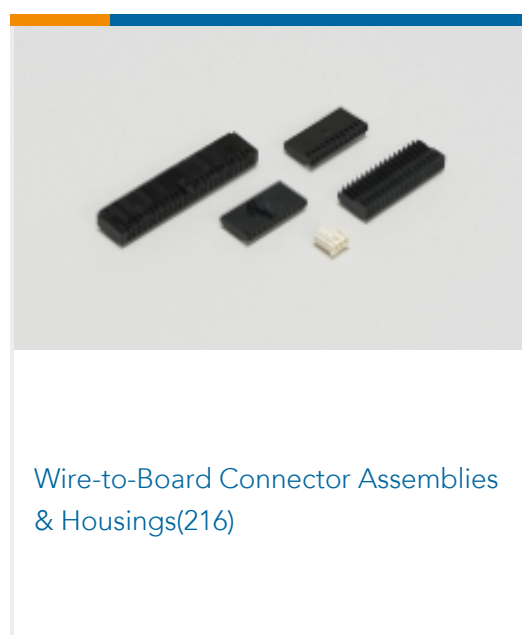
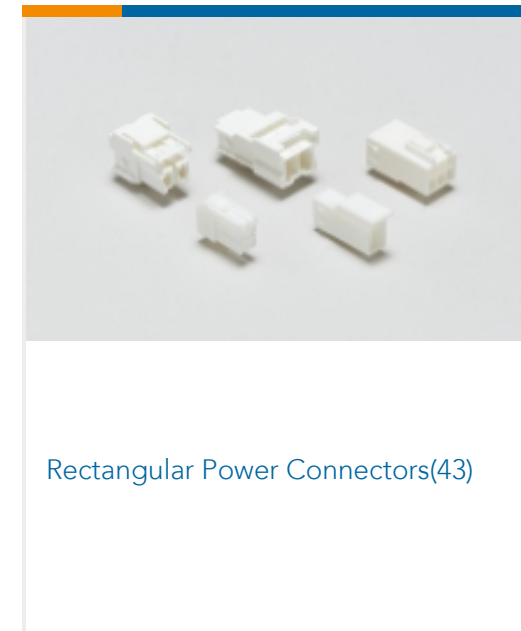

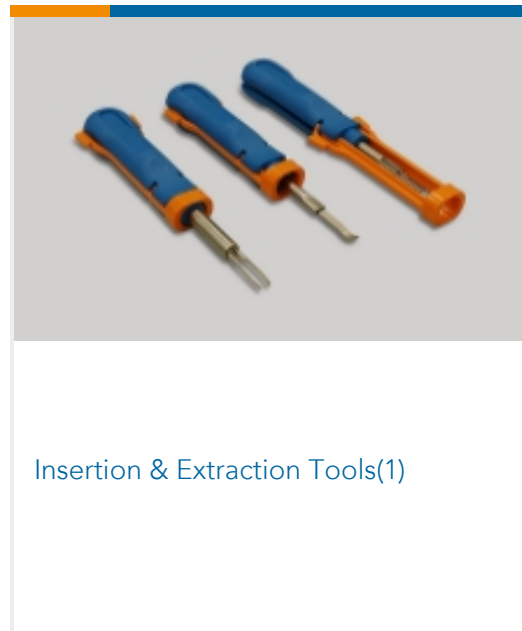
Product Compliance Disclaimer

This information is provided based on reasonable inquiry of our suppliers and represents our current actual knowledge based on the information they provided. This information is subject to change. The part numbers that TE has identified as EU RoHS compliant have a maximum concentration of 0.1% by weight in homogenous materials for lead, hexavalent chromium, mercury, PBB, PBDE, DBP, BBP, DEHP, DIBP, and 0.01% for cadmium, or qualify for an exemption to these limits as defined in the Annexes of Directive 2011/65/EU (RoHS2). Finished electrical and electronic equipment products will be CE marked as required by Directive 2011/65/EU. Components may not be CE marked. Additionally, the part numbers that TE has identified as EU ELV compliant have a maximum concentration of 0.1% by weight in homogenous materials for lead, hexavalent chromium, and mercury, and 0.01% for cadmium, or qualify for an exemption to these limits as defined in the Annexes of Directive 2000/53/EC (ELV). Regarding the REACH Regulation, the information TE provides on SVHC in articles for this part number is based on the latest European Chemicals Agency (ECHA) 'Guidance on requirements for substances in articles' posted at this URL: <https://echa.europa.eu/guidance-documents/guidance-on-reach>

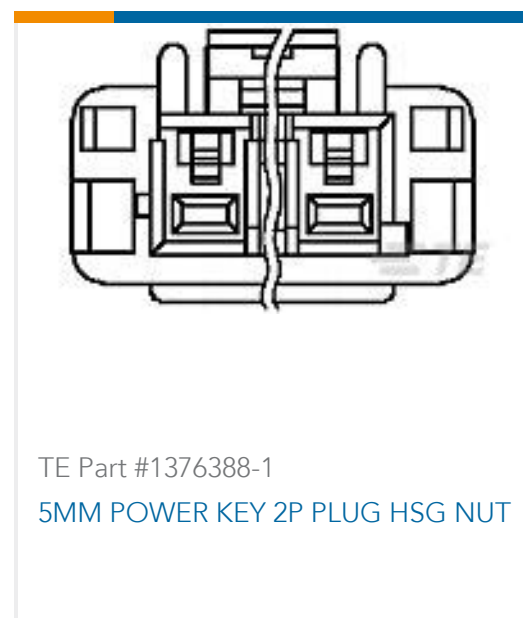
Compatible Parts



Also in the Series | Economy Power 2.5



Customers Also Bought



Documents

Product Drawings

EP2.5 Shrouded HDR ASSY 14P VE

English

CAD Files

3D PDF

3D



Customer View Model

[ENG_CVM_CVM_1-2132230-4_H.2d_dxf.zip](#)

English

Customer View Model

[ENG_CVM_CVM_1-2132230-4_H.3d_igs.zip](#)

English

Customer View Model

[ENG_CVM_CVM_1-2132230-4_H.3d_stp.zip](#)

English

By downloading the CAD file I accept and agree to the [Terms and Conditions](#) of use.

Datasheets & Catalog Pages

[7-1773458-5_ECONOMY_POWER_QRG](#)

English

[7-1773461-6_EP2.5_Connector_Series](#)

English

Product Specifications

[Application Specification](#)

English

Agency Approvals

[VDE Certificate](#)

English