

1-640445-0 ✓ ACTIVE



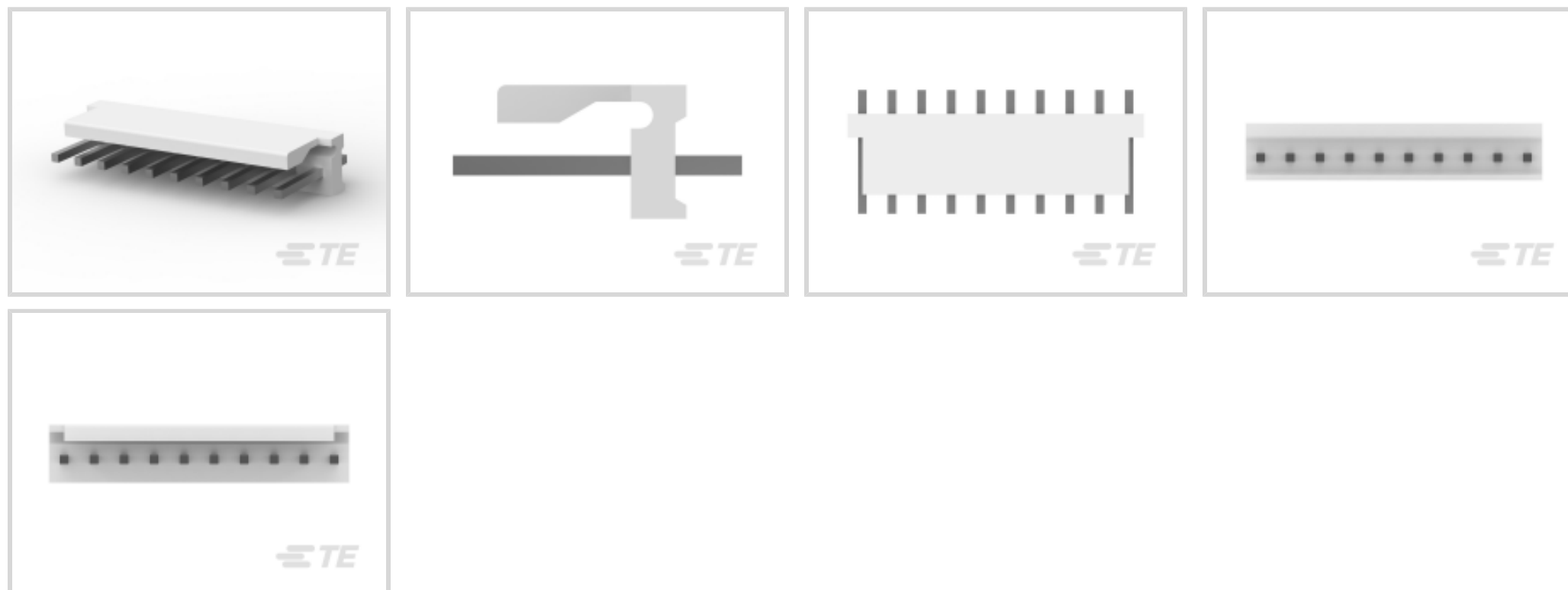
## MTA 156

TE Internal #: 1-640445-0

Rectangular Power Connectors, Header, Plug, Wire-to-Board, 10 Position, .156 in [3.96 mm] Centerline, Printed Circuit Board, UL 94V-0, MTA 156

[View on TE.com >](#)

Connectors > Power Connectors > Rectangular Power > Rectangular Power Connectors



Rectangular Power Connector Type: **Header**

Connector & Housing Type: **Plug**

Connector System: **Wire-to-Board**

Number of Positions: **10**

Centerline (Pitch): **3.96 mm [ .156 in ]**

### Features

#### Product Type Features

Header Type	Partially Shrouded
Rectangular Power Connector Type	Header
Connector & Housing Type	Plug
Connector System	Wire-to-Board
Sealable	No
Connector & Contact Terminates To	Printed Circuit Board

#### Configuration Features

Number of Positions	10
PCB Mount Orientation	Vertical
Number of Power Positions	10
Number of Rows	1

#### Electrical Characteristics

Operating Voltage	600 VAC
-------------------	---------

#### Contact Features



Contact Layout	Inline
Contact Underplating Material	Nickel
Contact Base Material	Copper Alloy
Contact Current Rating (Max)	7 A
Contact Retention Within Housing	Without
Contact Type	Pin
PCB Contact Termination Area Plating Material	Tin
Contact Mating Area Plating Material	Tin
Contact Mating Area Plating Material Thickness	2.54 $\mu\text{m}$ [100 $\mu\text{in}$ ]
Underplate Material Thickness	50 $\mu\text{m}$ [1.27 $\mu\text{in}$ ]
Contact Termination Area Plating Thickness	2.54 $\mu\text{m}$ [100 $\mu\text{in}$ ]

#### Termination Features

Termination Post & Tail Length	3.18 mm[.125 in]
Termination Method to Printed Circuit Board	Through Hole - Solder

#### Mechanical Attachment

Strain Relief	Without
Mating Alignment	Without
PCB Mount Alignment	Without
Panel Mount Feature	Without
PCB Mount Retention	Without
Connector Mounting Type	Board Mount
Mating Retention	With
Mating Retention Type	Friction Lock

#### Housing Features

Centerline (Pitch)	3.96 mm[.156 in]
Housing Color	Natural
Housing Material	Polyester

#### Dimensions

PCB Thickness (Recommended)	.06 mm[1.6 in]
Mating Post Length	10.16 mm[.4 in]
Height	10.79 mm[.425 in]
Length	39.62 mm[1.56 in]



### Usage Conditions

Operating Temperature Range	-55 – 105 °C[-67 – 221 °F]
-----------------------------	----------------------------

### Operation/Application

Circuit Application	Power
---------------------	-------

### Industry Standards

CSA Rating	Certified
UL Flammability Rating	UL 94V-0
Glow Wire Rating	Standard Part - Not Glow Wire
Agency/Standard Number	E28476
Agency/Standard	CSA, UL
UL Rating	Recognized
CSA File Number	LR7189

### Packaging Features

Packaging Method	Package
Packaging Quantity	1000

### Other

For Use With	MTA .156 Connector Assembly or SL .156 Connector Assembly
--------------	---

### Product Compliance

[For compliance documentation, visit the product page on TE.com>](#)

EU RoHS Directive 2011/65/EU	Compliant
EU ELV Directive 2000/53/EC	Compliant
China RoHS 2 Directive MIIT Order No 32, 2016	No Restricted Materials Above Threshold
EU REACH Regulation (EC) No. 1907/2006	Current ECHA Candidate List: JAN 2022 (223) Candidate List Declared Against: JAN 2022 (223) Does not contain REACH SVHC
Halogen Content	Not Low Halogen - contains Br or Cl > 900 ppm.
Solder Process Capability	Wave solder capable to 265°C

#### Product Compliance Disclaimer

This information is provided based on reasonable inquiry of our suppliers and represents our current actual knowledge based on the information they provided. This information is subject to change. The part numbers that TE has identified as


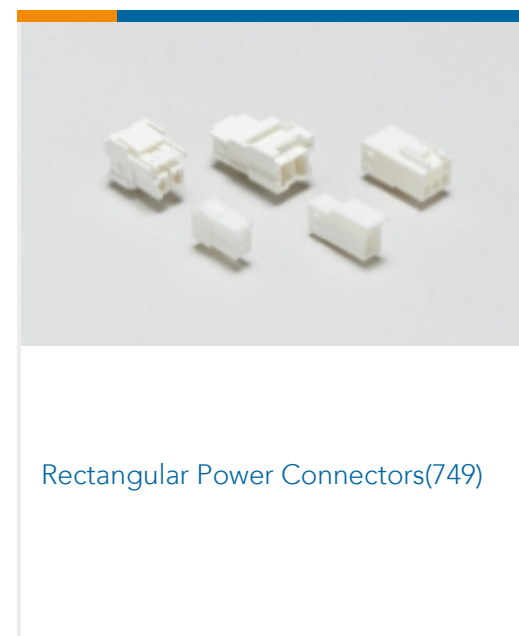


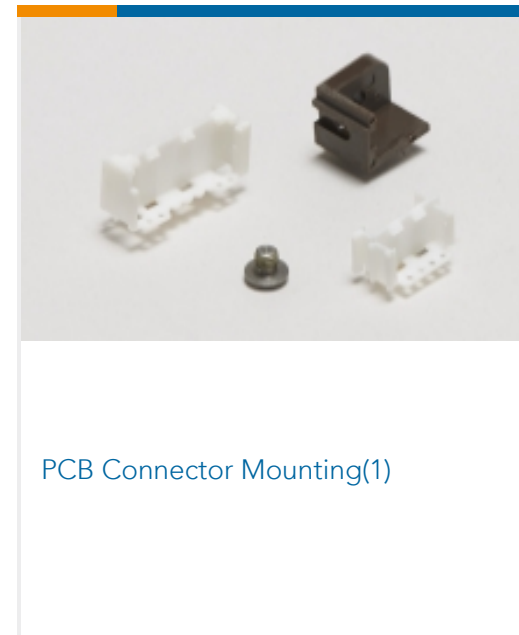
EU RoHS compliant have a maximum concentration of 0.1% by weight in homogenous materials for lead, hexavalent chromium, mercury, PBB, PBDE, DBP, BBP, DEHP, DIBP, and 0.01% for cadmium, or qualify for an exemption to these limits as defined in the Annexes of Directive 2011/65/EU (RoHS2). Finished electrical and electronic equipment products will be CE marked as required by Directive 2011/65/EU. Components may not be CE marked. Additionally, the part numbers that TE has identified as EU ELV compliant have a maximum concentration of 0.1% by weight in homogenous materials for lead, hexavalent chromium, and mercury, and 0.01% for cadmium, or qualify for an exemption to these limits as defined in the Annexes of Directive 2000/53/EC (ELV). Regarding the REACH Regulation, the information TE provides on SVHC in articles for this part number is based on the latest European Chemicals Agency (ECHA) 'Guidance on requirements for substances in articles' posted at this URL: <https://echa.europa.eu/guidance-documents/guidance-on-reach>

## Compatible Parts

 <p>TE Part # CAT-103156-WBHSM 3.96mm Wire-to-board housing: receptacle, with mating alignment, SL 156</p>	 <p>TE Part # CAT-103156-WBHSN 3.96mm Wire-to-board housing: receptacle, no mating alignment, SL 156</p>	 <p>TE Part # 4-640427-0 10P MTA156 CONN ASSY 20AWG YEL</p>	 <p>TE Part # 4-640426-0 10P MTA156 CONN ASSY 18AWG ORA</p>
 <p>TE Part # 4-640428-0 10P MTA156 CONN ASSY 22AWG RED</p>	 <p>TE Part # 4-643819-0 10P MTA156 CONN ASSY 22AWG RED</p>	 <p>TE Part # 4-640602-0 10P MTA156 CONN ASSY 24AWG LF</p>	 <p>TE Part # 1-643067-0 10P MTA156 MOLDED COVER</p>
 <p>TE Part # 4-644466-0 10P MTA156 CONN ASSY 20AWG YEL</p>	 <p>TE Part # 4-643817-0 10P MTA156 CONN ASSY 18AWG LF</p>	 <p>TE Part # 1-643071-0 10P MTA156 FD-THRU COVER</p>	 <p>TE Part # 4-643818-0 10P MTA156 CONN ASSY 20AWG YEL</p>
 <p>TE Part # 4-640599-0 10P MTA156 CONN ASSY 18AWG ORA</p>	 <p>TE Part # 4-640432-0 10P MTA156 CONN ASSY 20AWG YEL</p>	 <p>TE Part # 1-640551-0 10P MTA156 COVER</p>	 <p>TE Part # 4-640431-0 10P MTA156 CONN ASSY 18AWG ORA</p>

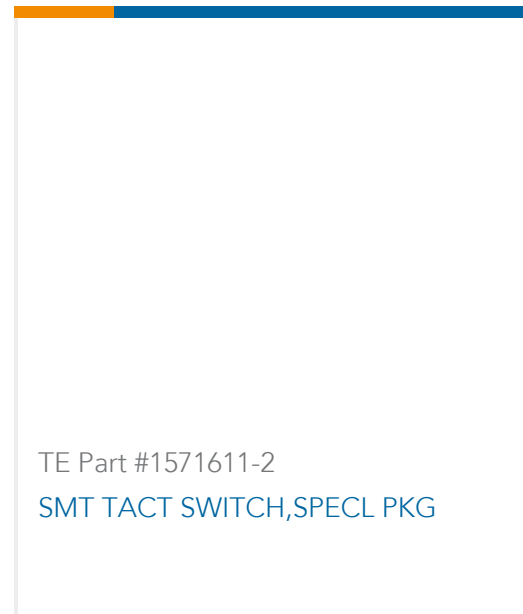
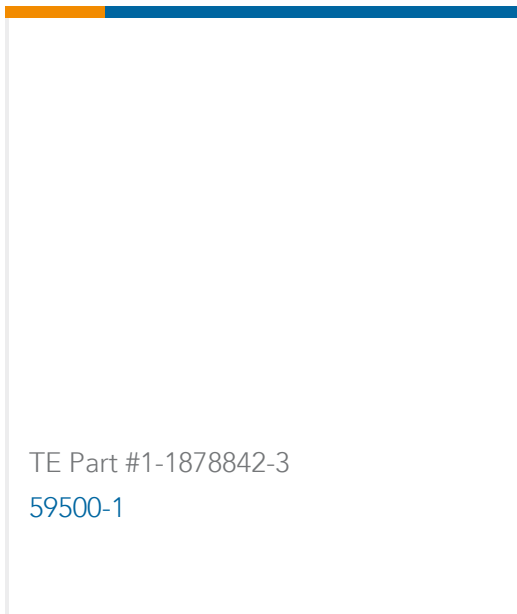
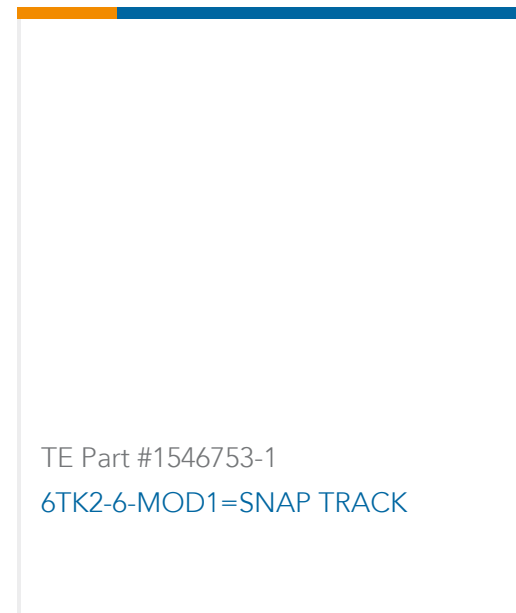


## Also in the Series | MTA 156



## Customers Also Bought





## Documents

### CAD Files

#### Customer View Model

[ENG\\_CVM\\_CVM\\_1-640445-0\\_AL.2d\\_dxf.zip](#)

English

#### 3D PDF

3D

#### Customer View Model

[ENG\\_CVM\\_CVM\\_1-640445-0\\_AL.3d\\_igs.zip](#)

English

#### Customer View Model

[ENG\\_CVM\\_CVM\\_1-640445-0\\_AL.3d\\_stp.zip](#)

English

By downloading the CAD file I accept and agree to the [Terms and Conditions](#) of use.

### Datasheets & Catalog Pages

[MTA, CST-100 II, SL-156 and AMP Economy Power \(EP\) Connectors](#)

English

### Product Environmental Compliance

#### TE Material Declaration

English

[MD\\_1-640445-0\\_10032018320\\_dmtec](#)

English

[MD\\_1-640445-0\\_10032018320\\_dmtec](#)

English

### Agency Approvals

1-640445-0

Rectangular Power Connectors, Header, Plug, Wire-to-Board, 10 Position, .156 in [3.96 mm] Centerline, Printed Circuit Board, UL 94V-0, MTA 156



[UL](#)

English