

1-1419158-9 ✓ ACTIVE

AMP | [Get .64 Connector System](#)

TE Internal #: 1-1419158-9

Housing for Female Terminals, Wire-to-Device / Wire-to-Board, 23 Position, .1 in [2.54 mm] Centerline, Blue, Signal, Get .64 Connector System

[View on TE.com >](#)



Connectors > Automotive Connectors > Connector Housings > GET .64 CONNECTOR SYSTEM, CONNECTOR HSG



Connector & Housing Type: **Housing for Female Terminals**

Mating Tab Width: **.64 mm, 2.8 mm [.025 in, .11 in]**

Connector System: **Wire-to-Board, Wire-to-Device**

Number of Positions: **23**

Centerline (Pitch): **2.54 mm [.1 in]**

[All GET .64 CONNECTOR SYSTEM, CONNECTOR HSG \(106\)](#)

Features

Product Type Features

Connector & Housing Shape	Rectangular
Connector & Housing Type	Housing for Female Terminals
Connector System	Wire-to-Board, Wire-to-Device
Sealable	No
Hybrid Connector	Yes
Primary Locking Feature	Integrated in Housing

Configuration Features

Number of Positions	23
Number of Rows	2

Electrical Characteristics

Operating Voltage	14 VDC
Nominal Voltage Architecture	12 V

Body Features

Cable Exit Angle	180°
Body Material	PA GF
Primary Product Color	Blue
Connector Code	C



Contact Features

Contact Size	.64mm
Contact Type	Receptacle
Mating Tab Width	.64 mm, 2.8 mm [.025 in][.11 in]

Mechanical Attachment

Mounting Feature	Without
Terminal Position Assurance	Yes
Strain Relief	Without
Mating Alignment Type	Keyed
Mating Alignment	With
Connector Mounting Type	Cable Mount (Free-Hanging)

Housing Features

Centerline (Pitch)	2.54 mm [.1 in]
--------------------	-----------------

Dimensions

Product Width	24.7 mm [.972 in]
Product Length	30 mm [1.181 in]
Product Height	23.05 mm [.907 in]

Usage Conditions

Operating Temperature (Max)	70 °C, 75 °C, 80 °C, 85 °C, 90 °C, 100 °C [158 °F][167 °F][176 °F][185 °F][194 °F][212 °F]
Operating Temperature Range	-40 – 100 °C [-40 – 212 °F]

Operation/Application

Circuit Application	Signal
---------------------	--------

Packaging Features

Packaging Quantity	770
Packaging Method	Carton

Other

Serviceable	Yes
Connector Position Assurance Capable	No

Product Compliance

For compliance documentation, visit the product page on [TE.com](https://www.te.com)>

EU RoHS Directive 2011/65/EU	Compliant
EU ELV Directive 2000/53/EC	Compliant
China RoHS 2 Directive MIIT Order No 32, 2016	No Restricted Materials Above Threshold
EU REACH Regulation (EC) No. 1907/2006	Current ECHA Candidate List: JAN 2022 (223) Candidate List Declared Against: JAN 2022 (223) Does not contain REACH SVHC
Halogen Content	BFR/CFR/PVC Free, but Br/Cl >900 ppm in other sources.
Solder Process Capability	Not applicable for solder process capability

Product Compliance Disclaimer

This information is provided based on reasonable inquiry of our suppliers and represents our current actual knowledge based on the information they provided. This information is subject to change. The part numbers that TE has identified as EU RoHS compliant have a maximum concentration of 0.1% by weight in homogenous materials for lead, hexavalent chromium, mercury, PBB, PBDE, DBP, BBP, DEHP, DIBP, and 0.01% for cadmium, or qualify for an exemption to these limits as defined in the Annexes of Directive 2011/65/EU (RoHS2). Finished electrical and electronic equipment products will be CE marked as required by Directive 2011/65/EU. Components may not be CE marked. Additionally, the part numbers that TE has identified as EU ELV compliant have a maximum concentration of 0.1% by weight in homogenous materials for lead, hexavalent chromium, and mercury, and 0.01% for cadmium, or qualify for an exemption to these limits as defined in the Annexes of Directive 2000/53/EC (ELV). Regarding the REACH Regulation, the information TE provides on SVHC in articles for this part number is based on the latest European Chemicals Agency (ECHA) 'Guidance on requirements for substances in articles' posted at this URL: <https://echa.europa.eu/guidance-documents/guidance-on-reach>


Compatible Parts



Also in the Series | [Get .64 Connector System](#)




Automotive Connector Caps & Covers (7)




Automotive Housings(108)



Automotive Terminals(30)



Insertion & Extraction Tools(1)



PCB Headers & Receptacles(1)

Customers Also Bought

TE Part #1452598-1
GET .64 CONNECTOR SYSTEM,
CONNECTOR HSGTE Part #1-1452058-1
MQS, RECEPTACLE AND TABTE Part #1452839-5
24 POS FEMALE HSG ASSY

Documents

Product Drawings

HARNESS HSG(GEM)23P

English

CAD Files

3D PDF

English

Customer View Model

[ENG_CVM_1-1419158-9_D.3d_igs.zip](#)

English

Customer View Model

[ENG_CVM_1-1419158-9_D.3d_stp.zip](#)

English

Customer View Model

[ENG_CVM_1-1419158-9_D.2d_dxf.zip](#)

English

By downloading the CAD file I accept and agree to the [Terms and Conditions](#) of use.



Datasheets & Catalog Pages

[GET 0.64 Interconnection System](#)

English

Product Environmental Compliance

[Product Compliance](#)

English

[Product Compliance](#)

English

Instruction Sheets

[Instruction Sheet \(U.S.\)](#)

English