

1-292206-0 ✓ ACTIVE

AMP Mini CT

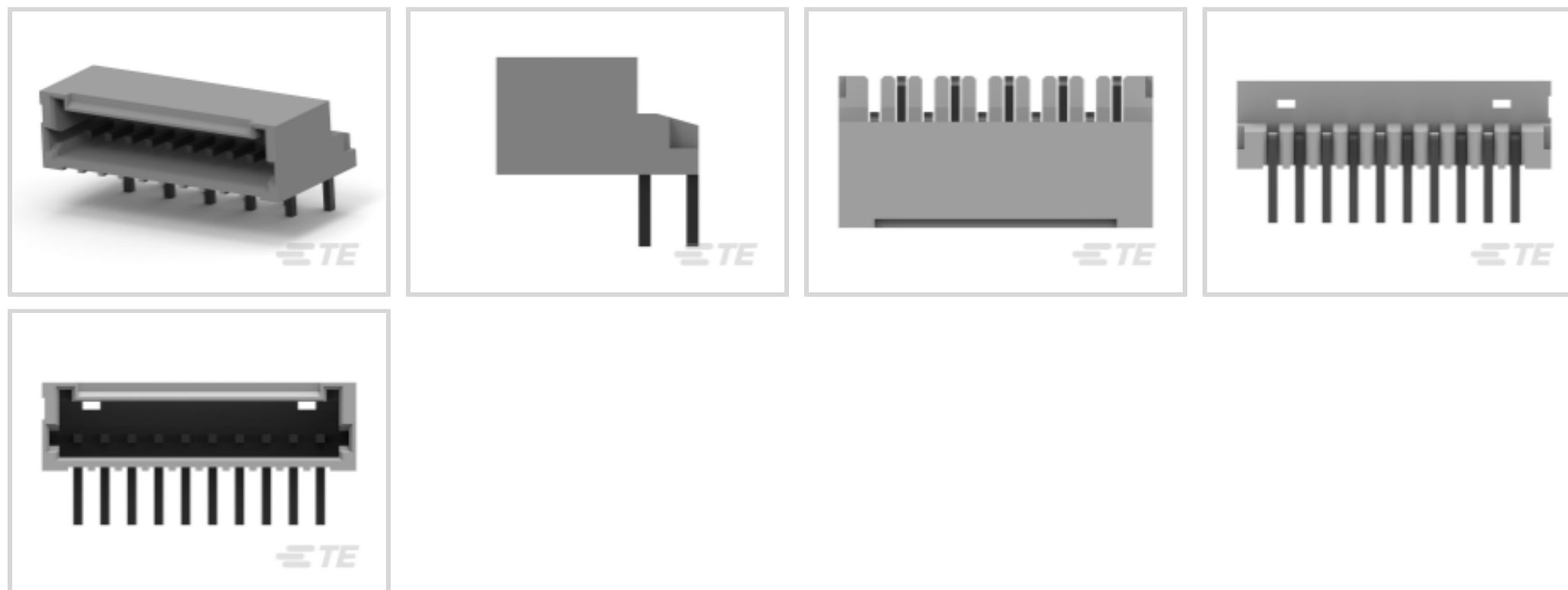
TE Internal #: 1-292206-0

PCB Mount Header, Right Angle, Wire-to-Board, 10 Position, .059 in [1.5 mm] Centerline, Fully Shrouded, Tin, Through Hole - Solder, AMP Mini CT

[View on TE.com >](#)



Connectors > PCB Connectors > PCB Headers & Receptacles > MINI COMMON TERMINATION HEADERS



Connector System: **Wire-to-Board**

Number of Positions: **10**

Number of Rows: **1**

Centerline (Pitch): **1.5 mm [.059 in]**

PCB Mount Orientation: **Right Angle**

[All MINI COMMON TERMINATION HEADERS \(140\)](#)

Features

Product Type Features

Connector System	Wire-to-Board
Header Type	Fully Shrouded
Sealable	No
Connector & Contact Terminates To	Printed Circuit Board
PCB Connector Assembly Type	PCB Mount Header

Configuration Features

Number of Positions	10
Number of Rows	1
PCB Mount Orientation	Right Angle

Electrical Characteristics

Operating Voltage	50 VAC
-------------------	--------

Body Features



Primary Product Color	Natural
-----------------------	---------

Contact Features

Contact Layout	Staggered
Contact Mating Area Length	2.4 mm[.095 in]
Mating Square Post Dimension	.5 mm[.02 in]
PCB Contact Termination Area Plating Material Thickness	1 – 2 μm [39.37 – 78.73 μin]
Contact Mating Area Plating Material Thickness	1 μm [39.37 μin]
Contact Shape & Form	Square
Contact Mating Area Plating Material Finish	Matte
PCB Contact Termination Area Plating Material	Tin
Contact Base Material	Brass
Contact Mating Area Plating Material	Tin
Contact Type	Pin
Contact Current Rating (Max)	2 A

Termination Features

Square Termination Post & Tail Dimension	.5 mm[.02 in]
Termination Post & Tail Length	3 mm[.118 in]
Termination Method to Printed Circuit Board	Through Hole - Solder

Mechanical Attachment

Mating Alignment Type	Polarization
Mating Retention	With
Panel Mount Feature	With
PCB Mount Retention Type	Kinked Legs
Connector Mounting Type	Board Mount
Mating Alignment	With
PCB Mount Alignment	With
PCB Mount Retention	With

Housing Features

Housing Material	Nylon(G.F)
Centerline (Pitch)	1.5 mm[.059 in]

Dimensions

Connector Length	17.5 mm[.689 in]
------------------	------------------



Connector Height	8.45 mm[.332 in]
------------------	------------------

Connector Width	4.9 mm[.192 in]
-----------------	-----------------

PCB Thickness (Recommended)	1.6 mm[.063 in]
-----------------------------	-----------------

Usage Conditions

Operating Temperature Range	-22 – 221 °C[-30 – 105 °F]
-----------------------------	----------------------------

Operation/Application

Assembly Process Feature	Pick and Place Cover
--------------------------	----------------------

Circuit Application	Signal
---------------------	--------

Industry Standards

Agency/Standard	CSA, UL
-----------------	---------

Approved Standards	CSA LR7189, UL E28476
--------------------	-----------------------

UL Flammability Rating	UL 94V-0
------------------------	----------

Packaging Features

Packaging Quantity	850
--------------------	-----

Packaging Type	Box, Tray
----------------	-----------

Product Compliance

[For compliance documentation, visit the product page on TE.com>](#)

EU RoHS Directive 2011/65/EU	Compliant
------------------------------	-----------

EU ELV Directive 2000/53/EC	Compliant
-----------------------------	-----------

China RoHS 2 Directive MIIT Order No 32, 2016	No Restricted Materials Above Threshold
---	---

EU REACH Regulation (EC) No. 1907/2006	Current ECHA Candidate List: JAN 2022 (223) Candidate List Declared Against: JUL 2021 (219) SVHC > Threshold: Not Yet Reviewed
--	---

Halogen Content	Not Low Halogen - contains Br or Cl > 900 ppm.
-----------------	--

Solder Process Capability	Wave solder capable to 265°C
---------------------------	------------------------------

Product Compliance Disclaimer

This information is provided based on reasonable inquiry of our suppliers and represents our current actual knowledge based on the information they provided. This information is subject to change. The part numbers that TE has identified as EU RoHS compliant have a maximum concentration of 0.1% by weight in homogenous materials for lead, hexavalent chromium, mercury, PBB, PBDE, DBP, BBP, DEHP, DIBP, and 0.01% for cadmium, or qualify for an exemption to these limits as defined in the Annexes of Directive 2011/65/EU (RoHS2). Finished electrical and electronic equipment products will be CE marked as required by Directive 2011/65/EU. Components may not be CE marked. Additionally, the part

numbers that TE has identified as EU ELV compliant have a maximum concentration of 0.1% by weight in homogenous materials for lead, hexavalent chromium, and mercury, and 0.01% for cadmium, or qualify for an exemption to these limits as defined in the Annexes of Directive 2000/53/EC (ELV). Regarding the REACH Regulation, the information TE provides on SVHC in articles for this part number is based on the latest European Chemicals Agency (ECHA) 'Guidance on requirements for substances in articles' posted at this URL: <https://echa.europa.eu/guidance-documents/guidance-on-reach>

Compatible Parts



TE Part # CAT-AM7053-H8172
Mini Common Termination (CT)
Housings



TE Part # CAT-AM7053-C7671
MINI COMMON TERMINATION
CONTACTS



TE Part # 1-353293-0
MINI CT MT REC ASSY 10P GRAY



TE Part # 3-179694-0
2MM CT MT REC ASSY 10P GRAY



TE Part # 6-353293-0
MINI CT MT REC ASSY 10P BLUE


Also in the Series | AMP Mini CT




PCB Connector Mounting(10)



PCB Headers & Receptacles(332)



Wire-to-Board Connector Assemblies
& Housings(172)



Wire-to-Board Connector Contacts(4)

Customers Also Bought



TE Part #414026-2
JACK ASSY,SMB,RT ANG



TE Part #1-353908-0
CT REC HSG 10P CRIMP TYPE WHIT



TE Part #1676377-2
RN 0805 56K2 0.1% 10PPM 1KRL



TE Part #1676383-2
RN 0805 59K 0.1% 10PPM 1KRL



Documents

Product Drawings

[MINI CT SGL DIP H 10P NAT](#)

English

CAD Files

[3D PDF](#)

3D

Customer View Model

[ENG_CVM_CVM_1-292206-0_E1.2d_dxf.zip](#)

English

Customer View Model

[ENG_CVM_CVM_1-292206-0_E1.3d_igs.zip](#)

English

Customer View Model

[ENG_CVM_CVM_1-292206-0_E1.3d_stp.zip](#)

English

By downloading the CAD file I accept and agree to the [Terms and Conditions](#) of use.

Datasheets & Catalog Pages

[6-1773454-5_AMP_Mini_CT_Connector_Series_QRG](#)

English

Product Specifications

[Application Specification](#)

English

Product Environmental Compliance

[MD_1-292206-0_0118201648_dmtec](#)

1-292206-0

PCB Mount Header, Right Angle, Wire-to-Board, 10 Position, .059 in [1.5 mm]
Centerline, Fully Shrouded, Tin, Through Hole - Solder, AMP Mini CT



English

[MD_1-292206-0_0118201648_dmtec](#)

English

[Agency Approvals](#)

[UL](#)

English