



AMP | AMP Type III+

TE Internal #: 1-66361-2

Power Contacts, Contact, Tin, 18 – 14 AWG Wire Size, .8 – 2 mm<sup>2</sup>

Wire Size, Wire & Cable, Crimp, Power & Signal, Pin, AMP Type III+

[View on TE.com >](#)

Connectors > Power Connectors > Power Contacts > TYPE III CONTACTS LP



Power Contact Type: **Contact**

Contact Mating Area Plating Material: **Tin**

Wire Size: **.8 – 2 mm<sup>2</sup>**

Connector & Contact Terminates To: **Wire & Cable**

[All TYPE III CONTACTS LP \(53\)](#)

**Features**

**Product Type Features**

Power Contact Type	Contact
Connector & Contact Terminates To	Wire & Cable

**Electrical Characteristics**

Test Current	13 A
--------------	------

**Contact Features**

Contact Mating Area Plating Material	Tin
Contact Current Rating (Max)	13 A
Contact Type	Pin
Contact Retention Within Housing	With
Mating Pin Diameter	1.57 mm[.062 in]
Contact Base Material	Brass
Contact Mating Area Plating Material Thickness	2.54 μm[100 μin]
Contact Mating Area Plating Material Finish	Bright
Wire Contact Termination Area Plating Thickness	2.54 μm[100 μin]
Wire Contact Termination Area Plating Material	Tin
Wire Contact Termination Area Plating Material Finish	Matte
Contact Orientation	Straight
Contact Underplating Material	Nickel



Contact Underplating Material Thickness	1.27 μm[50 μin]
---	-----------------

Contact Size	16
--------------	----

### Termination Features

Termination Method to Wire & Cable	Crimp
------------------------------------	-------

### Mechanical Attachment

Wire Insulation Support	With
-------------------------	------

### Dimensions

Wire Size	.8 – 2 mm <sup>2</sup>
-----------	------------------------

Accepts Wire Insulation Diameter Range	2.03 – 2.54 mm[.08 – .1 in]
--	-----------------------------

### Usage Conditions

Operating Temperature Range	-55 – 90 °C[-67 – 194 °F]
-----------------------------	---------------------------

### Operation/Application

Circuit Application	Power & Signal
---------------------	----------------

### Identification Marking

Color Code	Violet
------------	--------

### Packaging Features

Packaging Method	Carton, Loose Piece
------------------	---------------------

Packaging Quantity	1000
--------------------	------

### Other

Wire/Cable Type	Discrete Wire
-----------------	---------------

For Use With	CPC Connectors, G Series Connectors, M Series Connectors
--------------	--

Comment	Insertion Tool No. 91002-1 (for Insulation Dia. 1.78 [.07] or less), No. 200893-2 (for Insulation Dia. .09 [2.29] max.) Extraction Tool No. 305183., Overall insulation crimp diameter, including crimp barrel, must not exceed 3.18 [.125].
---------	--

### Product Compliance

[For compliance documentation, visit the product page on TE.com>](#)

EU RoHS Directive 2011/65/EU	Compliant
------------------------------	-----------

EU ELV Directive 2000/53/EC	Compliant
-----------------------------	-----------

China RoHS 2 Directive MIIT Order No 32, 2016	No Restricted Materials Above Threshold
---	---

EU REACH Regulation (EC) No. 1907/2006

Current ECHA Candidate List: JAN 2022 (223)

Candidate List Declared Against: JAN 2022 (223)

Does not contain REACH SVHC

Halogen Content

Low Halogen - Br, Cl, F, I < 900 ppm per homogenous material. Also BFR/CFR/PVC Free


Solder Process Capability

Not applicable for solder process capability

Product Compliance Disclaimer

This information is provided based on reasonable inquiry of our suppliers and represents our current actual knowledge based on the information they provided. This information is subject to change. The part numbers that TE has identified as EU RoHS compliant have a maximum concentration of 0.1% by weight in homogenous materials for lead, hexavalent chromium, mercury, PBB, PBDE, DBP, BBP, DEHP, DIBP, and 0.01% for cadmium, or qualify for an exemption to these limits as defined in the Annexes of Directive 2011/65/EU (RoHS2). Finished electrical and electronic equipment products will be CE marked as required by Directive 2011/65/EU. Components may not be CE marked. Additionally, the part numbers that TE has identified as EU ELV compliant have a maximum concentration of 0.1% by weight in homogenous materials for lead, hexavalent chromium, and mercury, and 0.01% for cadmium, or qualify for an exemption to these limits as defined in the Annexes of Directive 2000/53/EC (ELV). Regarding the REACH Regulation, the information TE provides on SVHC in articles for this part number is based on the latest European Chemicals Agency (ECHA) 'Guidance on requirements for substances in articles' posted at this URL: <https://echa.europa.eu/guidance-documents/guidance-on-reach>

## Compatible Parts



TE Part # CAT-AM71-C83998C  
CMC SERIES 1



TE Part # CAT-AM71-C83998Y  
CPC SERIES 1 SEALED ONE-PIECE



TE Part # CAT-AM71-C83998J  
CPC SERIES 1



TE Part # CAT-AM71-C83998K  
CPC SERIES 6



TE Part # 91519-1  
CCI TYPE III+ PIN SKT 18-14 ASSY



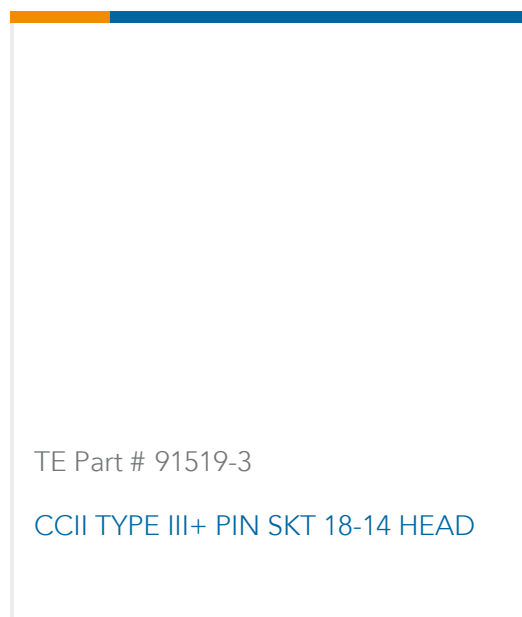
TE Part # 200893-2  
INSERTION TOOL CONT



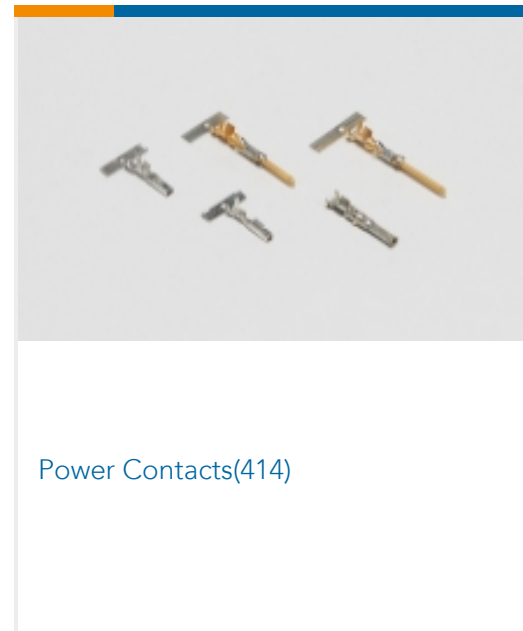
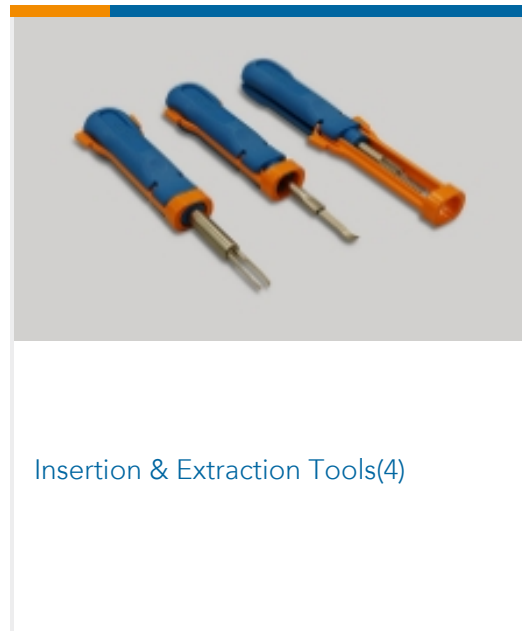
TE Part # 539972-1  
EXTRACTION TOOL




TE Part # 305183  
EXTRACT TOOL TYPE 2 20-16



## Also in the Series | AMP Type III+



## Customers Also Bought



## Documents

[Product Drawings](#)  
[III+ PIN,18-14,TIN,LP](#)

English

[CAD Files](#)  
[Customer View Model](#)  
[ENG\\_CVM\\_CVM\\_1-66361-2\\_G.2d\\_dxf.zip](#)



English

[3D PDF](#)

3D

Customer View Model

[ENG\\_CVM\\_CVM\\_1-66361-2\\_G.3d\\_igs.zip](#)

English

Customer View Model

[ENG\\_CVM\\_CVM\\_1-66361-2\\_G.3d\\_stp.zip](#)

English

By downloading the CAD file I accept and agree to the [Terms and Conditions](#) of use.

---

### Datasheets & Catalog Pages

[AMP Circular Connectors for Commercial Signal & Power Applications](#)

English

[Signal Contacts](#)

English

[M\\_SERIES\\_PIN\\_AND\\_SOCKET\\_CONNECTORS](#)

English

---

### Product Specifications

[Application Specification](#)

English

---

### Product Environmental Compliance

[MD\\_1-66361-2\\_021920182239\\_dmtec](#)

English

[MD\\_1-66361-2\\_021920182239\\_dmtec](#)

English