

1-321235-0 ✓ ACTIVE




PIDG

TE Internal #: 1-321235-0

Splices, 22 – 10 AWG Wire Size, .33 – 6 mm² Wire Size, Splice Capacity 1, Brass, Butt Splice Splice, Length 2.625 in [66.68 mm], Loose Piece, PIDG

[View on TE.com >](#)

Terminals & Splices > Splices > PIDG Line Splice for Faston



Wire Size: .33 – 6 mm²

Sealable: No

Splice Capacity: 1

Primary Product Material: Brass

[All PIDG Line Splice for Faston \(2\)](#)

Features

Product Type Features

Splice Accessory Type	Splice
Sealable	No
Splice Type	Butt Splice
Serrated	No

Configuration Features

Splice Capacity	1
-----------------	---

Body Features

Weight per Piece	1.631 g
Plating Material	Unplated
Insulation Material	Vinyl
Primary Product Material	Brass

Housing Features

Housing Material	PVC
------------------	-----



Dimensions

Wire Size	.33 – 6 mm ²
Terminal Material Thickness	.81 mm [.032 in]
Overall Product Length	66.68 mm [2.625 in]

Usage Conditions

Insulation Option	Fully Insulated
Operating Temperature Range	0 – 105 °C [0 – 221 °F]

Operation/Application

Heavy Duty	No
------------	----

Industry Standards

RU (UL Component Program)	Approved
CSA Certified	Yes
Government Qualified Splice	No

Packaging Features

Packaging Quantity	1
Packaging Method	Loose Piece

Other

Comment	Recommended for UL applications.
---------	----------------------------------

Product Compliance

[For compliance documentation, visit the product page on TE.com>](#)

EU RoHS Directive 2011/65/EU	Compliant
EU ELV Directive 2000/53/EC	Compliant
China RoHS 2 Directive MIIT Order No 32, 2016	No Restricted Materials Above Threshold
EU REACH Regulation (EC) No. 1907/2006	Current ECHA Candidate List: JAN 2022 (223) Candidate List Declared Against: JAN 2021 (211) SVHC > Threshold: Not Yet Reviewed
Halogen Content	Not Low Halogen - contains Br or Cl > 900 ppm.
Solder Process Capability	Not applicable for solder process capability

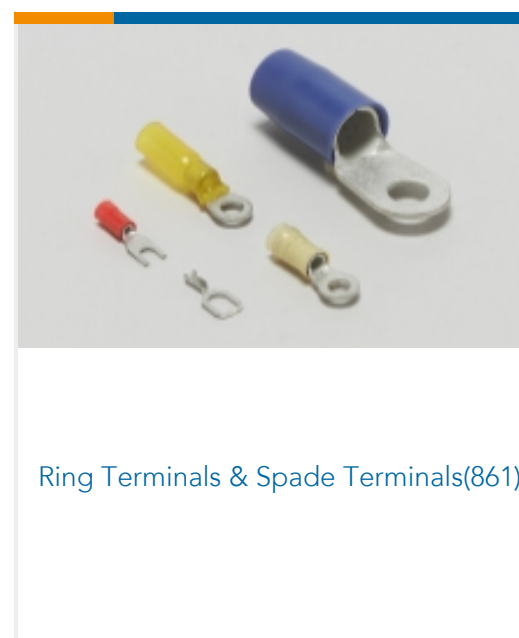

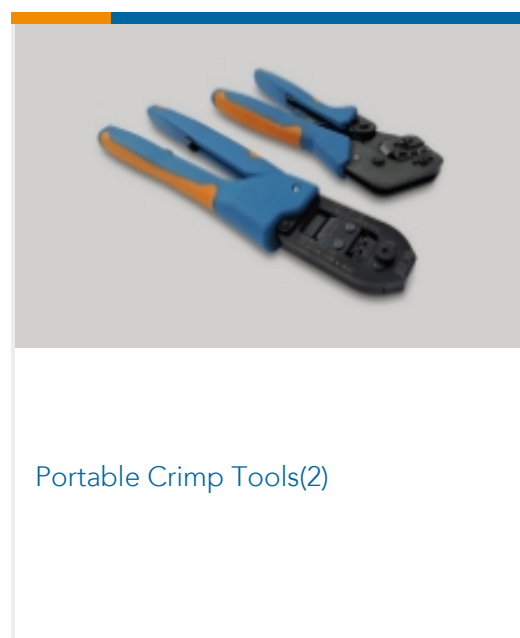


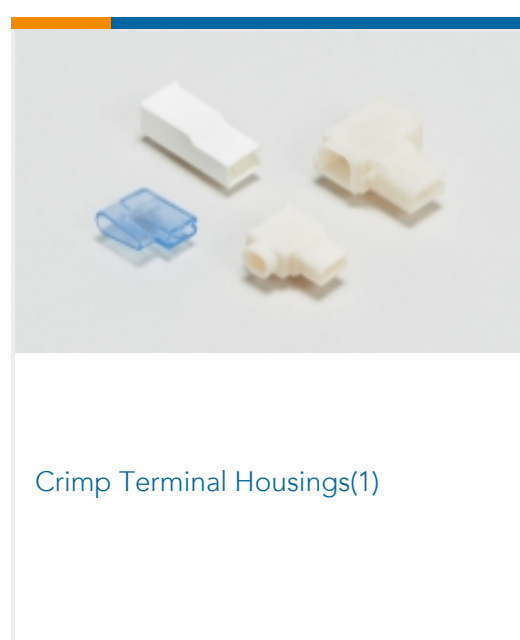
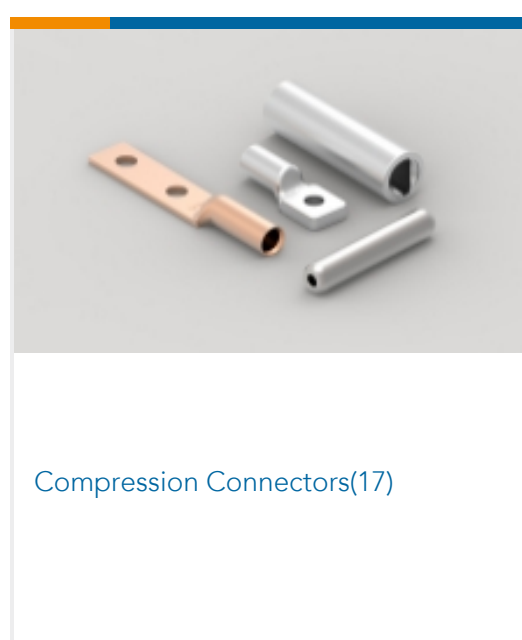
Product Compliance Disclaimer


This information is provided based on reasonable inquiry of our suppliers and represents our current actual knowledge based on the information they provided. This information is subject to change. The part numbers that TE has identified as EU RoHS compliant have a maximum concentration of 0.1% by weight in homogenous materials for lead, hexavalent chromium, mercury, PBB, PBDE, DBP, BBP, DEHP, DIBP, and 0.01% for cadmium, or qualify for an exemption to these limits as defined in the Annexes of Directive 2011/65/EU (RoHS2). Finished electrical and electronic equipment products will be CE marked as required by Directive 2011/65/EU. Components may not be CE marked. Additionally, the part numbers that TE has identified as EU ELV compliant have a maximum concentration of 0.1% by weight in homogenous materials for lead, hexavalent chromium, and mercury, and 0.01% for cadmium, or qualify for an exemption to these limits as defined in the Annexes of Directive 2000/53/EC (ELV). Regarding the REACH Regulation, the information TE provides on SVHC in articles for this part number is based on the latest European Chemicals Agency (ECHA) 'Guidance on requirements for substances in articles' posted at this URL: <https://echa.europa.eu/guidance-documents/guidance-on-reach>

Compatible Parts



Also in the Series | PIDG





Special Purpose Terminals(1)



Splices(48)

Customers Also Bought



TE Part #6609108-6
PE0S0SZXC M0=C7046




TE Part #61765-1
FASTON ADAPTER .250 RECEPTACLE
BR



TE Part #1-480708-0
12P UMNL PLUG HSG NATL



TE Part #170889-3
SLEEVE DIA5 SHUR PLUG NAT




TE Part #52420-3
TERMINAL,PIDG SPR SPD 16-14 6




TE Part #520206K014
RT-3-NO.1-0-1IN



TE Part #5201976026
RT-3-NO.2-0-1IN



TE Part #928958-8
PL REC 2.5-4.0 MM2 0.40 X 52.32 SP



TE Part #1608053-2
157-23Q200=R2999

Documents

Product Drawings

[RECEPT,FASTON SPLICE 22-10](#)

English

CAD Files

[Customer View Model](#)

[ENG_CVM_1-321235-0_U3.3d_igs.zip](#)

English

[Customer View Model](#)



[ENG_CVM_1-321235-0_U3.3d_stp.zip](#)

English

Customer View Model

[ENG_CVM_1-321235-0_U3.2d_dxf.zip](#)

English

3D PDF

English

3D PDF

3D

Customer View Model

[ENG_CVM_CVM_1-321235-0_T.2d_dxf.zip](#)

English

Customer View Model

[ENG_CVM_CVM_1-321235-0_T.3d_igs.zip](#)

English

Customer View Model

[ENG_CVM_CVM_1-321235-0_T.3d_stp.zip](#)

English

By downloading the CAD file I accept and agree to the [Terms and Conditions](#) of use.

Product Environmental Compliance

[TE Material Declaration](#)

English

Instruction Sheets

[Instruction Sheet \(U.S.\)](#)

English

Agency Approvals

[Agency Approval Document](#)

English