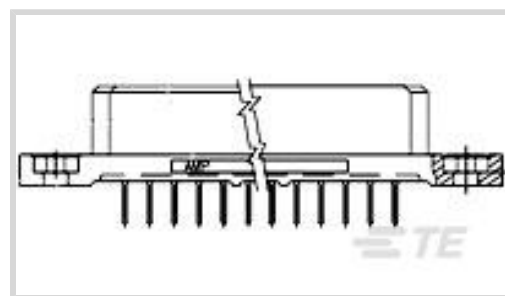




Connectors > PCB Connectors > PCB Headers & Receptacles



PCB Connector Assembly Type: **PCB Mount Receptacle**

PCB Mount Orientation: **Vertical**

Connector System: **Board-to-Board**

Number of Positions: **200**

Number of Rows: **4**

Features

Product Type Features

PCB Connector Assembly Type	PCB Mount Receptacle
Connector System	Board-to-Board
Sealable	No
Connector & Contact Terminates To	Printed Circuit Board

Configuration Features

Number of Columns	50
Number of Loaded Positions	200
Stackable	No
PCB Mount Orientation	Vertical
Number of Positions	200
Number of Rows	4
Board-to-Board Configuration	Perpendicular

Body Features

Primary Product Color	Natural
-----------------------	---------

Contact Features

Contact Layout	Matrix
Mating Square Post Dimension	.64 mm[.025 in]
PCB Contact Termination Area Plating Material	Tin-Lead
Contact Base Material	Beryllium Copper



Contact Mating Area Plating Material	Gold
Contact Mating Area Plating Material Thickness	1.27 µm[50 µin]
Contact Type	Socket
Contact Current Rating (Max)	3 A

Termination Features

Rectangular Termination Post & Tail Thickness	.25 mm[.01 in]
Rectangular Termination Post & Tail Width	.51 mm[.02 in]
Termination Post & Tail Length	3.78 mm[.149 in]
Termination Method to Printed Circuit Board	Through Hole - Solder

Mechanical Attachment

PCB Mount Retention Type	Mounting Hole
Mating Alignment	With
Mating Alignment Type	Polarized
PCB Mount Retention	With
PCB Mount Alignment	With
Connector Mounting Type	Board Mount

Housing Features

Centerline (Pitch)	2.54 mm[.1 in]
Housing Material	Polyphenylene Sulfide (PPS)

Dimensions

Connector Height	3.78 mm[.149 in]
Connector Width	14.85 mm[.585 in]
Row-to-Row Spacing	2.54 mm[.1 in]
Stack Height	15.24 mm[.6 in]
PCB Thickness (Recommended)	2.44 mm[.096 in]

Usage Conditions

Operating Temperature Range	-65 – 125 °C[-85 – 257 °F]
-----------------------------	----------------------------

Operation/Application

Assembly Process Feature	None
Circuit Application	Signal

Industry Standards

UL Flammability Rating	UL 94V-0
------------------------	----------



Packaging Features

Packaging Quantity	1
Packaging Type	Package

Product Compliance

[For compliance documentation, visit the product page on TE.com>](#)

EU RoHS Directive 2011/65/EU	Not Compliant
EU ELV Directive 2000/53/EC	Compliant with Exemptions
China RoHS 2 Directive MIIT Order No 32, 2016	Restricted Materials Above Threshold
EU REACH Regulation (EC) No. 1907/2006	Current ECHA Candidate List: JAN 2022 (223) Candidate List Declared Against: JAN 2019 (197) SVHC > Threshold: Not Yet Reviewed
Halogen Content	Not Yet Reviewed for halogen content
Solder Process Capability	Pin-in-Paste capable to 260°C

Product Compliance Disclaimer

This information is provided based on reasonable inquiry of our suppliers and represents our current actual knowledge based on the information they provided. This information is subject to change. The part numbers that TE has identified as EU RoHS compliant have a maximum concentration of 0.1% by weight in homogenous materials for lead, hexavalent chromium, mercury, PBB, PBDE, DBP, BBP, DEHP, DIBP, and 0.01% for cadmium, or qualify for an exemption to these limits as defined in the Annexes of Directive 2011/65/EU (RoHS2). Finished electrical and electronic equipment products will be CE marked as required by Directive 2011/65/EU. Components may not be CE marked. Additionally, the part numbers that TE has identified as EU ELV compliant have a maximum concentration of 0.1% by weight in homogenous materials for lead, hexavalent chromium, and mercury, and 0.01% for cadmium, or qualify for an exemption to these limits as defined in the Annexes of Directive 2000/53/EC (ELV). Regarding the REACH Regulations, TE's information on SVHC in articles for this part number is still based on the European Chemical Agency (ECHA) 'Guidance on requirements for substances in articles' (Version: 2, April 2011), applying the 0.1% weight on weight concentration threshold at the finished product level. TE is aware of the European Court of Justice ruling of September 10th, 2015 also known as O5A (Once An Article Always An Article) stating that, in case of 'complex object', the threshold for a SVHC must be applied to both the product as a whole and simultaneously to each of the articles forming part of its composition. TE has evaluated this ruling based on the new ECHA "Guidance on requirements for substances in articles" (June 2017, version 4.0) and will be updating its statements accordingly.

Customers Also Bought



TE Part #120527-1
1FHP,64,30A/P,S,N,S10,12,13,15



TE Part #650947-5
096 EURO TYPE C PIN ST ASSY



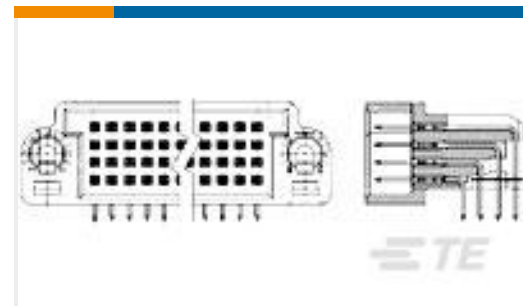
TE Part #1410187-3
MULTIGIG RT T2 7RW DC DF CT



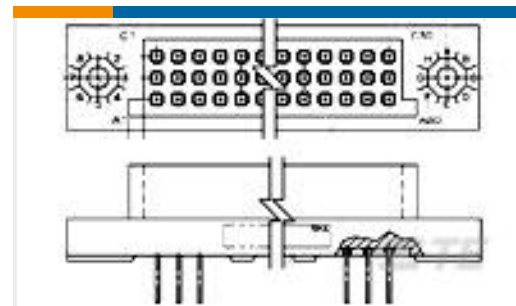
TE Part #530341-3
BOX RECPT KIT



TE Part #530341-6
BOX KIT



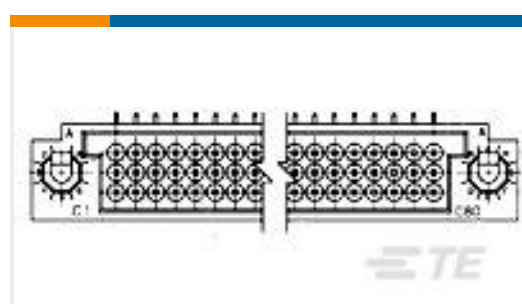
TE Part #1-446080-0
BOX 4 ROW R/A PIN ASSY 200 POS



TE Part #531134-4
3ROW BOX REC 150P 100CL UNSEAL



TE Part #767054-2
MICT,RECPT,76,ASSY,PDNI



TE Part #531133-4
3 ROW BOX PIN 150P R/A UNSEAL

Documents

Product Drawings

[BOX 4 ROW ASSY 200 POS](#)

English

CAD Files

[3D PDF](#)

3D

Customer View Model

[ENG_CVM_CVM_1-446081-0_K.2d_dxf.zip](#)

English

Customer View Model

[ENG_CVM_CVM_1-446081-0_K.3d_igs.zip](#)

English

Customer View Model

[ENG_CVM_CVM_1-446081-0_K.3d_stp.zip](#)

English

By downloading the CAD file I accept and agree to the [Terms and Conditions](#) of use.

Datasheets & Catalog Pages



Products for Aerospace and Defense

English

Product Specifications

Application Specification

English