

1-1703494-1 ✓ ACTIVE

AMP | MCON Interconnection System

TE Internal #: 1-1703494-1

Housing for Male Terminals, Wire-to-Wire, 3 Position, .157 in [4 mm] Centerline, Sealable, Black, Signal, MCON Interconnection System

[View on TE.com >](#)



Connectors > Automotive Connectors > Connector Housings > MCON, CONNECTOR HOUSING



Connector & Housing Type: **Housing for Male Terminals**

Mating Tab Width: **1.2 mm [.047 in]**

Connector System: **Wire-to-Wire**

Number of Positions: **3**

Centerline (Pitch): **4 mm [.157 in]**

[All MCON, CONNECTOR HOUSING \(283\)](#)

Features

Product Type Features

Connector & Housing Shape	Rectangular
Connector & Housing Type	Housing for Male Terminals
Connector System	Wire-to-Wire
Sealable	Yes
Hybrid Connector	No
Primary Locking Feature	On the Terminal

Configuration Features

Number of Positions	3
Number of Rows	1

Electrical Characteristics

Operating Voltage	14 VDC
Nominal Voltage Architecture	12 V

Body Features

Cable Exit Angle	180°
Body Material	PBT GF
Primary Product Color	Black
Connector Code	A



Contact Features

Contact Size	1.2mm
Contact Type	Tab
Mating Tab Width	1.2 mm[.047 in]

Mechanical Attachment

Mounting Feature	Without
Terminal Position Assurance	Yes
Strain Relief	Without
Mating Alignment Type	Keyed
Mating Alignment	With
Connector Mounting Type	Cable Mount (Free-Hanging)

Housing Features

Centerline (Pitch)	4 mm[.157 in]
--------------------	---------------

Dimensions

Product Width	44 mm[1.732 in]
Product Length	18.8 mm[.74 in]
Product Height	14.95 mm[.589 in]

Usage Conditions

Operating Temperature (Max)	70 °C, 75 °C, 80 °C, 85 °C, 90 °C, 100 °C, 105 °C, 110 °C, 120 °C, 125 °C[158 °F][167 °F][176 °F][185 °F][194 °F][212 °F][221 °F][230 °F][248 °F][257 °F]
Operating Temperature Range	-40 – 125 °C[-40 – 257 °F]

Operation/Application

Circuit Application	Signal
---------------------	--------

Packaging Features

Packaging Quantity	1400
Packaging Method	Box

Other

Serviceable	Yes
Connector Position Assurance Capable	No



Product Compliance



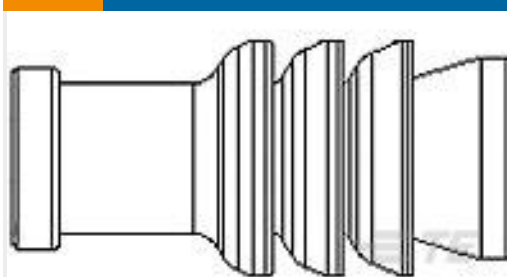





[For compliance documentation, visit the product page on TE.com>](#)

EU RoHS Directive 2011/65/EU	Compliant
EU ELV Directive 2000/53/EC	Compliant
China RoHS 2 Directive MIIT Order No 32, 2016	No Restricted Materials Above Threshold
EU REACH Regulation (EC) No. 1907/2006	Current ECHA Candidate List: JAN 2022 (223) Candidate List Declared Against: JAN 2022 (223) Does not contain REACH SVHC
Halogen Content	BFR/CFR/PVC Free, but Br/Cl >900 ppm in other sources.
Solder Process Capability	Not applicable for solder process capability

Product Compliance Disclaimer


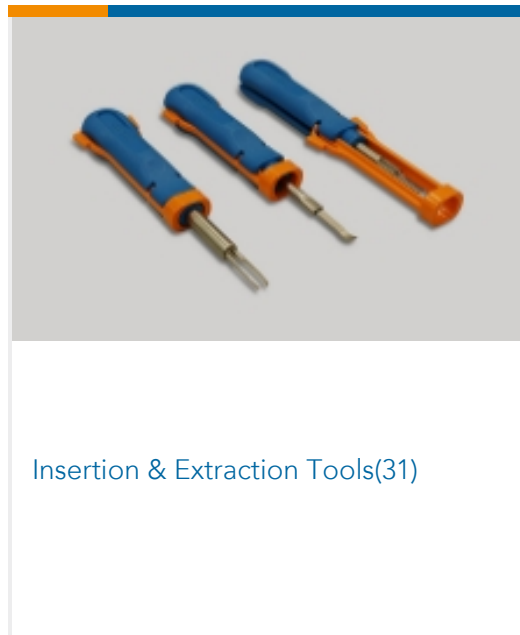
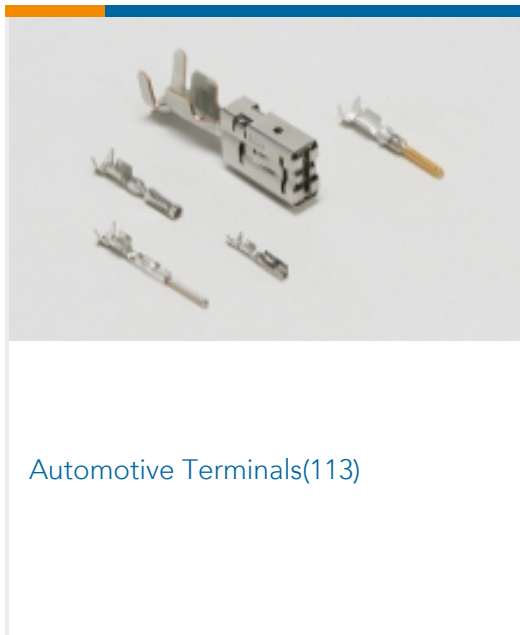
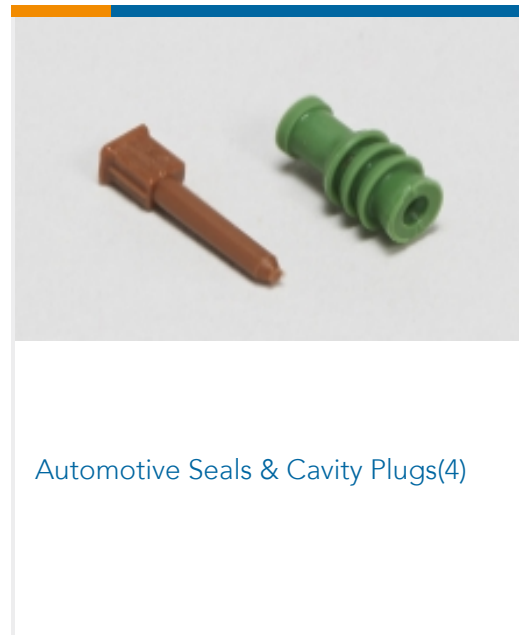
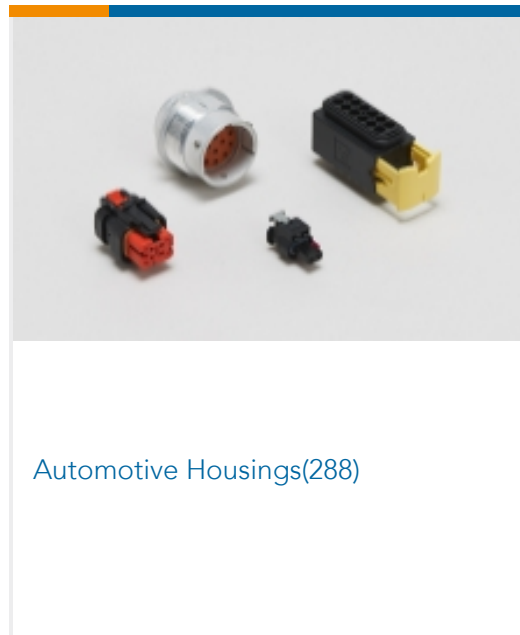
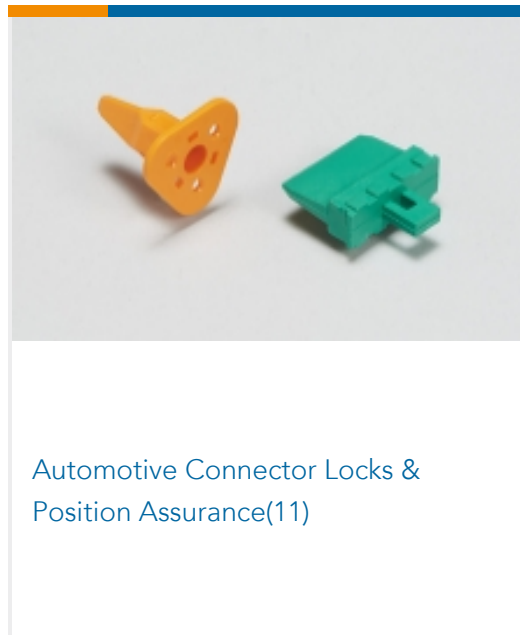
This information is provided based on reasonable inquiry of our suppliers and represents our current actual knowledge based on the information they provided. This information is subject to change. The part numbers that TE has identified as EU RoHS compliant have a maximum concentration of 0.1% by weight in homogenous materials for lead, hexavalent chromium, mercury, PBB, PBDE, DBP, BBP, DEHP, DIBP, and 0.01% for cadmium, or qualify for an exemption to these limits as defined in the Annexes of Directive 2011/65/EU (RoHS2). Finished electrical and electronic equipment products will be CE marked as required by Directive 2011/65/EU. Components may not be CE marked. Additionally, the part numbers that TE has identified as EU ELV compliant have a maximum concentration of 0.1% by weight in homogenous materials for lead, hexavalent chromium, and mercury, and 0.01% for cadmium, or qualify for an exemption to these limits as defined in the Annexes of Directive 2000/53/EC (ELV). Regarding the REACH Regulation, the information TE provides on SVHC in articles for this part number is based on the latest European Chemicals Agency (ECHA) 'Guidance on requirements for substances in articles' posted at this URL: <https://echa.europa.eu/guidance-documents/guidance-on-reach>

Compatible Parts

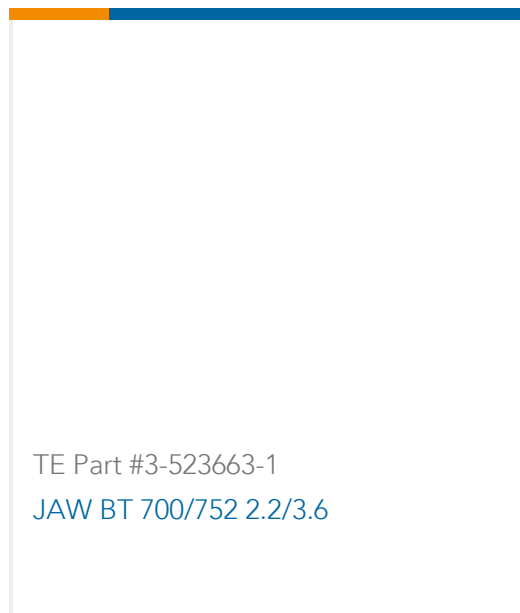
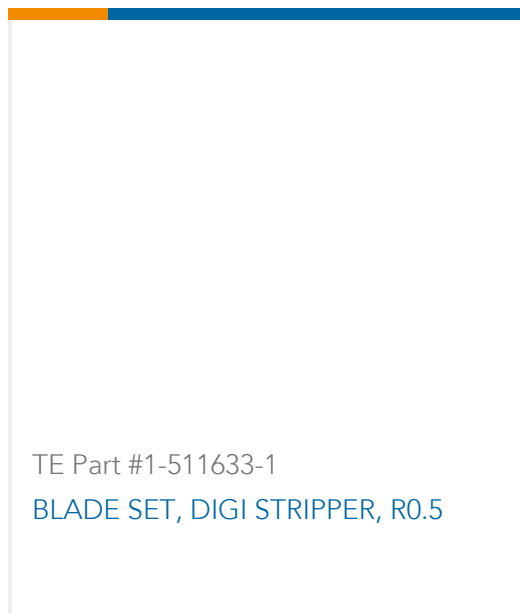
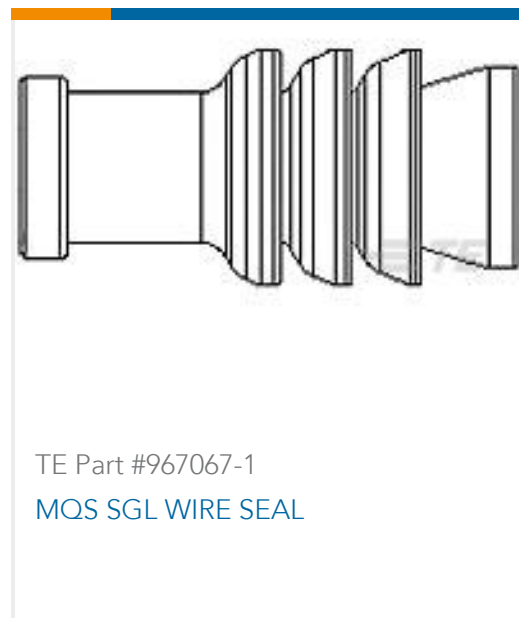
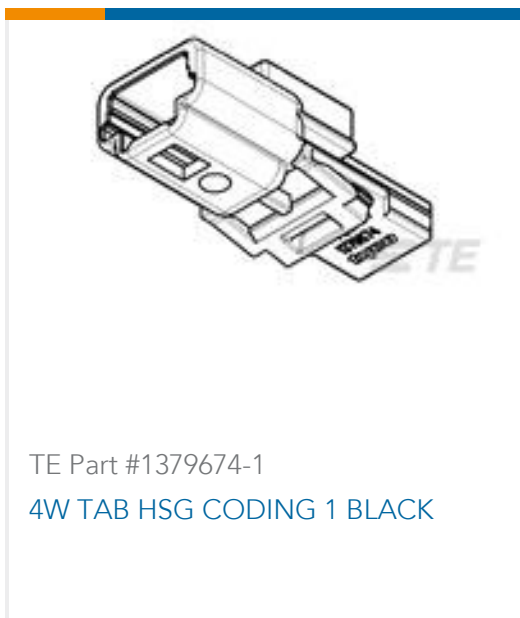
 <p>TE Part # CAT-M4595-CH8172 MCON, CONNECTOR HOUSING</p>	 <p>TE Part # 5-1579007-3 EXTRACTION TOOL</p>	 <p>TE Part # 967067-2 MQS EINZELLEITDICHT</p>	 <p>TE Part # CAT-M4595-T273 MCON, RECEPTACLE AND TAB</p>
 <p>TE Part # 3-1579028-8 EXTRACTION TOOL</p>	 <p>TE Part # 967056-1 MQS BLINDSTOPFEN4MM</p>	 <p>TE Part # 967067-1 MQS SGL WIRE SEAL</p>	 <p>TE Part # 3-1579028-4 TOOL SECONDARY LOCK</p>



Also in the Series | MCON Interconnection System



Customers Also Bought





Documents

Product Drawings

[3POS, MCON 1.2 LL TAB SEALED COD A](#)

English

CAD Files

[3D PDF](#)

3D

Customer View Model

[ENG_CVM_CVM_1-1703494-1_B.2d_dxf.zip](#)

English

Customer View Model

[ENG_CVM_CVM_1-1703494-1_B.3d_igs.zip](#)

English

Customer View Model

[ENG_CVM_CVM_1-1703494-1_B.3d_stp.zip](#)

English

By downloading the CAD file I accept and agree to the [Terms and Conditions](#) of use.

Datasheets & Catalog Pages

[MCON Interconnection System](#)

English

Product Specifications

[Product Specification](#)

English

Product Environmental Compliance

[Product Compliance](#)

English

[Product Compliance](#)

English