

1-1534126-1 ✓ ACTIVE

AMP | LEAVYSEAL

TE Internal #: 1-1534126-1

Housing for Female Terminals, Wire-to-Wire, 15 Position, .197 in [5 mm] Centerline, Sealable, Black, Signal, Cable Mount (Free-Hanging), LEAVYSEAL

[View on TE.com >](#)



Connectors > Automotive Connectors > Connector Housings > LEAVYSEAL HOUSINGS



Connector & Housing Type: **Housing for Female Terminals**

Mating Tab Width: **2.8 mm [.11 in]**

Connector System: **Wire-to-Wire**

Number of Positions: **15**

Centerline (Pitch): **5 mm [.197 in]**

[All LEAVYSEAL HOUSINGS \(62\)](#)

Features

Product Type Features

| | |
|---------------------------|------------------------------|
| Connector & Housing Shape | Rectangular |
| Connector & Housing Type | Housing for Female Terminals |
| Connector System | Wire-to-Wire |
| Sealable | Yes |
| Hybrid Connector | No |
| Primary Locking Feature | On the Terminal |

Configuration Features

| | |
|---------------------|----|
| Number of Positions | 15 |
| Number of Rows | 3 |

Electrical Characteristics

| | |
|------------------------------|------------|
| Operating Voltage | 28 VDC |
| Nominal Voltage Architecture | 12 V, 24 V |

Body Features

| | |
|-----------------------|--------|
| Cable Exit Angle | 90° |
| Body Material | PBT GF |
| Primary Product Color | Black |



| | |
|----------------|---|
| Connector Code | A |
|----------------|---|

Contact Features

| | |
|--------------|-------|
| Contact Size | 2.8mm |
|--------------|-------|

| | |
|--------------|------------|
| Contact Type | Receptacle |
|--------------|------------|

| | |
|------------------|----------------|
| Mating Tab Width | 2.8 mm[.11 in] |
|------------------|----------------|

| | |
|------------------------------|------|
| Contact Current Rating (Max) | 40 A |
|------------------------------|------|

Mechanical Attachment

| | |
|------------------|---------|
| Mounting Feature | Without |
|------------------|---------|

| | |
|-----------------------------|-----|
| Terminal Position Assurance | Yes |
|-----------------------------|-----|

| | |
|---------------|------|
| Strain Relief | With |
|---------------|------|

| | |
|-----------------------|-------|
| Mating Alignment Type | Keyed |
|-----------------------|-------|

| | |
|------------------|------|
| Mating Alignment | With |
|------------------|------|

| | |
|-------------------------|----------------------------|
| Connector Mounting Type | Cable Mount (Free-Hanging) |
|-------------------------|----------------------------|

Housing Features

| | |
|--------------------|---------------|
| Centerline (Pitch) | 5 mm[.197 in] |
|--------------------|---------------|

Dimensions

| | |
|---------------|----------------|
| Product Width | 40 mm[1.57 in] |
|---------------|----------------|

| | |
|----------------|-------------------|
| Product Length | 59.2 mm[2.331 in] |
|----------------|-------------------|

| | |
|----------------|-------------------|
| Product Height | 37.9 mm[1.492 in] |
|----------------|-------------------|

| | |
|--------------------|-----------------|
| Row-to-Row Spacing | 6.9 mm[.272 in] |
|--------------------|-----------------|

Usage Conditions

| | |
|-----------------------------|---|
| Operating Temperature (Max) | 70 °C, 75 °C, 80 °C, 85 °C, 90 °C, 100 °C, 105 °C, 110 °C, 120 °C[158 °F][167 °F][176 °F][185 °F][194 °F][212 °F][221 °F][230 °F][248 °F] |
|-----------------------------|---|

| | |
|-----------------------------|----------------------------|
| Operating Temperature Range | -40 – 120 °C[-40 – 248 °F] |
|-----------------------------|----------------------------|

Operation/Application

| | |
|---------------------|--------|
| Circuit Application | Signal |
|---------------------|--------|

Industry Standards

| | |
|----------------------|--------------|
| Degree of Protection | IP67, IP6K9K |
|----------------------|--------------|

| | |
|------------------------|---------|
| UL Flammability Rating | UL 94HB |
|------------------------|---------|

Packaging Features

| | |
|--------------------|-----|
| Packaging Quantity | 440 |
|--------------------|-----|

| | |
|------------------|-----|
| Packaging Method | Box |
|------------------|-----|

Other

| | |
|--------------------------------------|-----|
| Serviceable | Yes |
| Connector Position Assurance Capable | No |

Product Compliance

[For compliance documentation, visit the product page on TE.com>](#)

| | |
|---|---|
| EU RoHS Directive 2011/65/EU | Compliant |
| EU ELV Directive 2000/53/EC | Compliant |
| China RoHS 2 Directive MIIT Order No 32, 2016 | No Restricted Materials Above Threshold |
| EU REACH Regulation (EC) No. 1907/2006 | Current ECHA Candidate List: JAN 2022 (223) Candidate List Declared Against: JAN 2022 (223) Does not contain REACH SVHC |
| Halogen Content | BFR/CFR/PVC Free, but Br/Cl >900 ppm in other sources. |
| Solder Process Capability | Not applicable for solder process capability |

Product Compliance Disclaimer

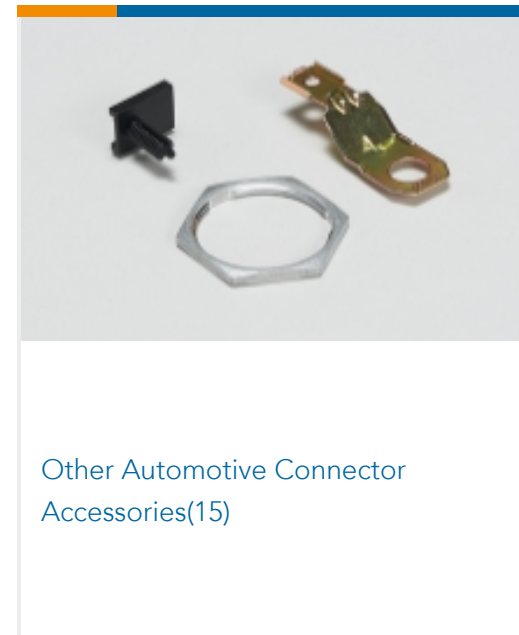
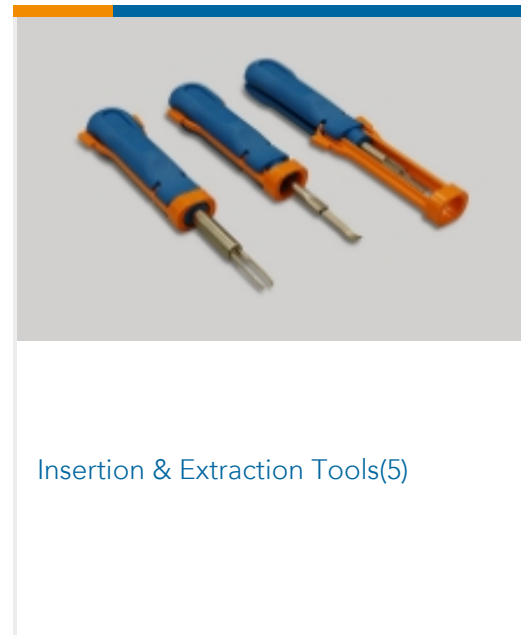
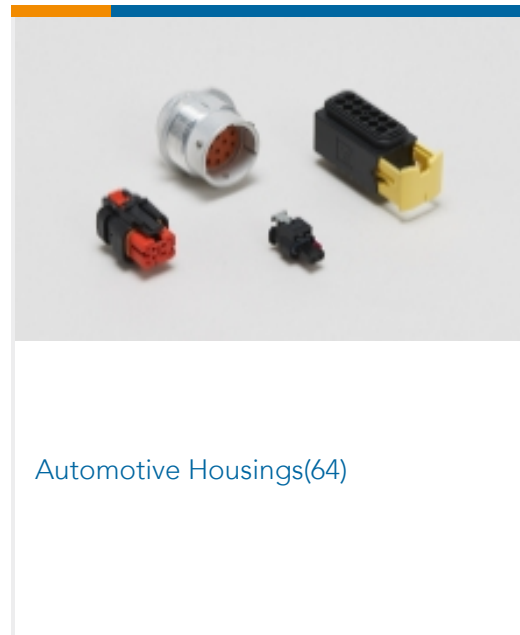
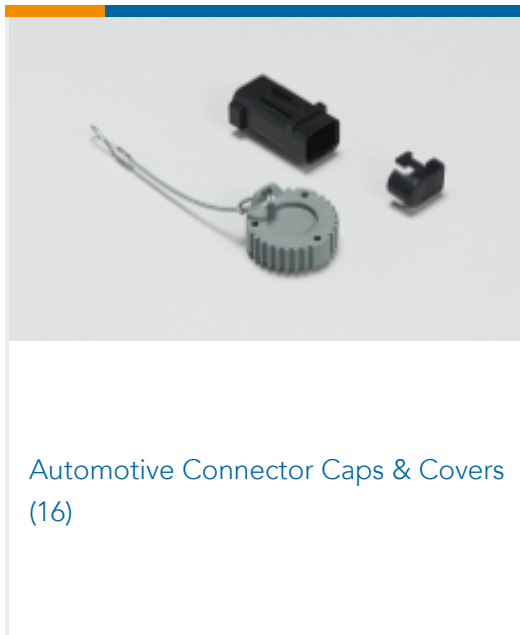
This information is provided based on reasonable inquiry of our suppliers and represents our current actual knowledge based on the information they provided. This information is subject to change. The part numbers that TE has identified as EU RoHS compliant have a maximum concentration of 0.1% by weight in homogenous materials for lead, hexavalent chromium, mercury, PBB, PBDE, DBP, BBP, DEHP, DIBP, and 0.01% for cadmium, or qualify for an exemption to these limits as defined in the Annexes of Directive 2011/65/EU (RoHS2). Finished electrical and electronic equipment products will be CE marked as required by Directive 2011/65/EU. Components may not be CE marked. Additionally, the part numbers that TE has identified as EU ELV compliant have a maximum concentration of 0.1% by weight in homogenous materials for lead, hexavalent chromium, and mercury, and 0.01% for cadmium, or qualify for an exemption to these limits as defined in the Annexes of Directive 2000/53/EC (ELV). Regarding the REACH Regulation, the information TE provides on SVHC in articles for this part number is based on the latest European Chemicals Agency (ECHA) 'Guidance on requirements for substances in articles' posted at this URL: <https://echa.europa.eu/guidance-documents/guidance-on-reach>

Compatible Parts






Also in the Series | LEAVYSEAL



Customers Also Bought





Documents

Product Drawings

[AMP MCP 2.8 SOCKET HSG.,15POS.ASSY](#)

English

CAD Files

Customer View Model

[ENG_CVM_CVM_1-1534126-1_B.2d_dxf.zip](#)

English

[3D PDF](#)

3D

Customer View Model

[ENG_CVM_CVM_1-1534126-1_B.3d_igs.zip](#)

English

Customer View Model

[ENG_CVM_CVM_1-1534126-1_B.3d_stp.zip](#)

English

By downloading the CAD file I accept and agree to the [Terms and Conditions](#) of use.

Datasheets & Catalog Pages

[ICT Terminals and Connectors Catalogue](#)

English

[CONNECTOR SELECTOR](#)

English

Product Specifications

[Application Specification](#)

German