

1-1418362-1 ✓ ACTIVE

AMP | LEAVYSEAL

TE Internal #: 1-1418362-1

PCB Mount Header, Vertical, Wire-to-Board, 62 Position, .157 in / .

197 in [5 mm / 4 mm] Centerline, Fully Shrouded, Silver (Ag),

LEAVYSEAL

[View on TE.com >](#)



Connectors > PCB Connectors > PCB Headers & Receptacles > LEAVYSEAL HEADERS



Connector System: **Wire-to-Board**

Number of Positions: **62**

Centerline (Pitch): **4 mm, 5 mm [.157 in, .197 in]**

Sealable: **Yes**

PCB Mount Orientation: **Vertical**

[All LEAVYSEAL HEADERS \(13\)](#)

Features

Product Type Features

| | |
|-----------------------------------|-----------------------|
| Hybrid Header | No |
| Connector & Housing Shape | Rectangular |
| PCB Connector Assembly Type | PCB Mount Header |
| Header Type | Fully Shrouded |
| Connector System | Wire-to-Board |
| Sealable | Yes |
| Connector & Contact Terminates To | Printed Circuit Board |

Configuration Features

| | |
|-----------------------|----------|
| Number of Sections | 1 |
| Number of Positions | 62 |
| PCB Mount Orientation | Vertical |
| Number of Rows | 3, 4 |

Electrical Characteristics

| | |
|----------------------|--------|
| Voltage Rating (Max) | 36 VDC |
|----------------------|--------|

Body Features

| | |
|-----------------------|-------|
| Primary Product Color | Black |
|-----------------------|-------|



| | |
|----------------|---|
| Connector Code | A |
|----------------|---|

Contact Features

| | |
|--------------------------------------|----------------------------------|
| Contact Size | 1.5mm, 2.8mm |
| Contact Type | Tab |
| Mating Tab Width | 1.5 mm, 2.8 mm [.059 in][.11 in] |
| Mating Tab Thickness | .6 mm, .8 mm [.025 in][.031 in] |
| Contact Mating Area Plating Material | Silver (Ag) |

Termination Features

| | |
|---|-----------------------|
| Termination Method to Printed Circuit Board | Through Hole - Solder |
|---|-----------------------|

Mechanical Attachment

| | |
|-------------------------|-------------------|
| Mounting Holes | With |
| Mating Alignment Type | Keyed |
| Mating Retention | With |
| Mating Alignment | With |
| PCB Mount Alignment | With |
| PCB Mount Retention | Without |
| Mating Retention Type | Locking Interface |
| Connector Mounting Type | Board Mount |

Housing Features

| | |
|--------------------|-------------------------------|
| Centerline (Pitch) | 4 mm, 5 mm [.157 in][.197 in] |
|--------------------|-------------------------------|

Dimensions

| | |
|-------------------------|--------------------|
| Connector Length | 132 mm [5.196 in] |
| Profile Height from PCB | 36.3 mm [1.429 in] |

Usage Conditions

| | |
|-----------------------------|---|
| Operating Temperature (Max) | 65 °C, 70 °C, 75 °C, 80 °C, 85 °C, 90 °C, 100 °C, 105 °C, 110 °C, 120 °C, 125 °C, 130 °C, 140 °C [149 °F][158 °F][167 °F][176 °F][185 °F][194 °F][212 °F][221 °F][230 °F][248 °F][257 °F][266 °F][284 °F] |
| Operating Temperature Range | -40 – 140 °C [-40 – 284 °F] |

Operation/Application

| | |
|---------------------|--------|
| Circuit Application | Signal |
|---------------------|--------|

Industry Standards



| | |
|------------------------|---------|
| Degree of Protection | IP67 |
| UL Flammability Rating | UL 94HB |

Packaging Features

| | |
|--------------------|------|
| Packaging Type | Tray |
| Packaging Quantity | 6 |

Product Compliance


[For compliance documentation, visit the product page on TE.com>](#)

| | |
|---|---|
| EU RoHS Directive 2011/65/EU | Compliant |
| EU ELV Directive 2000/53/EC | Compliant |
| China RoHS 2 Directive MIIT Order No 32, 2016 | No Restricted Materials Above Threshold |
| EU REACH Regulation (EC) No. 1907/2006 | Current ECHA Candidate List: JAN 2022 (223) Candidate List Declared Against: JAN 2022 (223) Does not contain REACH SVHC |
| Halogen Content | Low Halogen - Br, Cl, F, I < 900 ppm per homogenous material. Also BFR/CFR/PVC Free |
| Solder Process Capability | Not applicable for solder process capability |

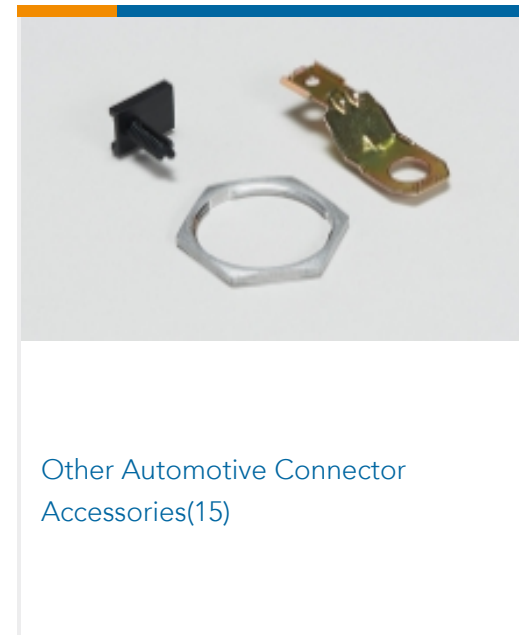
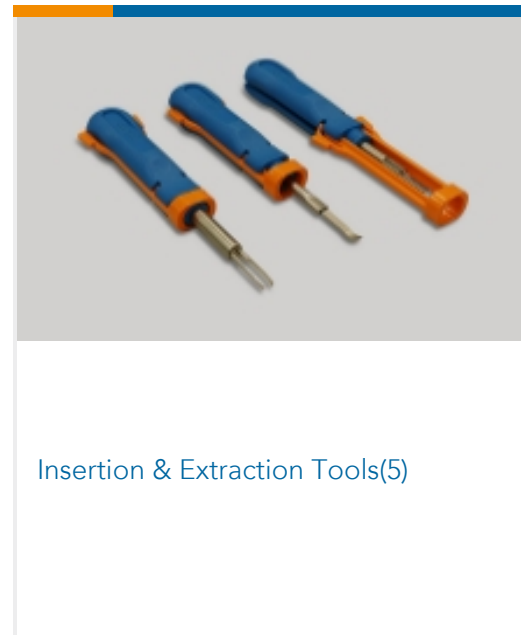
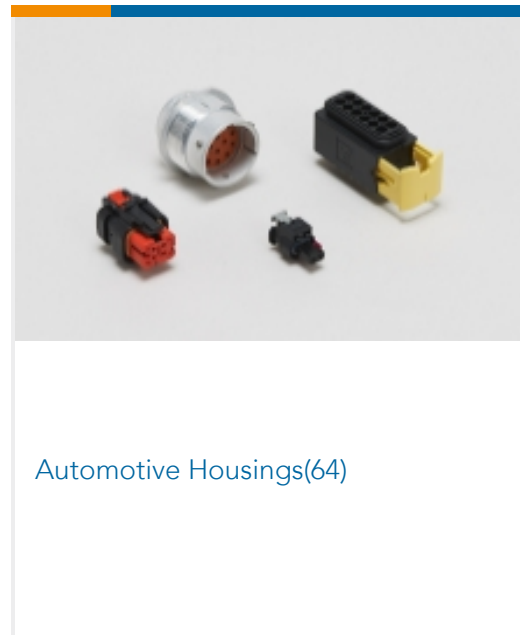
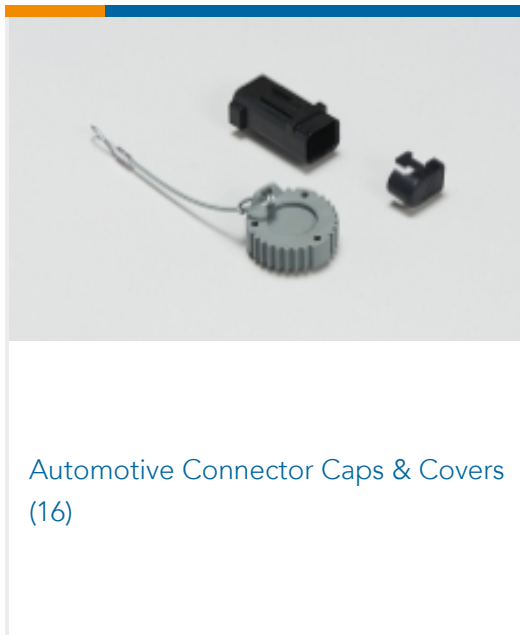
Product Compliance Disclaimer

This information is provided based on reasonable inquiry of our suppliers and represents our current actual knowledge based on the information they provided. This information is subject to change. The part numbers that TE has identified as EU RoHS compliant have a maximum concentration of 0.1% by weight in homogenous materials for lead, hexavalent chromium, mercury, PBB, PBDE, DBP, BBP, DEHP, DIBP, and 0.01% for cadmium, or qualify for an exemption to these limits as defined in the Annexes of Directive 2011/65/EU (RoHS2). Finished electrical and electronic equipment products will be CE marked as required by Directive 2011/65/EU. Components may not be CE marked. Additionally, the part numbers that TE has identified as EU ELV compliant have a maximum concentration of 0.1% by weight in homogenous materials for lead, hexavalent chromium, and mercury, and 0.01% for cadmium, or qualify for an exemption to these limits as defined in the Annexes of Directive 2000/53/EC (ELV). Regarding the REACH Regulation, the information TE provides on SVHC in articles for this part number is based on the latest European Chemicals Agency (ECHA) 'Guidance on requirements for substances in articles' posted at this URL: <https://echa.europa.eu/guidance-documents/guidance-on-reach>

Compatible Parts

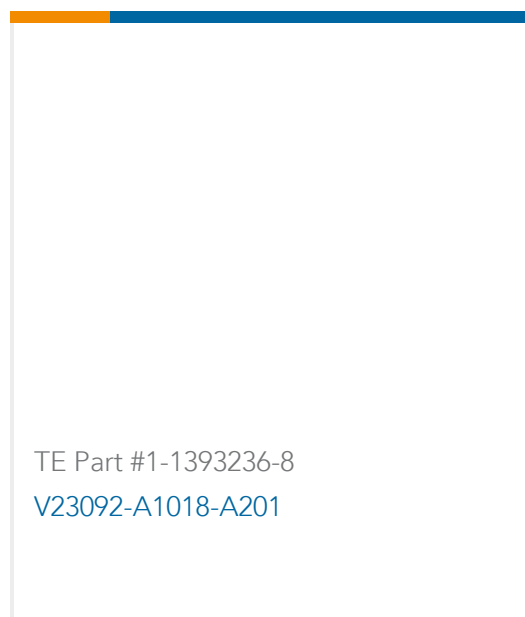


Also in the Series | LEAVYSEAL



Customers Also Bought





Documents

Product Drawings

[62 POS MIXED HEADER CODA](#)

English

CAD Files

[3D PDF](#)

3D

Customer View Model

[ENG_CVM_CVM_1-1418362-1_C.2d_dxf.zip](#)

English

Customer View Model

[ENG_CVM_CVM_1-1418362-1_C.3d_igs.zip](#)

English

Customer View Model

[ENG_CVM_CVM_1-1418362-1_C.3d_stp.zip](#)

English

By downloading the CAD file I accept and agree to the [Terms and Conditions](#) of use.

Datasheets & Catalog Pages

[ICT Terminals and Connectors Catalogue](#)

English

Product Specifications

[Application Specification](#)

German

Agency Approvals

[UL](#)

English