



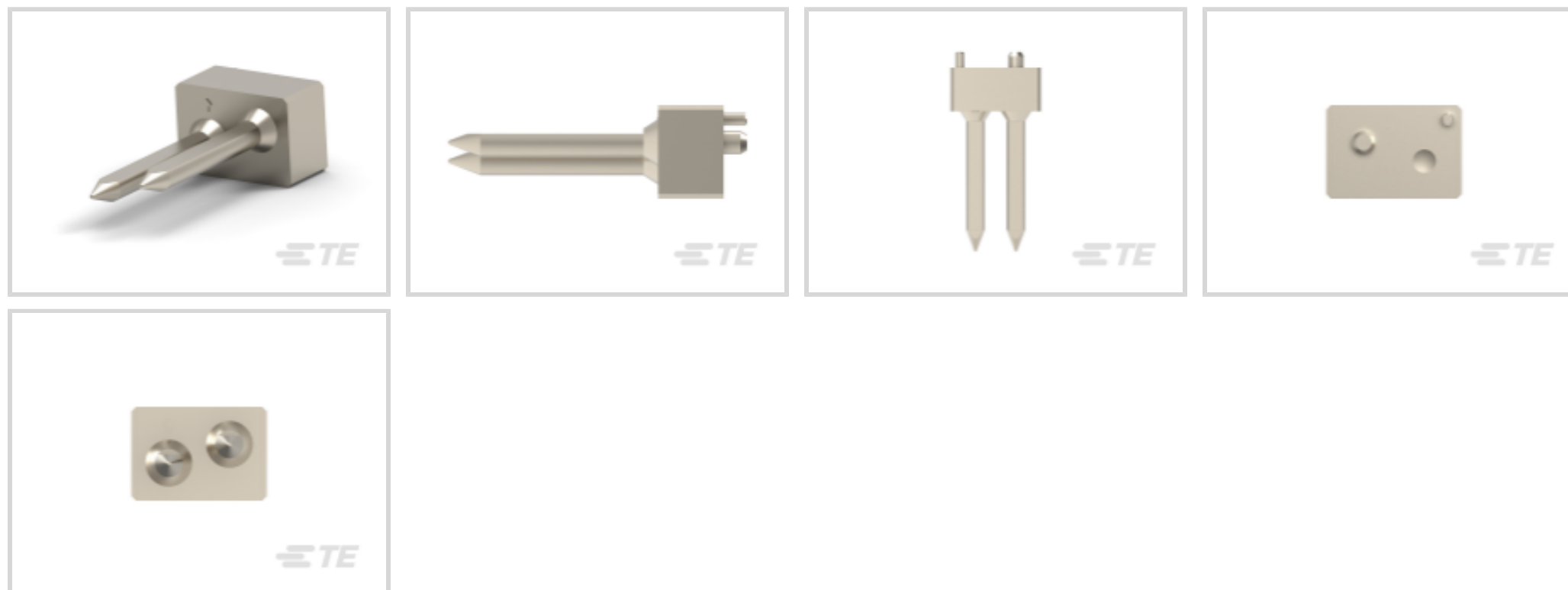
ATCA

TE Internal #: 1-1469387-1

Backplane Guide Hardware, Guide Pin Module, Board-to-Board, 1 Position, Printed Circuit Board, Board Mount, -55 – 105 °C [-67 – 221 °F], ATCA

[View on TE.com >](#)

Connectors > PCB Connectors > Backplane Connectors > Backplane Guide Hardware



Backplane Guide Hardware Type: **Guide Pin Module**

Backplane Guide Location: **Backplane**

Connector System: **Board-to-Board**

Number of Positions: **1**

Connector & Contact Terminates To: **Printed Circuit Board**

Features

Product Type Features

ATCA Module Code	A1
Backplane Guide Hardware Type	Guide Pin Module
Connector System	Board-to-Board
Connector & Contact Terminates To	Printed Circuit Board

Configuration Features

Keying & Polarized Position Locations	1, 1
PCB Mount Orientation	Vertical
Backplane Guide Location	Backplane
Number of Positions	1

Body Features

Guide Component Plating Material	Nickel
Guide Component Base Material	Zinc Alloy

Contact Features

Contact Mating Area Plating Material	Nickel
--------------------------------------	--------



Contact Current Rating (Max)	1 A
------------------------------	-----

Mechanical Attachment

Guide Hardware	Without
Connector Mounting Type	Board Mount

Usage Conditions

Operating Temperature Range	-55 – 105 °C[-67 – 221 °F]
-----------------------------	----------------------------

Packaging Features

Packaging Quantity	20
Packaging Method	Box

Other

Comment	Hardware not supplied.
---------	------------------------

Product Compliance

[For compliance documentation, visit the product page on TE.com>](#)

EU RoHS Directive 2011/65/EU	Compliant
EU ELV Directive 2000/53/EC	Compliant
China RoHS 2 Directive MIIT Order No 32, 2016	No Restricted Materials Above Threshold
EU REACH Regulation (EC) No. 1907/2006	Current ECHA Candidate List: JAN 2022 (223) Candidate List Declared Against: JAN 2022 (223) Does not contain REACH SVHC
Halogen Content	Low Halogen - Br, Cl, F, I < 900 ppm per homogenous material. Also BFR/CFR/PVC Free
Solder Process Capability	Not applicable for solder process capability

Product Compliance Disclaimer


This information is provided based on reasonable inquiry of our suppliers and represents our current actual knowledge based on the information they provided. This information is subject to change. The part numbers that TE has identified as EU RoHS compliant have a maximum concentration of 0.1% by weight in homogenous materials for lead, hexavalent chromium, mercury, PBB, PBDE, DBP, BBP, DEHP, DIBP, and 0.01% for cadmium, or qualify for an exemption to these limits as defined in the Annexes of Directive 2011/65/EU (RoHS2). Finished electrical and electronic equipment products will be CE marked as required by Directive 2011/65/EU. Components may not be CE marked. Additionally, the part numbers that TE has identified as EU ELV compliant have a maximum concentration of 0.1% by weight in homogenous materials for lead, hexavalent chromium, and mercury, and 0.01% for cadmium, or qualify for an exemption to these limits as defined in the Annexes of Directive 2000/53/EC (ELV). Regarding the REACH Regulation, the information TE provides on SVHC in articles for this part number is based on the latest European Chemicals Agency (ECHA) 'Guidance on requirements for substances in articles' posted at this URL: <https://echa.europa.eu/guidance-documents/guidance-on-reach>

Compatible Parts



TE Part # 1-1469373-1
ATCA GUIDE MODULE RA FEMALE

Also in the Series | ATCA



Backplane Guide Hardware(4)

Customers Also Bought



TE Part #3-1469387-7
ATCA GUIDE MODULE VERT SHORT



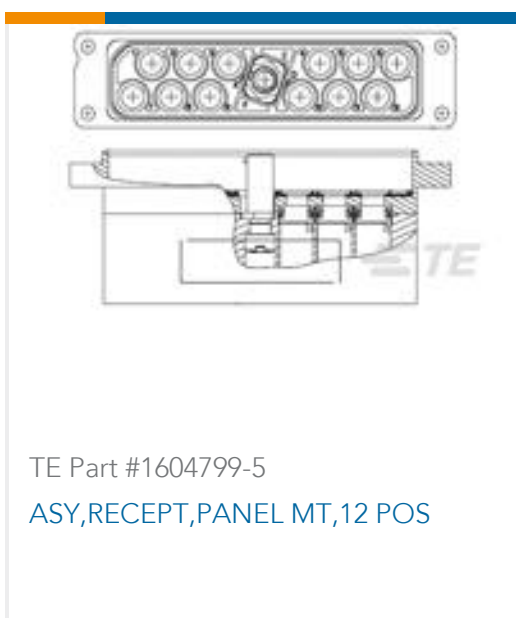
TE Part #2170330-1
HMZD+,4PAIRS,10COLS,VERTICAL,
ASSEMBLY



TE Part #1735539-2
Slimline SATA Receptacle, Vertical,
SMT



TE Part #2176331-8
CRGP 2512 39R 1%



TE Part #1604799-5
ASY,RECEPT,PANEL MT,12 POS



TE Part #2313441-1
MULTIBEAM,VERT ASSY,VITA 62,
PRSSFIT



TE Part #2332795-1
Multibeam, Vrt Assy, VITA 62, Press



TE Part #6469002-2
HM-ZD 4PR HDR 80P 3.7MM



Documents

Product Drawings

[ATCA GUIDE MODULE VERT SHORT](#)

English

CAD Files

[3D PDF](#)

3D

[Customer View Model](#)

[ENG_CVM_CVM_1-1469387-1_A.2d_dxf.zip](#)

English

[Customer View Model](#)

[ENG_CVM_CVM_1-1469387-1_A.3d_igs.zip](#)

English

[Customer View Model](#)

[ENG_CVM_CVM_1-1469387-1_A.3d_stp.zip](#)

English

By downloading the CAD file I accept and agree to the [Terms and Conditions](#) of use.

Datasheets & Catalog Pages

[High Speed Backplane Connectors catalog - Z-PACK HM-Zd Connector](#)

English

[POWER_CONNECTORS_CATALOG_SEC01_BOARD_TO_BOARD](#)

English

[The Complete Solution for AdvancedTCA](#)

English

[Solutions for AdvancedTCA, AdvancedTCA 300, MicroTCA, and AdvancedMC Standards Datasheet 3-1773445-8](#)

English

Product Specifications

[Application Specification](#)

English

Product Environmental Compliance

[MD_1-1469387-1_052120181325_dmtec](#)

English

[MD_1-1469387-1_052120181325_dmtec](#)



English