



Dynamic Series | Dynamic 2000 Series

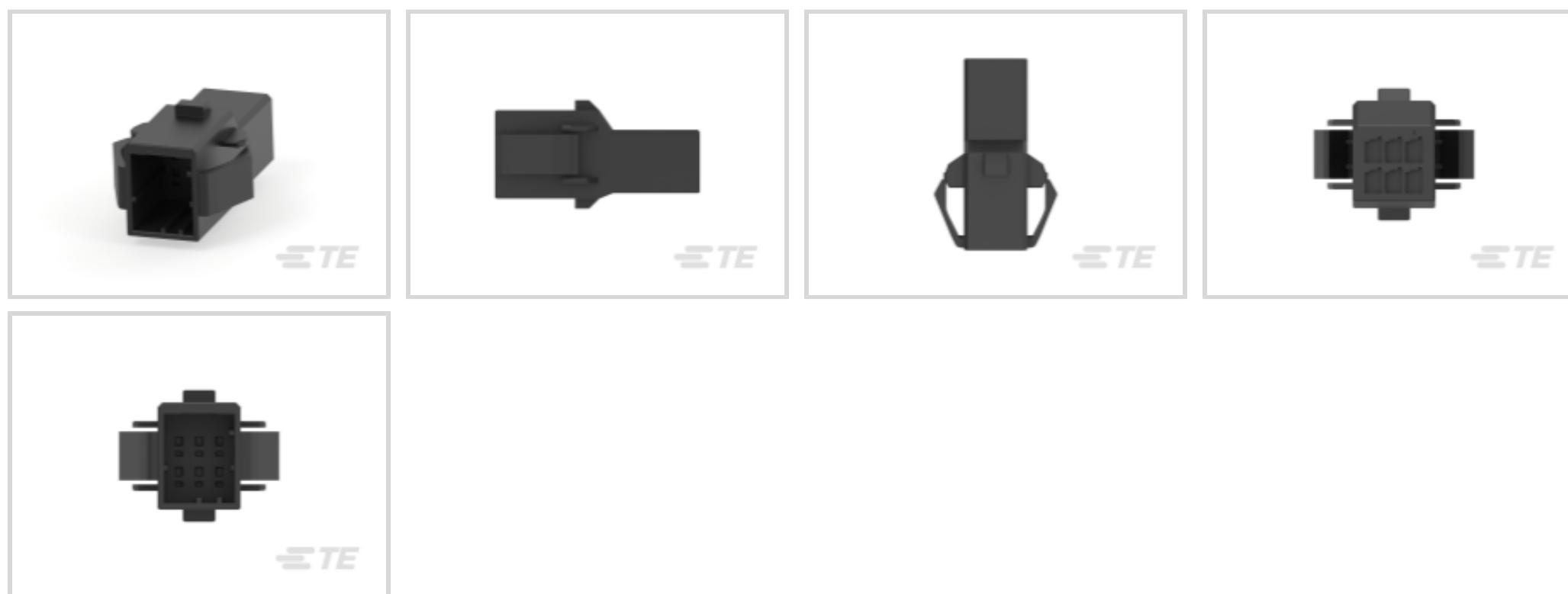
TE Internal #: 1-1318114-3

Housing, Housing for Male Terminals, Wire-to-Wire, 6 Position, 2.5 mm [.098 in] Centerline, Crimp, 2 Row, Black, Mating Retention, Dynamic 2000 Series

[View on TE.com >](#)

Connectors > PCB Connectors > Wire-to-Board Connectors > Wire-to-Board Connector Assemblies & Housings >

Receptacle and Tab Housing: 2.5 mm pitch, 250V



Connector Product Type: **Housing**

Connector & Housing Type: **Housing for Male Terminals**

Connector System: **Wire-to-Wire**

Number of Positions: **6**

Centerline (Pitch): **2.5 mm [.098 in]**

[All Receptacle and Tab Housing: 2.5 mm pitch, 250V \(54\)](#)

Features

Product Type Features

Connector Product Type	Housing
Connector & Housing Type	Housing for Male Terminals
Connector System	Wire-to-Wire
Sealable	No
Connector & Contact Terminates To	Wire & Cable

Configuration Features

Number of Positions	6
Number of Rows	2

Termination Features

Termination Method to Wire & Cable	Crimp
------------------------------------	-------

Mechanical Attachment

--	--

Mating Retention	With
Connector Mounting Type	Panel Mount

Housing Features

Centerline (Pitch)	2.5 mm [.098 in]
Housing Color	Black

Dimensions

Row-to-Row Spacing	3.75 mm [.147 in]
--------------------	-------------------

Usage Conditions

Operating Temperature Range	-55 – 105 °C [-67 – 221 °F]
-----------------------------	-----------------------------

Operation/Application

Circuit Application	Signal
---------------------	--------

Product Compliance

[For compliance documentation, visit the product page on TE.com>](#)

EU RoHS Directive 2011/65/EU	Compliant
EU ELV Directive 2000/53/EC	Compliant
China RoHS 2 Directive MIIT Order No 32, 2016	No Restricted Materials Above Threshold
EU REACH Regulation (EC) No. 1907/2006	Current ECHA Candidate List: JAN 2022 (223) Candidate List Declared Against: JAN 2022 (223) Does not contain REACH SVHC
Halogen Content	Not Low Halogen - contains Br or Cl > 900 ppm.
Solder Process Capability	Not applicable for solder process capability

Product Compliance Disclaimer

This information is provided based on reasonable inquiry of our suppliers and represents our current actual knowledge based on the information they provided. This information is subject to change. The part numbers that TE has identified as EU RoHS compliant have a maximum concentration of 0.1% by weight in homogenous materials for lead, hexavalent chromium, mercury, PBB, PBDE, DBP, BBP, DEHP, DIBP, and 0.01% for cadmium, or qualify for an exemption to these limits as defined in the Annexes of Directive 2011/65/EU (RoHS2). Finished electrical and electronic equipment products will be CE marked as required by Directive 2011/65/EU. Components may not be CE marked. Additionally, the part numbers that TE has identified as EU ELV compliant have a maximum concentration of 0.1% by weight in homogenous materials for lead, hexavalent chromium, and mercury, and 0.01% for cadmium, or qualify for an exemption to these limits as defined in the Annexes of Directive 2000/53/EC (ELV). Regarding the REACH Regulation, the information TE provides on SVHC in articles for this part number is based on the latest European Chemicals Agency (ECHA) 'Guidance on requirements for substances in articles' posted at this URL: <https://echa.europa.eu/guidance-documents/guidance-on-reach>

Compatible Parts




Also in the Series | Dynamic 2000 Series




Insertion & Extraction Tools(1)




PCB Connector Mounting(4)



PCB Headers & Receptacles(44)



PCB Terminal Blocks(23)




Wire-to-Board Connector Assemblies & Housings(54)



Wire-to-Board Connector Contacts(10)

Customers Also Bought

TE Part #2-1318114-6
Receptacle and Tab Housing: 2.5 mm pitch, 250VTE Part #2134318-1
LUMAWISE LED HOLDER, TYPE LUMIPACK N1TE Part #1-2213678-3
Z35 MINI LED HOLDER 12*15MM PH, NO TAPETE Part #2213718-1
LUMAWISE LED HOLDER, TYPE LUMIPACK N1

Documents

Product Drawings

DYNAMIC D-2100 TAB HSG 6P P/M

English

CAD Files



3D PDF

3D

Customer View Model

[ENG_CVM_CVM_1-1318114-3_K.2d_dxf.zip](#)

English

Customer View Model

[ENG_CVM_CVM_1-1318114-3_K.3d_igs.zip](#)

English

Customer View Model

[ENG_CVM_CVM_1-1318114-3_K.3d_stp.zip](#)

English

By downloading the CAD file I accept and agree to the [Terms and Conditions](#) of use.

Datasheets & Catalog Pages

[1-1773732-4_DYNAMIC_SERIES_CATALOG_ENGLISH](#)

Japanese

[1-1773732-4_DYNAMIC_SERIES_CATALOG_ENGLISH](#)

English

Product Specifications

[Dynamic Connector D-2000 Series](#)

Japanese

[Application Specification](#)

Japanese

Product Environmental Compliance

[MD_1-1318114-3_09112018252_dmtec](#)

English

[MD_1-1318114-3_09112018252_dmtec](#)

English

Agency Approvals

[TUV Certificate](#)

English

[TUV Certificate](#)

English