



DEUTSCH | DEUTSCH Common Contact

TE Internal #: 0462-004-1631

Automotive Terminals, Socket, Pin Diameter .063 in [1.59 mm], 20 – 16 AWG Wire Size, .5 – 1.3 mm² Wire Size, DEUTSCH Common Contact

[View on TE.com >](#)

Terminals & Splices > Automotive Terminals > DEUTSCH SOLID CONTACTS



Terminal Type: **Socket**

Mating Pin Diameter: 1.59 mm [.063 in]

Terminal Transmits: 0 – 24 A (Low Power)

Wire Size: .5 – 1.3 mm²

[All DEUTSCH SOLID CONTACTS \(44\)](#)

Features

Product Type Features

Sealable	No
Primary Locking Feature	On the Terminal

Contact Features

Contact Size	Size 16
Contact Fabrication	Screw Machine
Typical Current Rating	13 A
Crimp Type	Indent
Terminal Type	Socket
Mating Pin Diameter	1.59 mm [.063 in]
Interface Plating	Palladium Nickel (PdNi)
Contact Termination Area Plating Material	Palladium Nickel (PdNi)

Termination Features

Termination Method to Wire & Cable	Crimp
Product Terminates To	Wire

Dimensions

Wire Size	.5 – 1.3 mm ²
Wire Size Search	16 AWG, 17 AWG, 18 AWG, 19 AWG, 20 AWG



Usage Conditions

Insulation Option	Uninsulated
Operating Temperature (Max)	80 °C, 85 °C, 90 °C, 100 °C, 105 °C, 110 °C, 120 °C, 125 °C[176 °F][185 °F][194 °F][212 °F][221 °F][230 °F][248 °F][257 °F]
Operating Temperature Range	-55 – 125 °C[-67 – 257 °F]

Operation/Application

Compatible With Wire Base Material	Copper
------------------------------------	--------

Packaging Features

Packaging Method	Carton
Packaging Quantity	2500

Other

Customer Preferred Contact	Yes
Terminal Transmits	0 – 24 A (Low Power)

Product Compliance

[For compliance documentation, visit the product page on TE.com>](#)

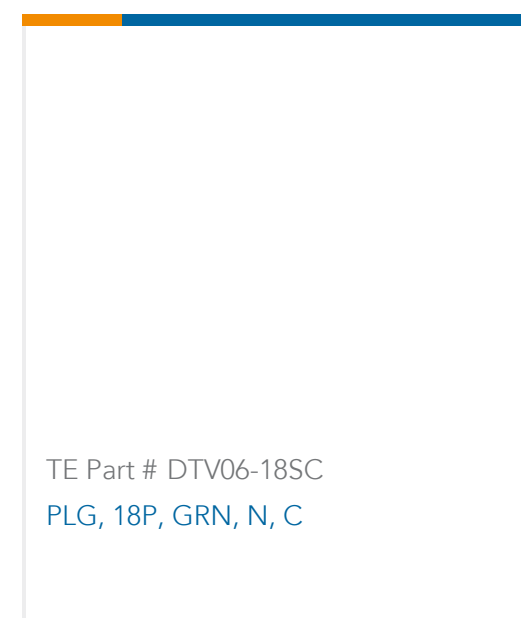

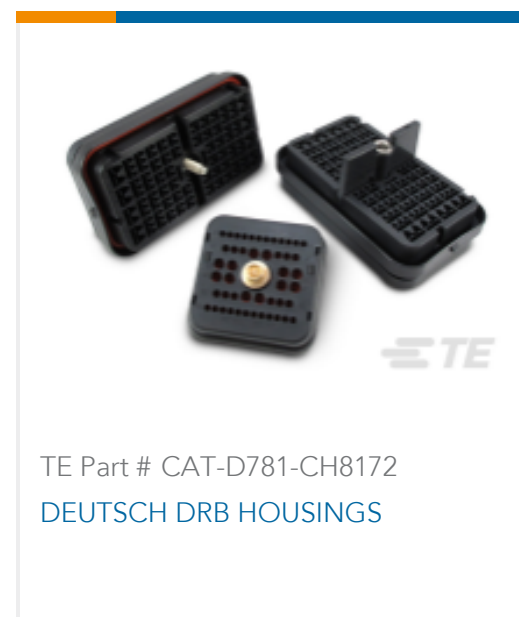
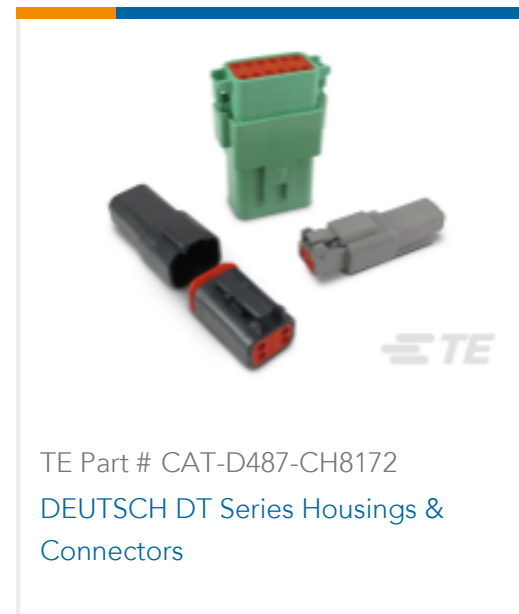
EU RoHS Directive 2011/65/EU	Compliant with Exemptions
EU ELV Directive 2000/53/EC	Compliant with Exemptions
China RoHS 2 Directive MIIT Order No 32, 2016	Restricted Materials Above Threshold
EU REACH Regulation (EC) No. 1907/2006	Current ECHA Candidate List: JAN 2022 (223) Candidate List Declared Against: JAN 2022 (223) SVHC > Threshold: Pb (.7% in Component part) Article Safe Usage Statements: Do not eat, drink or smoke when using this product. Wash thoroughly after handling. Recycle if possible and dispose of the article by following all applicable governmental regulations relevant to your geographic location.
Halogen Content	Low Halogen - Br, Cl, F, I < 900 ppm per homogenous material. Also BFR/CFR/PVC Free
Solder Process Capability	Not reviewed for solder process capability



Product Compliance Disclaimer

This information is provided based on reasonable inquiry of our suppliers and represents our current actual knowledge based on the information they provided. This information is subject to change. The part numbers that TE has identified as EU RoHS compliant have a maximum concentration of 0.1% by weight in homogenous materials for lead, hexavalent chromium, mercury, PBB, PBDE, DBP, BBP, DEHP, DIBP, and 0.01% for cadmium, or qualify for an exemption to these limits as defined in the Annexes of Directive 2011/65/EU (RoHS2). Finished electrical and electronic equipment products

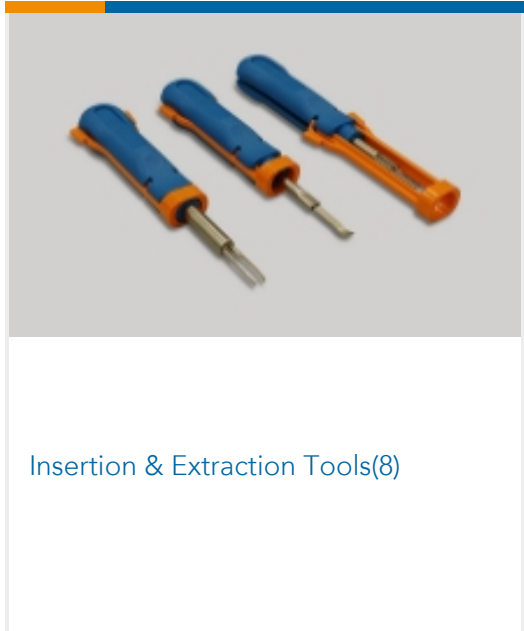
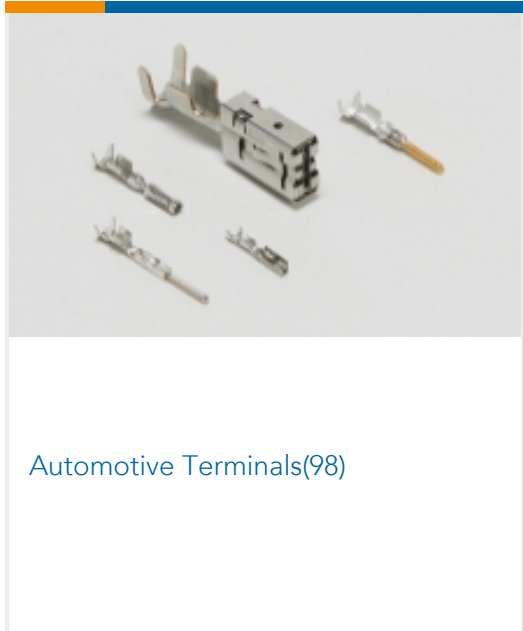
will be CE marked as required by Directive 2011/65/EU. Components may not be CE marked. Additionally, the part numbers that TE has identified as EU ELV compliant have a maximum concentration of 0.1% by weight in homogenous materials for lead, hexavalent chromium, and mercury, and 0.01% for cadmium, or qualify for an exemption to these limits as defined in the Annexes of Directive 2000/53/EC (ELV). Regarding the REACH Regulation, the information TE provides on SVHC in articles for this part number is based on the latest European Chemicals Agency (ECHA) 'Guidance on requirements for substances in articles' posted at this URL: <https://echa.europa.eu/guidance-documents/guidance-on-reach>

Compatible Parts





Also in the Series | **DEUTSCH Common Contact**



Customers Also Bought



Documents

Product Drawings

SOC, SOLID, SIZE 16,16-20AWG,PD/NI/AU

English

CAD Files

3D PDF

3D



Customer View Model

[ENG_CVM_CVM_0462-004-1631_99_c-0462-004-1631-99.2d_dxf.zip](#)

English

Customer View Model

[ENG_CVM_CVM_0462-004-1631_99_c-0462-004-1631-99.3d_igs.zip](#)

English

Customer View Model

[ENG_CVM_CVM_0462-004-1631_99_c-0462-004-1631-99.3d_stp.zip](#)

English

By downloading the CAD file I accept and agree to the [Terms and Conditions](#) of use.

Datasheets & Catalog Pages

[CONNECTOR SELECTOR](#)

English

Product Specifications

[Application Specification](#)

English