

DT06-4S-E008 ✓ ACTIVE

DEUTSCH | DEUTSCH DT

TE Internal #: DT06-4S-E008

Housing for Female Terminals, Wire-to-Wire, 4 Position, .175 in [4.45 mm] Centerline, Sealable, Gray, Wire & Cable, Power & Signal, DEUTSCH DT

[View on TE.com >](#)



Connectors > Automotive Connectors > Connector Housings > DEUTSCH DT Series Housings & Connectors



Connector & Housing Type: **Housing for Female Terminals**

Mating Pin Diameter: **1.59 mm [.063 in]**

Connector System: **Wire-to-Wire**

Number of Positions: **4**

Centerline (Pitch): **4.45 mm [.175 in]**

[All DEUTSCH DT Series Housings & Connectors \(461\)](#)

Features

Product Type Features

Connector & Housing Shape	Rectangular
Connector & Housing Type	Housing for Female Terminals
Connector System	Wire-to-Wire
Sealable	Yes
Hybrid Connector	No
Primary Locking Feature	Integrated in Housing
Connector & Contact Terminates To	Wire & Cable

Configuration Features

Blank Cavity Position	0
Connector Modification	Shrink Boot Adapter
Number of Positions	4
Number of Rows	2

Electrical Characteristics

Operating Voltage	250 VAC
Nominal Voltage Architecture	12 V, 24 V, 48 V

Body Features

Cable Exit Angle	180°
------------------	------



Body Material	PA GF
---------------	-------

Primary Product Color	Gray
-----------------------	------

Contact Features

Contact Type	Socket
--------------	--------

Mating Pin Diameter	1.59 mm[.063 in]
---------------------	------------------

Contact Current Rating (Max)	13 A
------------------------------	------

Mechanical Attachment

Mounting Feature	Without
------------------	---------

Terminal Position Assurance	Yes
-----------------------------	-----

Strain Relief	Add By Accessory
---------------	------------------

Mating Alignment Type	Polarized
-----------------------	-----------

Mating Alignment	With
------------------	------

Connector Mounting Type	Cable Mount (Free-Hanging)
-------------------------	----------------------------

Housing Features

Centerline (Pitch)	4.45 mm[.175 in]
--------------------	------------------

Dimensions

Product Width	20.88 mm[.814 in]
---------------	-------------------

Product Length	43.21 mm[1.701 in]
----------------	--------------------

Product Height	19.63 mm[.773 in]
----------------	-------------------

Row-to-Row Spacing	9.12 mm[.359 in]
--------------------	------------------

Accepts Wire Insulation Diameter Range	2.23 – 3.68 mm[.088 – .145 in]
----------------------------------------	--------------------------------

Usage Conditions

Operating Temperature (Max)	125 °C[257 °F]
-----------------------------	----------------

Operating Temperature Range	-55 – 125 °C[-67 – 257 °F]
-----------------------------	----------------------------

Operation/Application

Circuit Application	Power & Signal
---------------------	----------------

Industry Standards

Agency/Standard	SAE J2030
-----------------	-----------

Degree of Protection	IP68, IP6K9K
----------------------	--------------

UL Flammability Rating	12mm Flame Test per Standard UL-94
------------------------	------------------------------------

Packaging Features



Packaging Quantity	800
--------------------	-----

Packaging Method	Box
------------------	-----

Other

Serviceable	Yes
-------------	-----

Connector Position Assurance Capable	No
--------------------------------------	----

Product Compliance

[For compliance documentation, visit the product page on TE.com>](#)

EU RoHS Directive 2011/65/EU	Compliant
------------------------------	-----------

EU ELV Directive 2000/53/EC	Compliant
-----------------------------	-----------

China RoHS 2 Directive MIIT Order No 32, 2016	No Restricted Materials Above Threshold
-----------------------------------------------	-----------------------------------------

EU REACH Regulation (EC) No. 1907/2006	Current ECHA Candidate List: JAN 2022 (223) Candidate List Declared Against: JAN 2022 (223) Does not contain REACH SVHC
----------------------------------------	-------------------------------------------------------------------------------------------------------------------------------

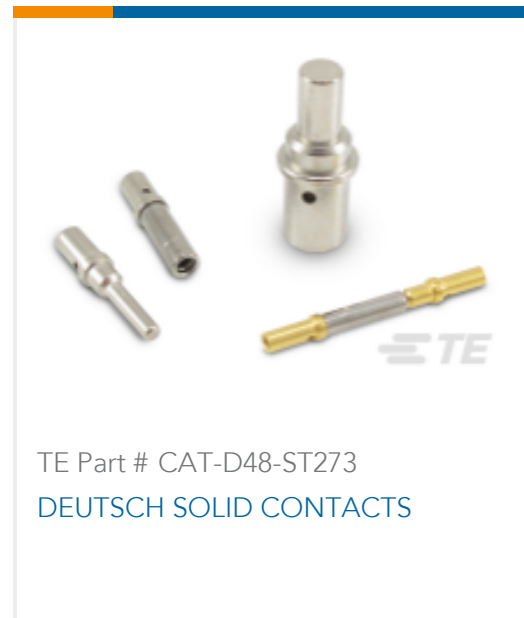
Halogen Content	Not Low Halogen - contains Br or Cl > 900 ppm.
-----------------	------------------------------------------------

Solder Process Capability	Not reviewed for solder process capability
---------------------------	--------------------------------------------


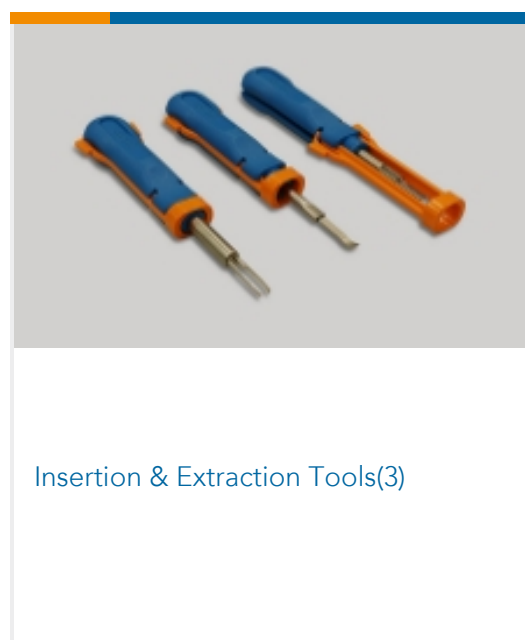
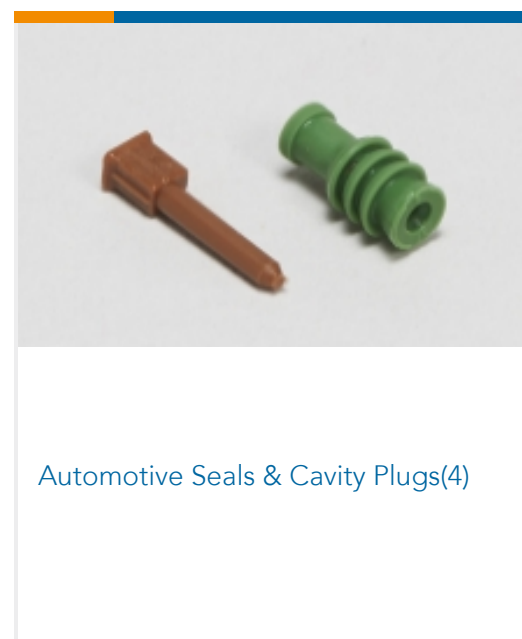
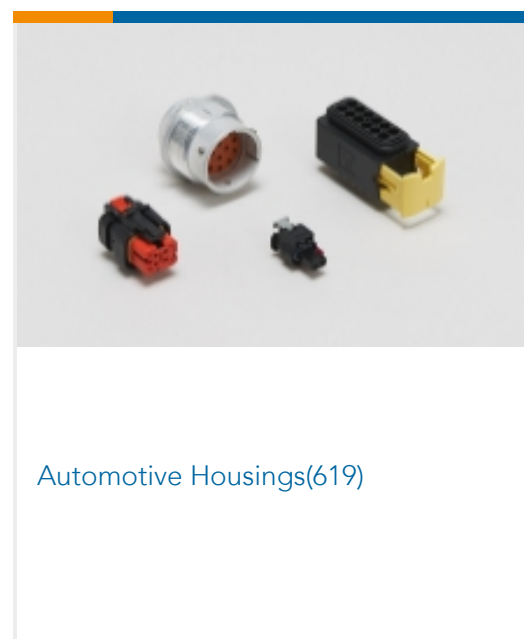
Product Compliance Disclaimer

This information is provided based on reasonable inquiry of our suppliers and represents our current actual knowledge based on the information they provided. This information is subject to change. The part numbers that TE has identified as EU RoHS compliant have a maximum concentration of 0.1% by weight in homogenous materials for lead, hexavalent chromium, mercury, PBB, PBDE, DBP, BBP, DEHP, DIBP, and 0.01% for cadmium, or qualify for an exemption to these limits as defined in the Annexes of Directive 2011/65/EU (RoHS2). Finished electrical and electronic equipment products will be CE marked as required by Directive 2011/65/EU. Components may not be CE marked. Additionally, the part numbers that TE has identified as EU ELV compliant have a maximum concentration of 0.1% by weight in homogenous materials for lead, hexavalent chromium, and mercury, and 0.01% for cadmium, or qualify for an exemption to these limits as defined in the Annexes of Directive 2000/53/EC (ELV). Regarding the REACH Regulation, the information TE provides on SVHC in articles for this part number is based on the latest European Chemicals Agency (ECHA) 'Guidance on requirements for substances in articles' posted at this URL: <https://echa.europa.eu/guidance-documents/guidance-on-reach>

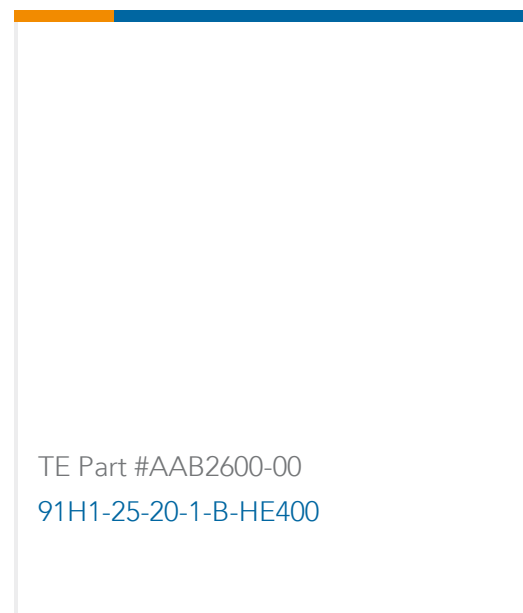
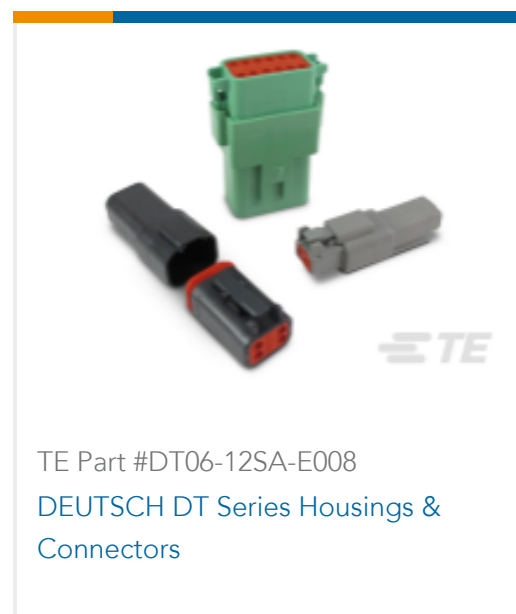
Compatible Parts



Also in the Series | **DEUTSCH DT**



Customers Also Bought



Documents

Product Drawings

PLG, 4P, GRY, N, XCAP

English

CAD Files

3D PDF

3D

Customer View Model

[ENG_CVM_CVM_DT06-4S-E008_A.2d_dxf.zip](#)

English

Customer View Model

[ENG_CVM_CVM_DT06-4S-E008_A.3d_igs.zip](#)

English

Customer View Model

[ENG_CVM_CVM_DT06-4S-E008_A.3d_stp.zip](#)

English

By downloading the CAD file I accept and agree to the [Terms and Conditions](#) of use.

Datasheets & Catalog Pages

ICT Terminals and Connectors Catalogue

English

CONNECTOR SELECTOR

English

Product Specifications

Application Specification

English



Product Environmental Compliance

Product Compliance

English

Product Compliance

English

Agency Approvals

UL Report

English