



DEUTSCH | DEUTSCH DT

TE Internal #: DT06-08SA-P012

Housing for Female Terminals, Wire-to-Wire, 8 Position, .359 in [9.12 mm] Centerline, Sealable, Gray, Wire & Cable, Power & Signal, DEUTSCH DT

[View on TE.com >](#)

Connectors > Automotive Connectors > Connector Housings > DEUTSCH DT Series Housings & Connectors



Connector & Housing Type: **Housing for Female Terminals**

Mating Pin Diameter: **1.59 mm [.063 in]**

Connector System: **Wire-to-Wire**

Number of Positions: **8**

Centerline (Pitch): **9.12 mm [.359 in]**

[All DEUTSCH DT Series Housings & Connectors \(461\)](#)

Features

Product Type Features

Connector & Housing Shape	Rectangular
Connector & Housing Type	Housing for Female Terminals
Connector System	Wire-to-Wire
Sealable	Yes
Hybrid Connector	No
Primary Locking Feature	Integrated in Housing
Connector & Contact Terminates To	Wire & Cable

Configuration Features

Blank Cavity Position	0
Connector Modification	Enhanced Seal Retention
Number of Positions	8
Number of Rows	2

Electrical Characteristics

Operating Voltage	250 VAC
Nominal Voltage Architecture	12 V, 24 V, 48 V

Body Features

Cable Exit Angle	180°
------------------	------



Body Material	PA GF
Primary Product Color	Gray
Connector Code	A

Contact Features

Contact Size	Size 16
Contact Type	Socket
Mating Pin Diameter	1.59 mm[.063 in]
Contact Current Rating (Max)	13 A

Mechanical Attachment

Mounting Feature	Without
Terminal Position Assurance	Yes
Strain Relief	Add By Accessory
Mating Alignment Type	Keyed
Mating Alignment	With
Connector Mounting Type	Cable Mount (Free-Hanging)

Housing Features

Centerline (Pitch)	9.12 mm[.359 in]
--------------------	------------------

Dimensions

Product Width	19.71 mm[.776 in]
Product Length	30.91 mm[1.217 in]
Product Height	37.21 mm[1.465 in]
Row-to-Row Spacing	4.45 mm[.175 in]
Accepts Wire Insulation Diameter Range	2.23 – 3.68 mm[.088 – .145 in]

Usage Conditions

Operating Temperature (Max)	125 °C[257 °F]
Operating Temperature Range	-55 – 125 °C[-67 – 257 °F]

Operation/Application

Circuit Application	Power & Signal
---------------------	----------------

Industry Standards

Agency/Standard	SAE J2030
Degree of Protection	IP68, IP6K9K
UL Flammability Rating	12mm Flame Test per Standard UL-94



Packaging Features

Packaging Quantity	500
Packaging Method	Box

Other

Serviceable	Yes
Connector Position Assurance Capable	No

Product Compliance

[For compliance documentation, visit the product page on TE.com>](#)

EU RoHS Directive 2011/65/EU	Compliant
EU ELV Directive 2000/53/EC	Compliant
China RoHS 2 Directive MIIT Order No 32, 2016	No Restricted Materials Above Threshold
EU REACH Regulation (EC) No. 1907/2006	Current ECHA Candidate List: JAN 2022 (223) Candidate List Declared Against: JAN 2022 (223) Does not contain REACH SVHC
Halogen Content	Not Low Halogen - contains Br or Cl > 900 ppm.
Solder Process Capability	Not reviewed for solder process capability


Product Compliance Disclaimer

This information is provided based on reasonable inquiry of our suppliers and represents our current actual knowledge based on the information they provided. This information is subject to change. The part numbers that TE has identified as EU RoHS compliant have a maximum concentration of 0.1% by weight in homogenous materials for lead, hexavalent chromium, mercury, PBB, PBDE, DBP, BBP, DEHP, DIBP, and 0.01% for cadmium, or qualify for an exemption to these limits as defined in the Annexes of Directive 2011/65/EU (RoHS2). Finished electrical and electronic equipment products will be CE marked as required by Directive 2011/65/EU. Components may not be CE marked. Additionally, the part numbers that TE has identified as EU ELV compliant have a maximum concentration of 0.1% by weight in homogenous materials for lead, hexavalent chromium, and mercury, and 0.01% for cadmium, or qualify for an exemption to these limits as defined in the Annexes of Directive 2000/53/EC (ELV). Regarding the REACH Regulation, the information TE provides on SVHC in articles for this part number is based on the latest European Chemicals Agency (ECHA) 'Guidance on requirements for substances in articles' posted at this URL: <https://echa.europa.eu/guidance-documents/guidance-on-reach>

Compatible Parts




TE Part # CAT-D48-SP729
DEUTSCH SEALING PLUGS



TE Part # CAT-D487-CH8172
DEUTSCH DT Series Housings & Connectors



TE Part # DT-RT1
EXT TOOL, FRONT RELEASE



TE Part # CAT-D487-H342
DEUTSCH DT HEADERS




TE Part # CAT-D48-SFT273
DEUTSCH STAMPED & FORMED CONTACTS



TE Part # CAT-D487-B128
DEUTSCH DT BACKSHELLS



TE Part # 1011-348-0805
DUST CAP, 8P, PLG, BLK, DT



TE Part # CAT-D48-ST273
DEUTSCH SOLID CONTACTS



TE Part # W8S-P012
WEDGE LOCK, 8P, PLG, GRN, SL RET, DT



TE Part # 776363-1
SEALING PLUG, SZ 16 CAVITY



TE Part # DT8S-BT-BK
BOOT, 8P, PLG, ST, BLK




TE Part # DT8S-BT
BOOT, 8P, PLG, ST, GRY


Also in the Series | **DEUTSCH DT**



Automotive Connector Caps & Covers (98)




Automotive Connector Locks & Position Assurance(73)




Automotive Housings(619)



Automotive Seals & Cavity Plugs(4)



Insertion & Extraction Tools(3)

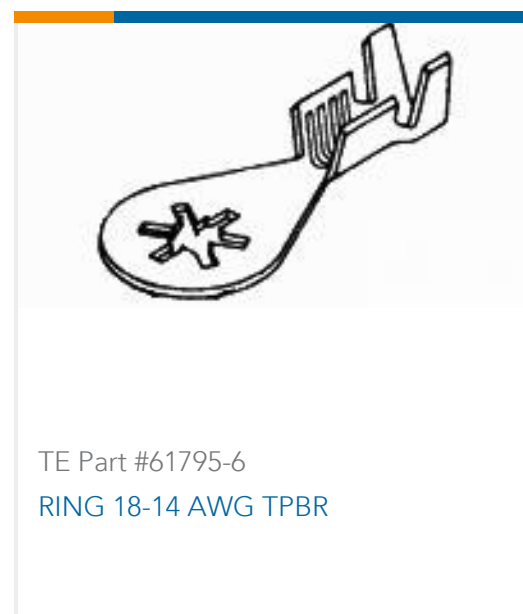


Other Automotive Connector Accessories(14)



PCB Headers & Receptacles(106)

Customers Also Bought



Documents

Product Drawings

PLG, 8P, GRY, N, SEAL RET, A

English

CAD Files

3D PDF

3D

Customer View Model

[ENG_CVM_CVM_DT06-08SA-P012_A.2d_dxf.zip](#)

English

Customer View Model

[ENG_CVM_CVM_DT06-08SA-P012_A.3d_igs.zip](#)

English

Customer View Model

[ENG_CVM_CVM_DT06-08SA-P012_A.3d_stp.zip](#)

English

By downloading the CAD file I accept and agree to the [Terms and Conditions](#) of use.

Datasheets & Catalog Pages

[DEUTSCH DT Enhanced Seal Retention Connectors](#)

English

[ICT Terminals and Connectors Catalogue](#)

English

[CONNECTOR SELECTOR](#)

English

Product Specifications



Application Specification

English

Product Environmental Compliance

Product Compliance

English

Product Compliance

English

Agency Approvals

UL Report

English