
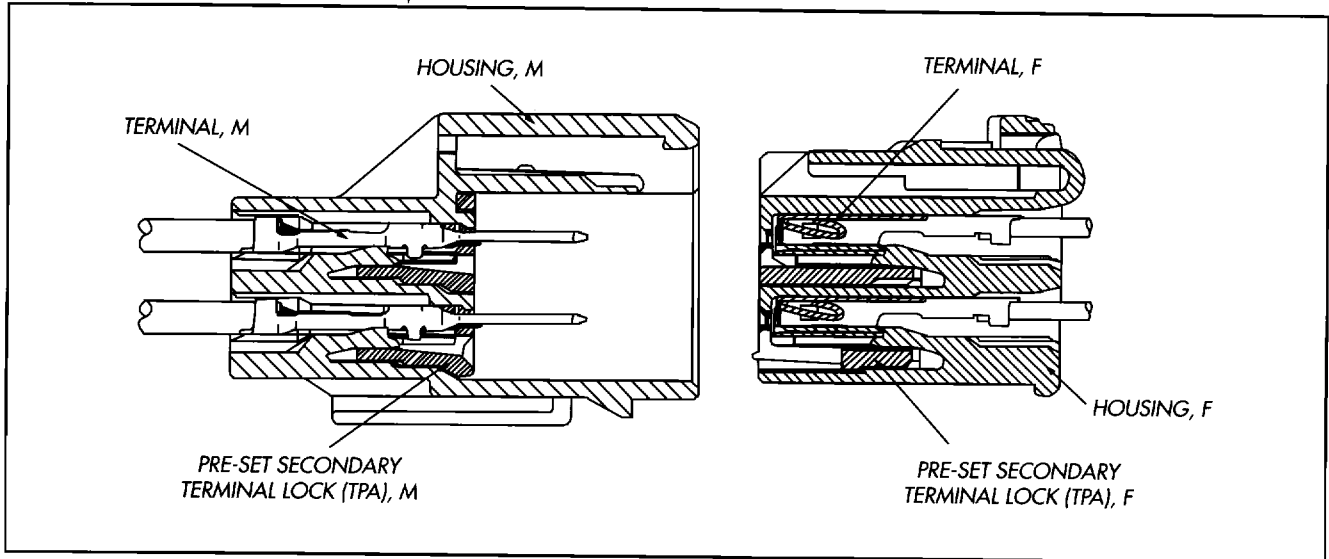


2.8 SERIES

UNSEALED CONNECTORS



Construction



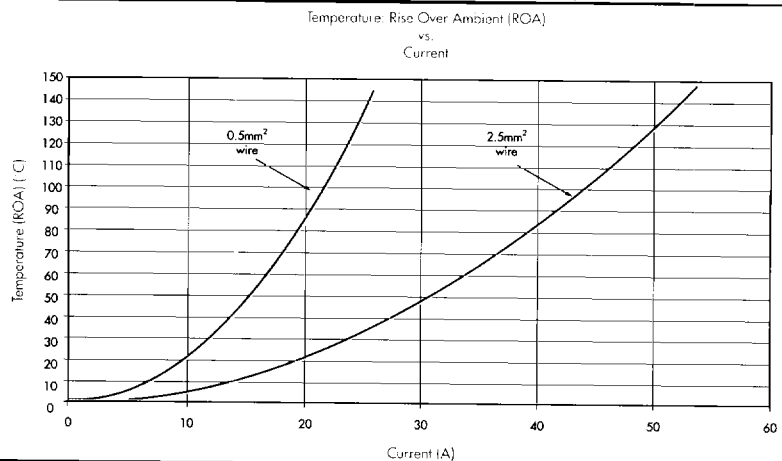
Specifications

Material	Connector	HPA
	Male Terminal	Copper Alloy (Sn Plate)
	Female Terminal	Copper Alloy (Sn Plate)
Operating Temperature Range		-40°C ~ 125°C (145°C max temp.) (USCAR Class III)
Current Capacity		(See Chart)
Voltage Drop		10mΩ Max (Term./Term.) (Crimp-To-Crimp)
Isolation Resistance		500VDC, 20MΩ Min
Dielectric Resistance		1000VAC (1 min.)
Applicable Wire Size		22AWG ~ 14AWG (0.35mm ² ~ 2.5mm ²)
Terminal Pitch		Horizontal: 5.00mm; Vertical: 6.80mm
Terminal-to-Connector Retention Force		90N Min
Connector-to-Connector Retention Force		110N Min

Current Rating Curve (Reference Only)

This data is based on single circuit/connector evaluation. Data should be used as reference only. Appropriate derating should be considered based upon specific application requirements.

0.35mm² rating curve not shown.
Current capability of terminal exceeds capacity of wire.



Terminal

UNIT: mm

Male Terminal

Material: Copper Alloy Thickness: $t=0.3$

Female Terminal

Material: Copper Alloy Thickness: $t=0.3$

Description	Part Number	Plating	Applicable Wire Size		
			Europe (mm ²)	U.S.A. (AWG)	Japan (mm ²)
Male Terminal	7114-4110-02	Sn	0.35 ~ 0.5	22 ~ 20	0.3 ~ 0.5
	7114-4111-02	Sn	0.75 ~ 1.0	18 ~ 16	0.85 ~ 1.25
	7114-4112-02	Sn	1.5 ~ 2.5	14	2.0
Female Terminal	7116-4110-02	Sn	0.35 ~ 0.5	22 ~ 20	0.3 ~ 0.5
	7116-4111-02	Sn	0.75 ~ 1.0	18 ~ 16	0.85 ~ 1.25
	7116-4112-02	Sn	1.5 ~ 2.5	14	2.0

Retainer Clip/Bracket Dimensions

UNIT: mm

Part Number	Panel Hole Requirements
7047-9580 (Ref)	φ6.5mm



2.8 x 0.8

u n s e a l e d c o n n e c t i o n s y s t e m

Part Number Summary Chart

Part Name	Male	Female
<i>Terminal</i>	7114-4110-02	7116-4110-02
	7114-4111-02	7116-4111-02
	7114-4112-02	7116-4112-02
<i>Applicable Clip</i>	7047-9580 (Ref)	N/A

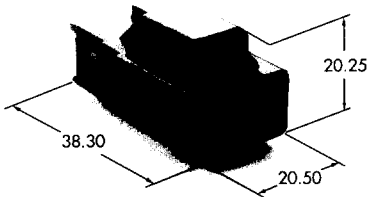
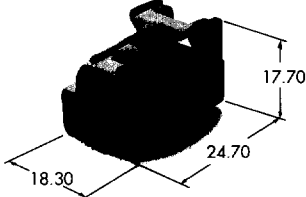
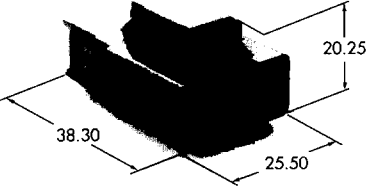
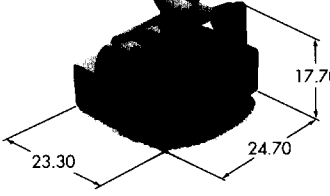
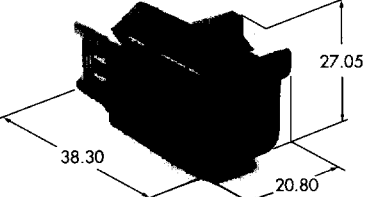
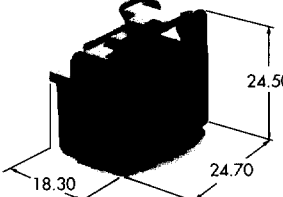
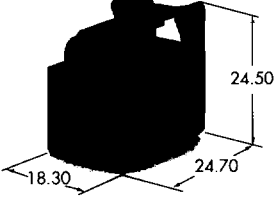
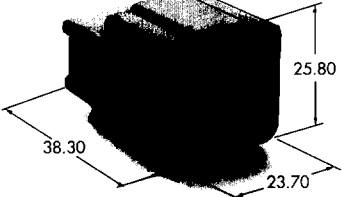
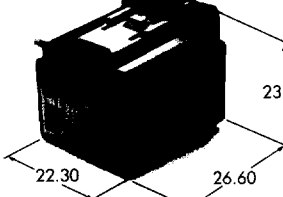
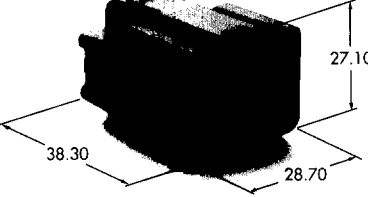
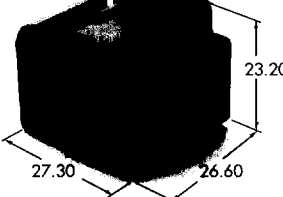
Pole	Polarity	Color	Male Part #	Female Part #
2	A	Light Grey	7282-5565-40	7283-5565-40
3	A	Light Grey	7282-5563-40	7283-5563-40
4	A	Light Grey	7282-5561-40	7283-5561-40
4	B	Green	N/A	7283-5566-60
6	A	Light Grey	7282-5569-40	7283-5569-40
8	A	Light Grey	7282-5560-40	7283-5560-40
8	A	Blue	N/A	7283-5560-90
8	B	Green	N/A	7283-5917-60
10	A	Light Grey	7282-5564-40	7283-5564-40
12	A	Light Grey	7282-5567-40	7283-5567-40
12	B	Green	7282-5578-60	7283-5578-60

*Applicable Terminal Removal Tool/Dimensions

Refer to Page 53 for YESC Connector Terminal Removal Tool.
Order Number: X39899-J374.

Housing Material: HPA

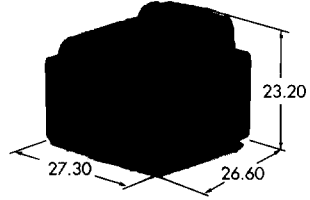
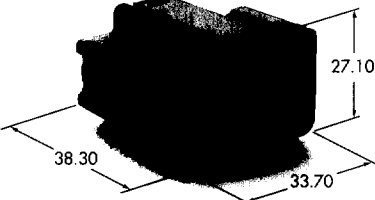


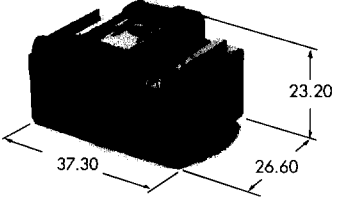

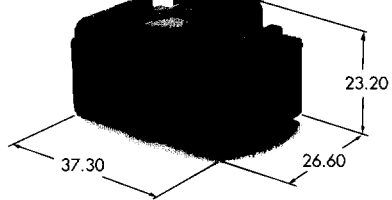
UNIT: mm

Poles	Male Housing	Female Housing
2	 <p>7282-5565-40</p>	 <p>7283-5565-40</p>
3	 <p>7282-5563-40</p>	 <p>7283-5563-40</p>
4	 <p>7282-5561-40</p>	 <p>7283-5561-40</p>
4	<p>N/A</p>	 <p>7283-5566-60</p>
6	 <p>7282-5569-40</p>	 <p>7283-5569-40</p>
8	 <p>7282-5560-40</p>	 <p>7283-5560-40</p>



Housing Material: HPA

UNIT: mm

Poles	Male Housing	Female Housing
8	N/A	 <p>7283-5917-60</p>
10	 <p>7282-5564-40</p>	 <p>7283-5564-40</p>
12	 <p>7282-5567-40</p>	 <p>7283-5567-40</p>
12	 <p>7282-5578-60</p>	 <p>7283-5578-60</p>

