

770680-4 ✓ ACTIVE

AMP | AMPSEAL


TE Internal #: 770680-4

Housing for Female Terminals, Wire-to-Board, 23 Position, .157 in [4 mm] Centerline, Sealable, Gray, Power & Signal, AMPSEAL

[View on TE.com >](#)



Connectors > Automotive Connectors > Connector Housings > AMPSEAL Receptacle Housings



Connector & Housing Type: **Housing for Female Terminals**

Mating Pin Diameter: **1.3 mm [.051 in]**

Connector System: **Wire-to-Board**

Number of Positions: **23**

Centerline (Pitch): **4 mm [.157 in]**

[All AMPSEAL Receptacle Housings \(31\)](#)

Features

Product Type Features

| | |
|---------------------------|------------------------------|
| Connector & Housing Shape | Rectangular |
| Connector & Housing Type | Housing for Female Terminals |
| Connector System | Wire-to-Board |
| Sealable | Yes |
| Hybrid Connector | No |
| Primary Locking Feature | Integrated in Housing |

Configuration Features

| | |
|---------------------|----|
| Number of Positions | 23 |
| Number of Rows | 3 |

Electrical Characteristics

| | |
|------------------------------|--------------------------------------|
| Operating Voltage | 250 VAC |
| Nominal Voltage Architecture | 12 V, 42 V, 48 V, 90 V, 125 V, 240 V |

Body Features



| | |
|-----------------------|-------|
| Cable Exit Angle | 180° |
| Body Material | Other |
| Primary Product Color | Gray |
| Connector Code | 4 |

Contact Features

| | |
|------------------------------|-----------------|
| Contact Size | 1.3mm |
| Contact Type | Socket |
| Mating Pin Diameter | 1.3 mm[.051 in] |
| Contact Current Rating (Max) | 17 A |

Mechanical Attachment

| | |
|-----------------------------|----------------------------|
| Mounting Feature | Without |
| Terminal Position Assurance | Yes |
| Strain Relief | Add By Accessory |
| Mating Alignment Type | Keyed |
| Mating Alignment | With |
| Connector Mounting Type | Cable Mount (Free-Hanging) |

Housing Features

| | |
|--------------------|---------------|
| Centerline (Pitch) | 4 mm[.157 in] |
|--------------------|---------------|

Dimensions

| | |
|--------------------|-------------------|
| Product Width | 33.6 mm[1.323 in] |
| Product Length | 47.4 mm[1.866 in] |
| Product Height | 34.6 mm[1.362 in] |
| Row-to-Row Spacing | 4 mm[.157 in] |

Usage Conditions

| | |
|-----------------------------|----------------------------|
| Operating Temperature (Max) | 125 °C[257 °F] |
| Operating Temperature Range | -40 – 125 °C[-40 – 257 °F] |

Operation/Application

| | |
|---------------------|----------------|
| Circuit Application | Power & Signal |
|---------------------|----------------|

Industry Standards

| | |
|------------------------|-------------|
| Degree of Protection | IP67, IP69K |
| UL Flammability Rating | UL 94V-0 |

Packaging Features



| | |
|--------------------|---------|
| Packaging Quantity | 220 |
| Packaging Method | Package |

Other

| | |
|--------------------------------------|-----|
| Serviceable | Yes |
| Connector Position Assurance Capable | No |

Product Compliance


[For compliance documentation, visit the product page on TE.com>](#)

| | |
|---|---|
| EU RoHS Directive 2011/65/EU | Compliant |
| EU ELV Directive 2000/53/EC | Compliant |
| China RoHS 2 Directive MIIT Order No 32, 2016 | No Restricted Materials Above Threshold |
| EU REACH Regulation (EC) No. 1907/2006 | Current ECHA Candidate List: JAN 2022 (223) Candidate List Declared Against: JAN 2022 (223) Does not contain REACH SVHC |
| Halogen Content | Not Low Halogen - contains Br or Cl > 900 ppm. |
| Solder Process Capability | Not applicable for solder process capability |

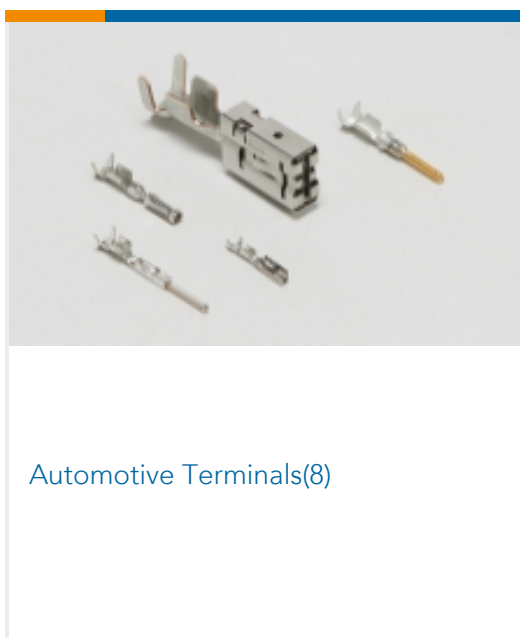
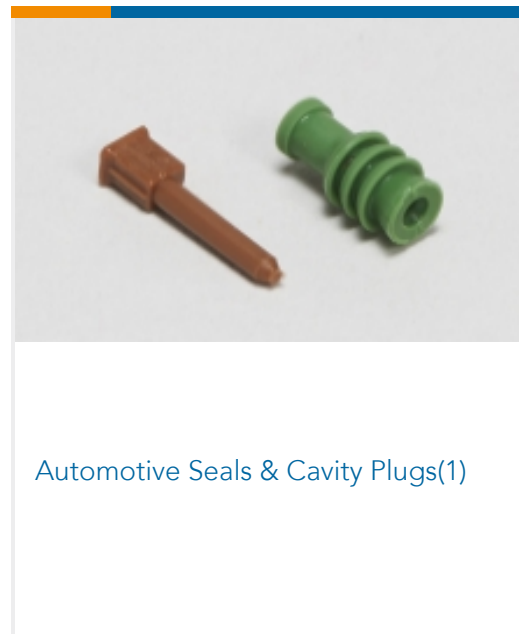
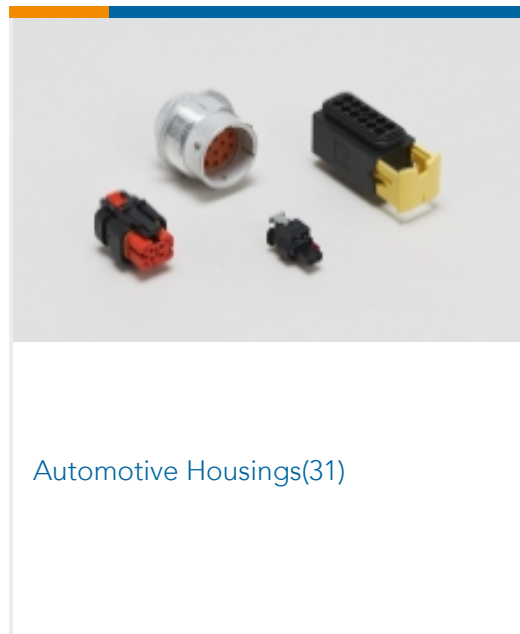
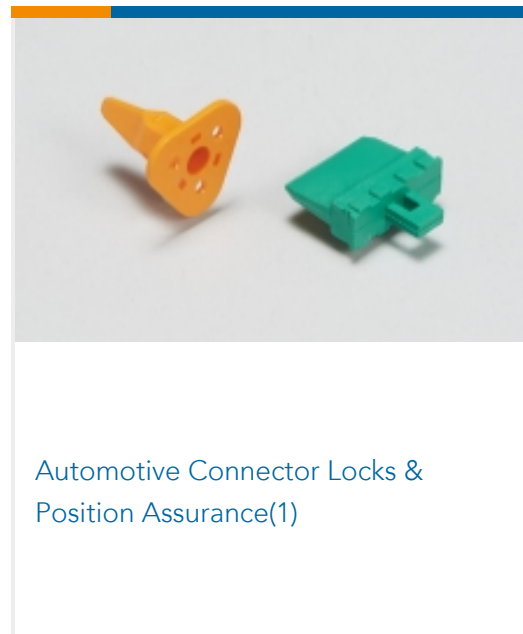

Product Compliance Disclaimer

This information is provided based on reasonable inquiry of our suppliers and represents our current actual knowledge based on the information they provided. This information is subject to change. The part numbers that TE has identified as EU RoHS compliant have a maximum concentration of 0.1% by weight in homogenous materials for lead, hexavalent chromium, mercury, PBB, PBDE, DBP, BBP, DEHP, DIBP, and 0.01% for cadmium, or qualify for an exemption to these limits as defined in the Annexes of Directive 2011/65/EU (RoHS2). Finished electrical and electronic equipment products will be CE marked as required by Directive 2011/65/EU. Components may not be CE marked. Additionally, the part numbers that TE has identified as EU ELV compliant have a maximum concentration of 0.1% by weight in homogenous materials for lead, hexavalent chromium, and mercury, and 0.01% for cadmium, or qualify for an exemption to these limits as defined in the Annexes of Directive 2000/53/EC (ELV). Regarding the REACH Regulation, the information TE provides on SVHC in articles for this part number is based on the latest European Chemicals Agency (ECHA) 'Guidance on requirements for substances in articles' posted at this URL: <https://echa.europa.eu/guidance-documents/guidance-on-reach>

Compatible Parts



Also in the Series | AMPSEAL



Customers Also Bought





Documents

Product Drawings

[23POS,AMPSEAL,SOC HSG ASSY,SLD,COD 4](#)

English

CAD Files

Customer View Model

[ENG_CVM_CVM_770680-4_L.2d_dxf.zip](#)

English

3D PDF

3D

Customer View Model

[ENG_CVM_CVM_770680-4_L.3d_igs.zip](#)

English

Customer View Model

[ENG_CVM_CVM_770680-4_L.3d_stp.zip](#)

English

By downloading the CAD file I accept and agree to the [Terms and Conditions](#) of use.

Datasheets & Catalog Pages

[AMPSEAL Connector Catalog](#)

English

[ICT Terminals and Connectors Catalogue](#)

English

[CONNECTOR SELECTOR](#)

English

Product Specifications



Application Specification

English

Instruction Sheets

Instruction Sheet (U.S.)

English

Agency Approvals

UL Report

English