



Connectors > PCB Connectors > PCB Headers & Receptacles > AMPSEAL PCB Headers



Connector System: **Wire-to-Board, Wire-to-Device**

Number of Positions: **23**

Centerline (Pitch): **4 mm [.157 in]**

Sealable: **Yes**

PCB Mount Orientation: **Vertical**

[All AMPSEAL PCB Headers \(54\)](#)

Features

Product Type Features

Hybrid Header	No
Connector & Housing Shape	Rectangular
PCB Connector Assembly Type	PCB Mount Header
Header Type	Fully Shrouded
Connector System	Wire-to-Board, Wire-to-Device
Sealable	Yes
Connector & Contact Terminates To	Printed Circuit Board

Configuration Features

Number of Sections	1
Number of Signal Positions	23
Number of Positions	23
PCB Mount Orientation	Vertical
Number of Rows	3

Electrical Characteristics

Voltage Rating (Max)	250 VAC
Nominal Voltage Architecture	12 V, 24 V, 42 V, 48 V, 240 V



Operating Voltage	250 VAC
-------------------	---------

Body Features

Primary Product Color	Black
Connector Code	14, 4

Contact Features

Contact Size	1.3mm
Contact Type	Pin
Mating Pin Diameter	1.3 mm[.051 in]
Contact Mating Area Plating Material	Tin (Sn)

Termination Features

Termination Method to Printed Circuit Board	Through Hole - Solder
---	-----------------------

Mechanical Attachment

Mounting Holes	With
Mating Alignment Type	Keyed
Mating Retention	With
Mating Alignment	With
PCB Mount Alignment	With
Panel Mount Feature	Without
PCB Mount Retention	Without
PCB Mount Retention Type	Solder Tail
Mating Retention Type	Locking Interface
Connector Mounting Type	Board Mount

Housing Features

Centerline (Pitch)	4 mm[.157 in]
--------------------	---------------

Dimensions

Connector Length	60.8 mm[2.394 in]
Connector Width	32.1 mm[1.264 in]
PCB Thickness (Recommended)	1.57 mm[.062 in]
Profile Height from PCB	34.25 mm[1.348 in]

Usage Conditions

Operating Temperature (Max)	65 °C, 70 °C, 75 °C, 80 °C, 85 °C, 90 °C, 100 °C, 105 °C[149 °F][158 °F][167 °F][176 °F][185 °F][194 °F][212 °F][221 °F]
-----------------------------	--



Operating Temperature Range	-40 – 105 °C[-40 – 221 °F]
-----------------------------	----------------------------

Operation/Application

Shielded	No
Circuit Application	Power & Signal

Industry Standards

Degree of Protection	IP6K9K
UL Flammability Rating	UL 94V-0

Packaging Features

Packaging Quantity	1
--------------------	---

Product Compliance

For compliance documentation, visit the product page on [TE.com](#)>

EU RoHS Directive 2011/65/EU	Compliant
EU ELV Directive 2000/53/EC	Compliant
China RoHS 2 Directive MIIT Order No 32, 2016	No Restricted Materials Above Threshold
EU REACH Regulation (EC) No. 1907/2006	Current ECHA Candidate List: JAN 2022 (223) Candidate List Declared Against: JAN 2022 (223) Does not contain REACH SVHC
Halogen Content	Not Low Halogen - contains Br or Cl > 900 ppm.
Solder Process Capability	Wave solder capable to 265°C

Product Compliance Disclaimer

This information is provided based on reasonable inquiry of our suppliers and represents our current actual knowledge based on the information they provided. This information is subject to change. The part numbers that TE has identified as EU RoHS compliant have a maximum concentration of 0.1% by weight in homogenous materials for lead, hexavalent chromium, mercury, PBB, PBDE, DBP, BBP, DEHP, DIBP, and 0.01% for cadmium, or qualify for an exemption to these limits as defined in the Annexes of Directive 2011/65/EU (RoHS2). Finished electrical and electronic equipment products will be CE marked as required by Directive 2011/65/EU. Components may not be CE marked. Additionally, the part numbers that TE has identified as EU ELV compliant have a maximum concentration of 0.1% by weight in homogenous materials for lead, hexavalent chromium, and mercury, and 0.01% for cadmium, or qualify for an exemption to these limits as defined in the Annexes of Directive 2000/53/EC (ELV). Regarding the REACH Regulation, the information TE provides on SVHC in articles for this part number is based on the latest European Chemicals Agency (ECHA) 'Guidance on requirements for substances in articles' posted at this URL: <https://echa.europa.eu/guidance-documents/guidance-on-reach>


Compatible Parts






TE Part # CAT-AM78-CH8172
AMPSEAL Receptacle Housings


Also in the Series | AMPSEAL




Automotive Connector Caps & Covers (7)




Automotive Connector Locks & Position Assurance(1)



Automotive Housings(31)



Automotive Seals & Cavity Plugs(1)

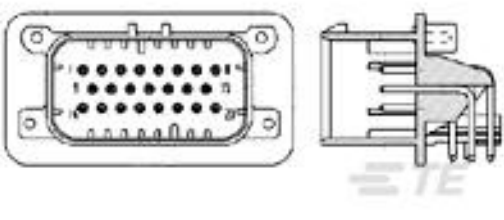


Automotive Terminals(8)



PCB Headers & Receptacles(109)

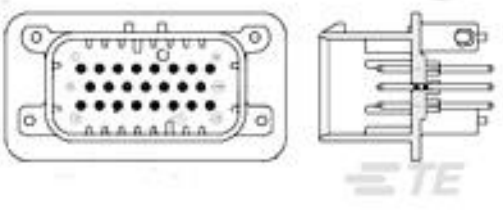
Customers Also Bought



TE Part #776280-1
8POS,PIN DIA 1.3,HDR ASSY,90DEG,SLDR,SLD



TE Part #2176347-2
CRGCQ 2010 12R 1%



TE Part #776231-5
35P VERT HDR ASSY W/GASKET



TE Part #2323914-1
HVA280 2P RA WITH HVIL HEADER ASSY.COD A

TE Part #6-1630019-2
HSC200 50R 5% HIGH VOLUME

TE Part #2323914-2
HVA280 2P RA WITH HVIL HEADER ASSY.COD B

TE Part #2324664-1
2POS,PIN DIA 8.0,PIN HSG,ASSY,SLD

TE Part #2355198-2
HVP800 2P HEADER ASSY



Documents

Product Drawings

23POS,PIN DIA 1.3,HDR ASSY,180DEG,SLDR

English

CAD Files

3D PDF

3D

Customer View Model

ENG_CVM_CVM_776228-1_F.2d_dxf.zip

English

Customer View Model

ENG_CVM_CVM_776228-1_F.3d_igs.zip

English

Customer View Model

ENG_CVM_CVM_776228-1_F.3d_stp.zip

English

By downloading the CAD file I accept and agree to the [Terms and Conditions](#) of use.

Datasheets & Catalog Pages

AMPSEAL Connector Catalog

English

ICT Terminals and Connectors Catalogue

English

CONNECTOR SELECTOR

English

Product Specifications

Application Specification

English

Product Environmental Compliance

Product Compliance

English

Product Compliance

English

Agency Approvals

UL Report

English