

DRC26-38S01-P017 ✓ ACTIVE

DEUTSCH | DEUTSCH DRC

TE Internal #: DRC26-38S01-P017

Housing for Female Terminals, Wire-to-Wire, 38 Position, .174 in [4.42 mm] Centerline, Sealable, Black, Wire & Cable, Signal, DEUTSCH DRC

[View on TE.com >](#)



Connectors > Automotive Connectors > Connector Housings > DEUTSCH DRC HOUSINGS



Connector & Housing Type: **Housing for Female Terminals**

Mating Pin Diameter: 1.02 mm, 2.39 mm [.04 in, .094 in]

Connector System: **Wire-to-Wire**

Number of Positions: **38**

Centerline (Pitch): 4.42 mm [.174 in]

[All DEUTSCH DRC HOUSINGS \(112\)](#)

Features

Product Type Features

Connector & Housing Shape	Rectangular
Connector & Housing Type	Housing for Female Terminals
Connector System	Wire-to-Wire
Sealable	Yes
Hybrid Connector	Yes
Primary Locking Feature	Contact Retainer
Connector & Contact Terminates To	Wire & Cable

Configuration Features

Connector Modification	Stainless Steel Retaining Clip
Number of Positions	38
Number of Rows	5

Electrical Characteristics

Operating Voltage	250 VAC
Nominal Voltage Architecture	24 V, 48 V

Body Features

Cable Exit Angle	180°
Body Material	PA GF



Primary Product Color	Black
-----------------------	-------

Connector Code	01
----------------	----

Contact Features

Contact Size	Size 12, Size 20
--------------	------------------

Contact Type	Socket
--------------	--------

Mating Pin Diameter	1.02 mm, 2.39 mm [.04 in][.094 in]
---------------------	------------------------------------

Contact Current Rating (Max)	7.5 A, 25 A
------------------------------	-------------

Mechanical Attachment

Mounting Feature	Without
------------------	---------

Terminal Position Assurance	No
-----------------------------	----

Strain Relief	With
---------------	------

Mating Alignment Type	Keyed
-----------------------	-------

Mating Alignment	With
------------------	------

Connector Mounting Type	Cable Mount (Free-Hanging)
-------------------------	----------------------------

Housing Features

Centerline (Pitch)	4.42 mm [.174 in]
--------------------	-------------------

Dimensions

Product Width	68.58 mm [2.7 in]
---------------	-------------------

Product Length	32.36 mm [1.274 in]
----------------	---------------------

Product Height	36.45 mm [1.435 in]
----------------	---------------------

Row-to-Row Spacing	4.42 mm [.174 in]
--------------------	-------------------

Accepts Wire Insulation Diameter Range	1.02 – 2.41 mm, 2.46 – 4.95 mm [.04 – .095 in] [.097 – .17 in]
--	---

Usage Conditions

Operating Temperature (Max)	125 °C [257 °F]
-----------------------------	-----------------

Operating Temperature Range	-55 – 125 °C [-67 – 257 °F]
-----------------------------	-----------------------------

Operation/Application

Circuit Application	Signal
---------------------	--------

Industry Standards

Agency/Standard	SAE J2030
-----------------	-----------

Degree of Protection	Not Tested
----------------------	------------

UL Flammability Rating	20mm Flame Test per Standard UL-94
------------------------	------------------------------------



Packaging Features

Packaging Quantity	125
Packaging Method	Box

Other

Serviceable	Yes
Connector Position Assurance Capable	No

Product Compliance

[For compliance documentation, visit the product page on TE.com>](#)

EU RoHS Directive 2011/65/EU	Compliant
EU ELV Directive 2000/53/EC	Compliant
China RoHS 2 Directive MIIT Order No 32, 2016	No Restricted Materials Above Threshold
EU REACH Regulation (EC) No. 1907/2006	Current ECHA Candidate List: JAN 2022 (223) Candidate List Declared Against: JUL 2021 (219) SVHC > Threshold: Not Yet Reviewed
Halogen Content	Not Low Halogen - contains Br or Cl > 900 ppm.
Solder Process Capability	Not reviewed for solder process capability

Product Compliance Disclaimer

This information is provided based on reasonable inquiry of our suppliers and represents our current actual knowledge based on the information they provided. This information is subject to change. The part numbers that TE has identified as EU RoHS compliant have a maximum concentration of 0.1% by weight in homogenous materials for lead, hexavalent chromium, mercury, PBB, PBDE, DBP, BBP, DEHP, DIBP, and 0.01% for cadmium, or qualify for an exemption to these limits as defined in the Annexes of Directive 2011/65/EU (RoHS2). Finished electrical and electronic equipment products will be CE marked as required by Directive 2011/65/EU. Components may not be CE marked. Additionally, the part numbers that TE has identified as EU ELV compliant have a maximum concentration of 0.1% by weight in homogenous materials for lead, hexavalent chromium, and mercury, and 0.01% for cadmium, or qualify for an exemption to these limits as defined in the Annexes of Directive 2000/53/EC (ELV). Regarding the REACH Regulation, the information TE provides on SVHC in articles for this part number is based on the latest European Chemicals Agency (ECHA) 'Guidance on requirements for substances in articles' posted at this URL: <https://echa.europa.eu/guidance-documents/guidance-on-reach>

Compatible Parts




TE Part # 114010-ZZ
EXT TOOL, SIZE 12, 12 AWG, N, YEL



TE Part # 0411-240-2005
EXT TOOL, SIZE 20, 16-22 AWG, N, RED



TE Part # CAT-D799-H342
DEUTSCH DRC HEADERS



TE Part # CAT-D48-SP729
DEUTSCH SEALING PLUGS



TE Part # CAT-D48-ST273
DEUTSCH SOLID CONTACTS




TE Part # CAT-D48-SFT273
DEUTSCH STAMPED & FORMED CONTACTS



TE Part # CAT-D799-B128
DEUTSCH DRC BACKSHELLS




TE Part # DRC26-50BT
BOOT, 50P, 20SZ, PLG/REC, ST, BLK




TE Part # 0515-018-5005
PROTECT CVR, 38/50/60P, PLG, WHT, DRC20


Also in the Series | **DEUTSCH DRC**



Automotive Connector Caps & Covers (9)



Automotive Housings(112)



Insertion & Extraction Tools(7)



PCB Headers & Receptacles(41)

Customers Also Bought



TE Part #DT04-12PA-CL11
REC, 12P, GRY, E, CAP, FLANGE, A



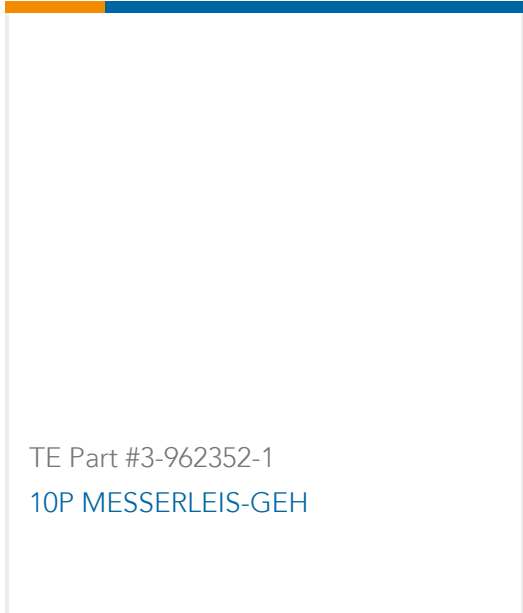
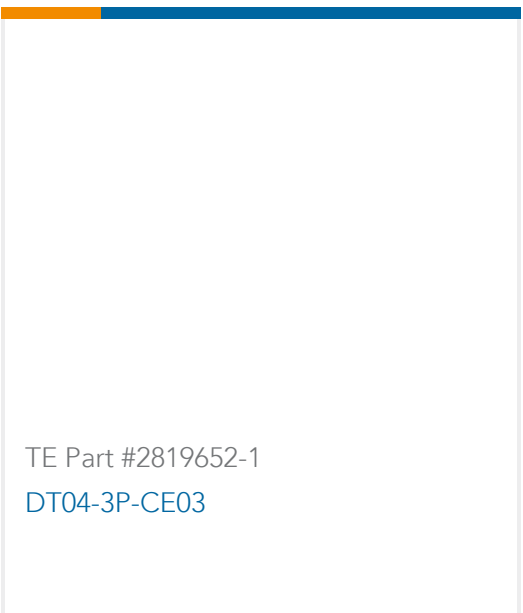
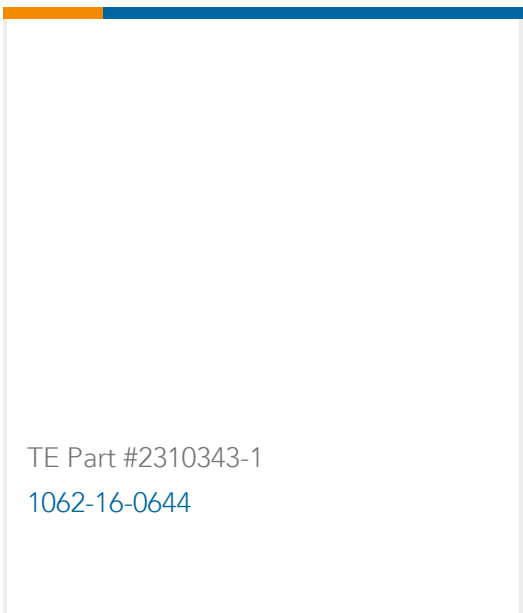
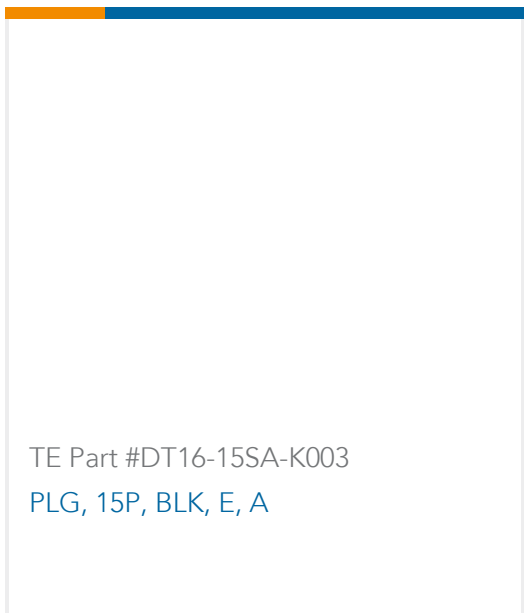
TE Part #968137-6
MPQ2,8 Ag tab LL unseal. >1,0-2,5



TE Part #2500005-1
SRC Pwr 60+6AG Female Recp Hsg Assy



TE Part #2500034-6
SRC Female Conduit Cover



Documents

CAD Files

3D PDF

3D

Customer View Model

[ENG_CVM_CVM_DRC26-38S01-P017_99_c-drc26-38s01-p017-99.2d_dxf.zip](#)

English

Customer View Model

[ENG_CVM_CVM_DRC26-38S01-P017_99_c-drc26-38s01-p017-99.3d_igs.zip](#)

English

Customer View Model

[ENG_CVM_CVM_DRC26-38S01-P017_99_c-drc26-38s01-p017-99.3d_stp.zip](#)

English

By downloading the CAD file I accept and agree to the [Terms and Conditions](#) of use.

Datasheets & Catalog Pages

ICT Terminals and Connectors Catalogue

English

Product Specifications

Product Specification

English

Agency Approvals

UL Report

English