


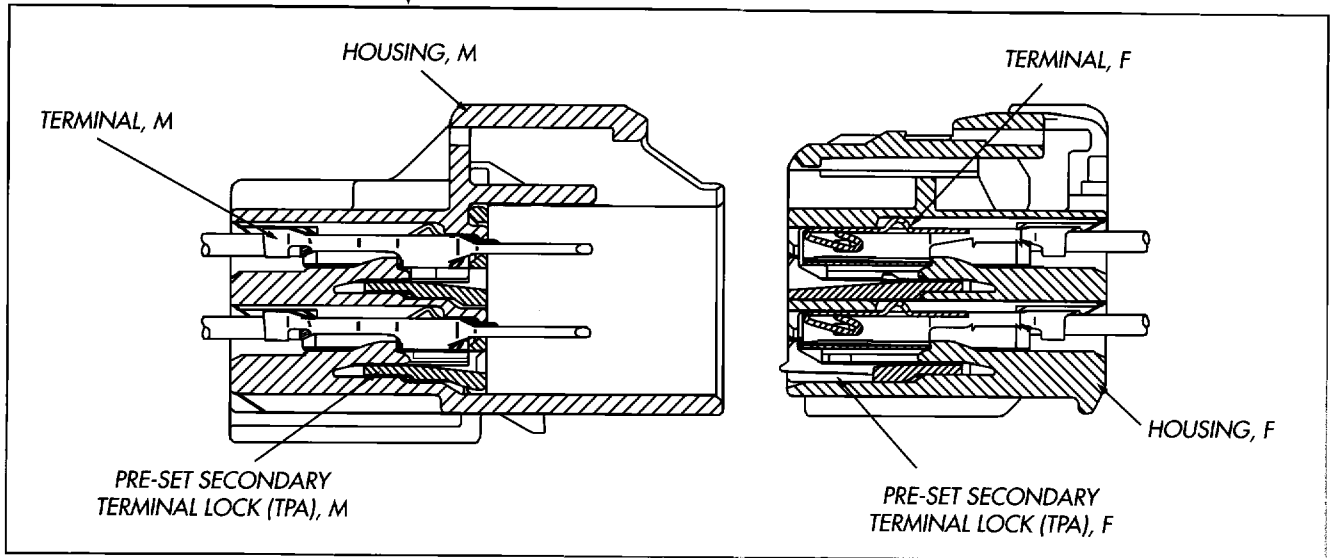
1.5 SERIES

UNSEALED CONNECTORS



C O N N E C T O R S I

Construction



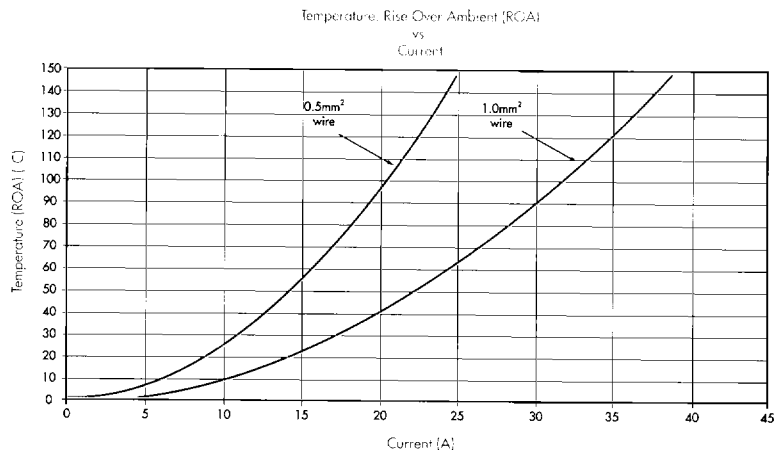
Specifications

Material	Connector	HPA
	Male Terminal	Copper Alloy (Sn/Au Plate)
	Female Terminal	Copper Alloy (Sn/Au Plate)
Operating Temperature Range		-40°C ~ 125°C (145°C max temp.) (USCAR Class III)
Current Capacity		(See Chart)
Voltage Drop		10mΩ Max (Term./Term.) (Crimp-To-Crimp)
Isolation Resistance		500VDC, 20MΩ Min
Dielectric Resistance		1000VAC (1 min.)
Applicable Wire Size		22AWG ~ 16AWG (0.35mm ² ~ 1.0mm ²)
Terminal Pitch		Horizontal: 3.50mm; Vertical: 6.50mm
Terminal-to-Connector Retention Force		90N Min
Connector-to-Connector Retention Force		110N Min

Current Rating Curve (Reference Only)

This data is based on single circuit/connector evaluation. Data should be used as reference only. Appropriate derating should be considered based upon specific application requirements.

0.35mm² rating curve not shown.
Current capability of terminal exceeds capacity of wire.



Terminal

UNIT: mm

Male Terminal

Material: Copper Alloy Thickness: $t=0.3$

Female Terminal

Material: Copper Alloy Thickness: $t=0.25$

Description	Part Number	Plating	Applicable Wire Size		
			Europe (mm ²)	U.S.A. (AWG)	Japan (mm ²)
Male Terminal	7114-4100-02	Sn	0.35 ~ 0.5	22 ~ 20	0.3 ~ 0.5
	7114-4101-02	Sn	0.75 ~ 1.0	18 ~ 16	0.85 ~ 1.25
	7114-4100-08	Au	0.35 ~ 0.5	22 ~ 20	0.3 ~ 0.5
	7114-4101-08	Au	0.75 ~ 1.0	18 ~ 16	0.85 ~ 1.25
Female Terminal	7116-4100-02	Sn	0.35 ~ 0.5	22 ~ 20	0.3 ~ 0.5
	7116-4101-02	Sn	0.75 ~ 1.0	18 ~ 16	0.85 ~ 1.25
	7116-4100-08	Au	0.35 ~ 0.5	22 ~ 20	0.3 ~ 0.5
	7116-4101-08	Au	0.75 ~ 1.0	18 ~ 16	0.85 ~ 1.25

Retainer Clip/Bracket Dimensions

UNIT: mm

Part Number	Panel Hole Requirements
7047-9580 (Ref)	$\phi 6.5\text{mm}$



Part Number Summary Chart

Part Name	Male	Female
<i>Terminal</i>	7114-4100-02	7116-4100-02
	7114-4101-02	7116-4101-02
	7114-4100-08	7116-4100-08
	7114-4101-08	7116-4101-08
<i>Applicable Clip</i>	7047-9580 (Ref)	N/A

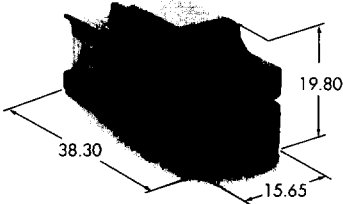
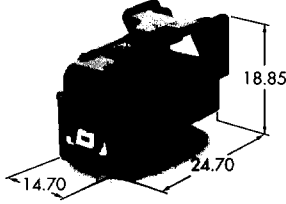
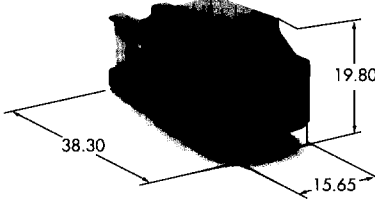
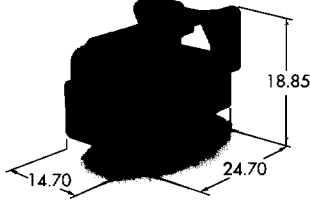
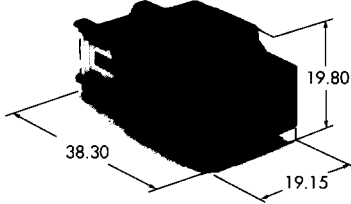
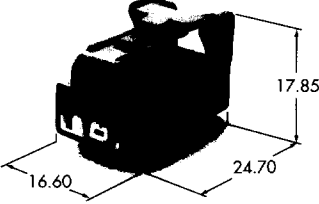
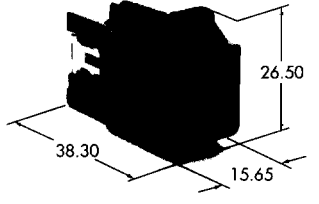
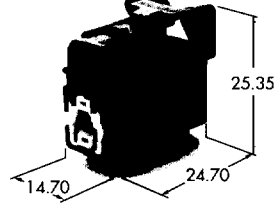
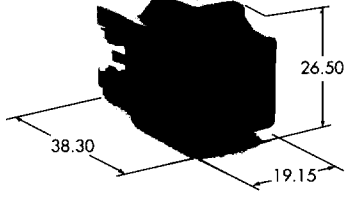
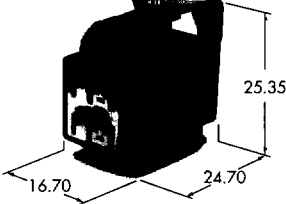
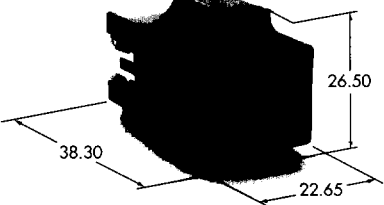
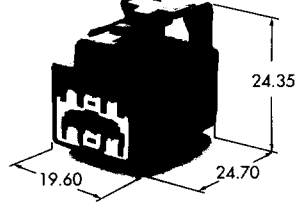
Pole	Polarity	Color	Male Part #	Female Part #
2	A	Light Grey	7282-5530-40	7283-5530-40
2	A	Orange	7282-5530-50	7283-5530-50
2	B	Green	7282-5680-60	7283-5680-60
2	B	Yellow	7282-5680-70	7283-5680-70
3	A	Light Grey	7282-5539-40	7283-5539-40
4	A	Light Grey	7282-5531-40	7283-5531-40
4	A	Yellow	7282-5531-70	7283-5531-70
4	A	Orange	7282-5531-50	7283-5531-50
6	A	Light Grey	7282-5532-40	7283-5532-40
8	A	Light Grey	7282-5538-40	7283-5538-40
10	A	Light Grey	7282-5533-40	7283-5533-40
10	A	Yellow	7282-5533-70	7283-5533-70
10	B	Green	7282-5683-60	7283-5683-60
12	A	Light Grey	7282-5540-40	7283-5540-40
16	A	Green	7282-5534-60	7283-5534-60
16	B	Blue	7282-5535-90	7283-5535-90
16	C	Light Grey	7282-5536-40	7283-5536-40

***Applicable Terminal Removal Tool/Dimensions**

Refer to Page 53 for YESC Connector Terminal Removal Tool.
 Order Number: X39899-J374.

Housing Material: HPA

UNIT: mm

Poles	Male Housing	Female Housing
2	 <p>Dimensions: 38.30 (width), 15.65 (depth), 19.80 (height)</p> <p>7282-5530-40</p>	 <p>Dimensions: 14.70 (width), 24.70 (depth), 18.85 (height)</p> <p>7283-5530-40</p>
2	 <p>Dimensions: 38.30 (width), 15.65 (depth), 19.80 (height)</p> <p>7282-5680-60</p>	 <p>Dimensions: 14.70 (width), 24.70 (depth), 18.85 (height)</p> <p>7283-5680-60</p>
3	 <p>Dimensions: 38.30 (width), 19.15 (depth), 19.80 (height)</p> <p>7282-5539-40</p>	 <p>Dimensions: 16.60 (width), 24.70 (depth), 17.85 (height)</p> <p>7283-5539-40</p>
4	 <p>Dimensions: 38.30 (width), 15.65 (depth), 26.50 (height)</p> <p>7282-5531-40</p>	 <p>Dimensions: 14.70 (width), 24.70 (depth), 25.35 (height)</p> <p>7283-5531-40</p>
6	 <p>Dimensions: 38.30 (width), 19.15 (depth), 26.50 (height)</p> <p>7282-5532-40</p>	 <p>Dimensions: 16.70 (width), 24.70 (depth), 25.35 (height)</p> <p>7283-5532-40</p>
8	 <p>Dimensions: 38.30 (width), 22.65 (depth), 26.50 (height)</p> <p>7282-5538-40</p>	 <p>Dimensions: 19.60 (width), 24.70 (depth), 24.35 (height)</p> <p>7283-5538-40</p>

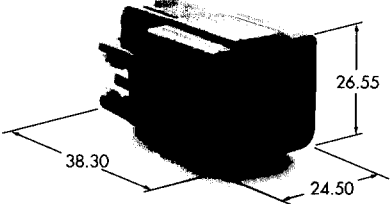
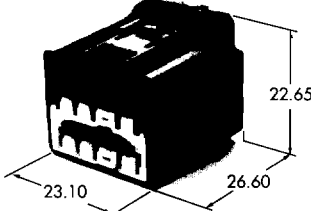
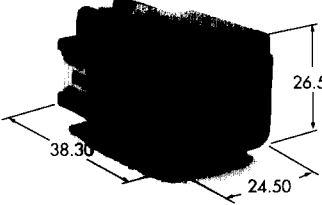
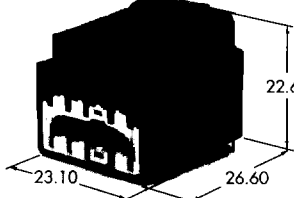
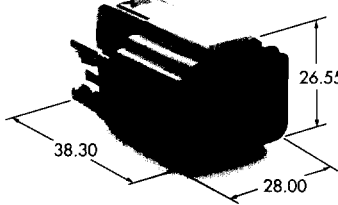
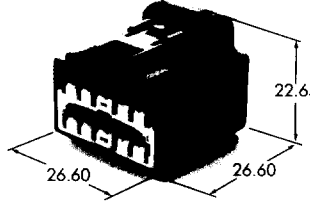

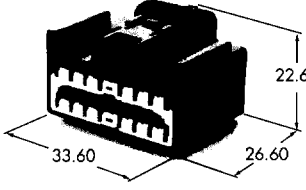
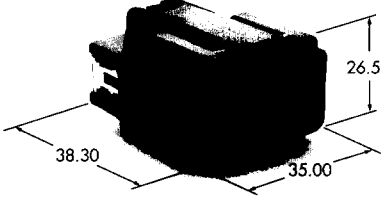
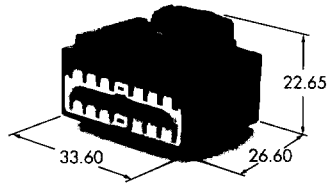
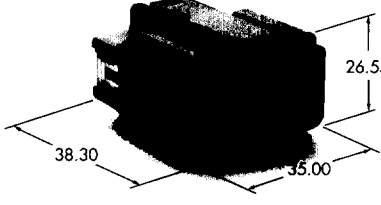
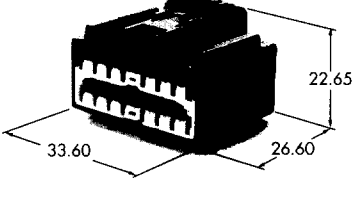


1.5 x 0.8

unsealed connection system

Housing Material: HPA

UNIT: mm

Poles	Male Housing	Female Housing
10	 <p>7282-5533-40</p>	 <p>7283-5533-40</p>
10	 <p>7282-5683-60</p>	 <p>7283-5683-60</p>
12	 <p>7282-5540-40</p>	 <p>7283-5540-40</p>
16	 <p>7282-5534-60</p>	 <p>7283-5534-60</p>
16	 <p>7282-5535-90</p>	 <p>7283-5535-90</p>
16	 <p>7282-5536-40</p>	 <p>7283-5536-40</p>

