

8-968971-1 ✓ ACTIVE

AMP | AMP MCP 2.8, AMP MCP Connector System

TE Internal #: 8-968971-1

Housing for Female Terminals, Wire-to-Wire, 9 Position, .197 in [5 mm] Centerline, Yellow, Signal, Cable Mount (Free-Hanging), Hybrid

[View on TE.com >](#)



Connectors > Automotive Connectors > Connector Housings > AMP MCP, UNSEALED CONNECTOR HOUSING



Connector & Housing Type: **Housing for Female Terminals**

Mating Tab Width: **2.8 mm [ .11 in ]**

Connector System: **Wire-to-Wire**

Number of Positions: **9**

Centerline (Pitch): **5 mm [ .197 in ]**

[All AMP MCP, UNSEALED CONNECTOR HOUSING \(187\)](#)

## Features

### Product Type Features

Connector & Housing Shape	Rectangular
Connector & Housing Type	Housing for Female Terminals
Connector System	Wire-to-Wire
Sealable	No
Hybrid Connector	No
Primary Locking Feature	On the Terminal

### Configuration Features

Number of Positions	9
Number of Rows	3

### Electrical Characteristics

Operating Voltage	28 VDC
Nominal Voltage Architecture	12 V, 24 V



### Body Features

Cable Exit Angle	180°
Body Material	PBT GF
Primary Product Color	Yellow
Connector Code	A

### Contact Features

Contact Size	2.8mm
Contact Type	Receptacle
Mating Tab Width	2.8 mm[.11 in]

### Mechanical Attachment

Mounting Feature	Without
Terminal Position Assurance	Yes
Strain Relief	Without
Mating Alignment Type	Keyed
Mating Alignment	With
Connector Mounting Type	Cable Mount (Free-Hanging)

### Housing Features

Centerline (Pitch)	5 mm[.197 in]
--------------------	---------------

### Dimensions

Product Width	21 mm[.827 in]
Product Length	21 mm[.827 in]
Product Height	24 mm[.945 in]

### Usage Conditions

Operating Temperature (Max)	70 °C, 75 °C, 80 °C, 85 °C, 90 °C, 100 °C, 105 °C, 110 °C, 120 °C[158 °F][167 °F][176 °F][185 °F][194 °F][212 °F][221 °F][230 °F][248 °F]
Operating Temperature Range	-40 – 120 °C[-40 – 248 °F]

### Operation/Application

Circuit Application	Signal
---------------------	--------

### Packaging Features

Packaging Quantity	1000
Packaging Method	Box



Other

Serviceable	No
Connector Position Assurance Capable	No

Product Compliance

[For compliance documentation, visit the product page on TE.com>](#)

EU RoHS Directive 2011/65/EU	Compliant
EU ELV Directive 2000/53/EC	Compliant
China RoHS 2 Directive MIIT Order No 32, 2016	No Restricted Materials Above Threshold
EU REACH Regulation (EC) No. 1907/2006	Current ECHA Candidate List: JAN 2022 (223) Candidate List Declared Against: JAN 2022 (223) Does not contain REACH SVHC
Halogen Content	Low Halogen - Br, Cl, F, I < 900 ppm per homogenous material. Also BFR/CFR/PVC Free
Solder Process Capability	Not applicable for solder process capability

Product Compliance Disclaimer

This information is provided based on reasonable inquiry of our suppliers and represents our current actual knowledge based on the information they provided. This information is subject to change. The part numbers that TE has identified as EU RoHS compliant have a maximum concentration of 0.1% by weight in homogenous materials for lead, hexavalent chromium, mercury, PBB, PBDE, DBP, BBP, DEHP, DIBP, and 0.01% for cadmium, or qualify for an exemption to these limits as defined in the Annexes of Directive 2011/65/EU (RoHS2). Finished electrical and electronic equipment products will be CE marked as required by Directive 2011/65/EU. Components may not be CE marked. Additionally, the part numbers that TE has identified as EU ELV compliant have a maximum concentration of 0.1% by weight in homogenous materials for lead, hexavalent chromium, and mercury, and 0.01% for cadmium, or qualify for an exemption to these limits as defined in the Annexes of Directive 2000/53/EC (ELV). Regarding the REACH Regulation, the information TE provides on SVHC in articles for this part number is based on the latest European Chemicals Agency (ECHA) 'Guidance on requirements for substances in articles' posted at this URL: <https://echa.europa.eu/guidance-documents/guidance-on-reach>

Compatible Parts



TE Part # CAT-T4827-CH8172  
TIMER, CONNECTOR HOUSING



TE Part # CAT-LMPH9507  
LOW & MEDIUM POWER HEADER



TE Part # 1-967626-1  
TAB HOUSING, 2,8MM,9POS.




TE Part # CAT-AM705-T273  
AMP MCP, RECEPTACLE AND TAB

Also in the Series | AMP MCP 2.8



Automotive Connector Caps & Covers (1)



Automotive Connector Locks & Position Assurance(6)



Automotive Housings(179)



Automotive Seals & Cavity Plugs(1)




Automotive Terminals(6)



Insertion & Extraction Tools(6)



Module Components(1)




PCB Headers & Receptacles(1)

## Also in the Series | AMP MCP Connector System



Automotive Connector Caps & Covers (24)




Automotive Connector Locks & Position Assurance(7)



Automotive Housings(352)



Automotive Seals & Cavity Plugs(6)



Automotive Terminals(125)



Insertion & Extraction Tools(13)



Other Automotive Connector Accessories(2)



PCB Headers & Receptacles(29)

## Customers Also Bought





## Documents

### Product Drawings

#### MCP2.8 GEH 9P

English

#### MCP2.8 GEH 9P

English

### CAD Files

#### 3D PDF

3D

#### Customer View Model

[ENG\\_CVM\\_CVM\\_8-968971-1\\_F.2d\\_dxf.zip](#)

English

#### Customer View Model

[ENG\\_CVM\\_CVM\\_8-968971-1\\_F.3d\\_igs.zip](#)

English

#### Customer View Model

[ENG\\_CVM\\_CVM\\_8-968971-1\\_F.3d\\_stp.zip](#)

English

#### 3D PDF

English

#### Customer View Model

[ENG\\_CVM\\_8-968971-1\\_A1.3d\\_igs.zip](#)

English

#### Customer View Model

[ENG\\_CVM\\_8-968971-1\\_A1.3d\\_stp.zip](#)

English



### Customer View Model

[ENG\\_CVM\\_8-968971-1\\_A1.2d\\_dxf.zip](#)

English

By downloading the CAD file I accept and agree to the [Terms and Conditions](#) of use.

### Product Specifications

[Application Specification](#)

English

### Product Environmental Compliance

[Product Compliance](#)

English

[Product Compliance](#)

English