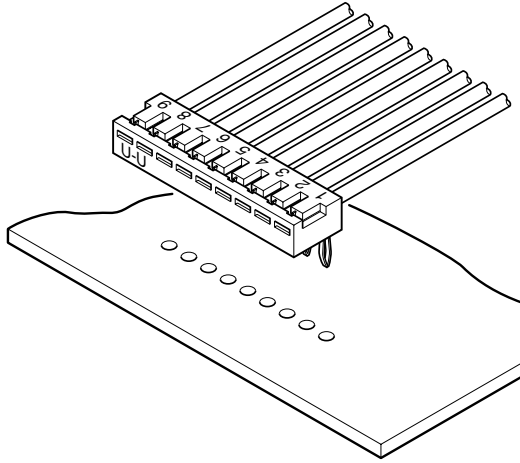




# SJN CONNECTOR

2.0mm pitch/Board-in Crimp style connectors



**Side entry type board-in connector, with a mounting height of only 2.8mm and a thickness of 4.9mm.**

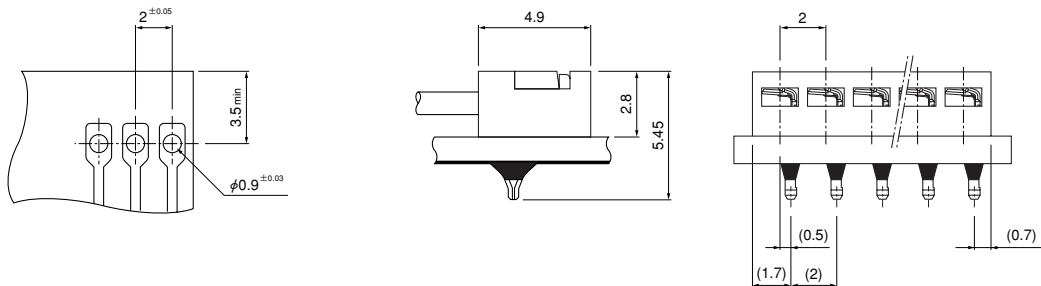
- Housing lances
- Easy mounting onto printed circuit boards

## Specifications

- Current rating: 3 A AC, DC (AWG #22)
  - Voltage rating: 250 V AC, DC
  - Temperature range: -25°C to +85°C  
(including temperature rise in applying electrical current)
  - Insulation resistance: 1,000 MΩ min.
  - Withstanding voltage: 800 VAC/minute
  - Applicable wire: AWG #28 to #22
  - Applicable PC board thickness: 1.2 to 1.6 mm
- \* Refer to "General Instruction and Notice when using Terminals and Connectors" at the end of this catalog.  
\* Contact JST for details.  
\* Compliant with RoHS.

## Standards

Recognized E60389



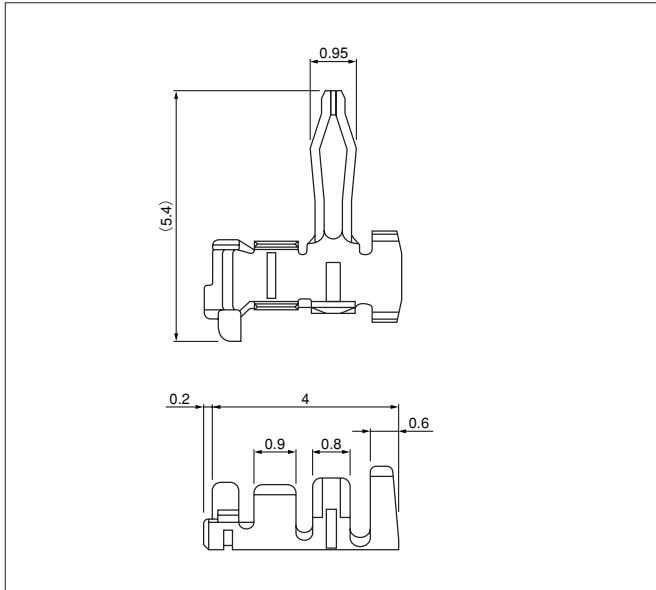
Note: 1. The above figure is the figure viewed from soldering side.

2. Tolerances are non-cumulative: ±0.05mm for all centers.

3. Hole dimensions differ according to the type of PC board and piercing method. The dimensions above should serve as a guideline. Contact JST for details.

# SJN CONNECTOR

## Contact



Model No.	Applicable wire		Insulation O.D.(mm)	Q'ty/ reel
	mm <sup>2</sup>	AWG #		
<b>SJN-001PT-0.9</b>	0.20~0.33	24~22	1.1~1.4	15,000
<b>SJN-002PT-0.9</b>	0.08~0.22	28~24	0.9~1.4	18,000

### Material and Finish

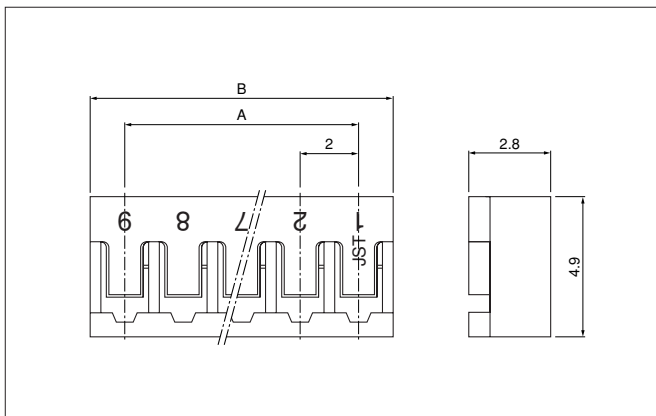
Brass, tin-plated (reflow treatment)

### RoHS compliance

Note: Contact JST if you require shielded wires, thin wires or other special wires.

Contact	Crimping machine	Applicator		
		Crimp applicator	Dies	Crimp applicator with dies
<b>SJN-001PT-0.9</b>	AP-K2N	MKS-L	MK/SJN-001-09	APLMK SJN001-09
		—	—	—
<b>SJN-002PT-0.9</b>		MKS-L	MK/SJN-002-09	APLMK SJN002-09
		—	—	—

## Housing



Circuits	Model No.	Dimensions (mm)		Q'ty / bag
		A	B	
2	<b>02P-SJN</b>	2.0	4.4	2,000
3	<b>03P-SJN</b>	4.0	6.4	1,000
4	<b>04P-SJN</b>	6.0	8.4	1,000
6	<b>06P-SJN</b>	10.0	12.4	1,000
7	<b>07P-SJN</b>	12.0	14.4	1,000
8	<b>08P-SJN</b>	14.0	16.4	1,000
9	<b>09P-SJN</b>	16.0	18.4	1,000
10	<b>10P-SJN</b>	18.0	20.4	1,000
11	<b>11P-SJN</b>	20.0	22.4	5,000

### Material

PA 66, UL94V-0, natural (white)

### RoHS compliance