

282686-1 ✓ ACTIVE

AMP | Timer Connector System

TE Internal #: 282686-1

Housing for Male Terminals, Wire-to-Wire, 3 Position, .197 in [5 mm] Centerline, Sealable, Brown, Signal, Timer Connector System

[View on TE.com >](#)



Connectors > Automotive Connectors > Connector Housings > TIMER, CONNECTOR HOUSING



Connector & Housing Type: **Housing for Male Terminals**

Mating Tab Width: **3 mm [ .118 in ]**

Connector System: **Wire-to-Wire**

Number of Positions: **3**

Centerline (Pitch): **5 mm [ .197 in ]**

[All TIMER, CONNECTOR HOUSING \(543\)](#)

## Features

### Product Type Features

Connector & Housing Shape	Rectangular
Connector & Housing Type	Housing for Male Terminals
Connector System	Wire-to-Wire
Sealable	Yes
Hybrid Connector	No
Primary Locking Feature	Integrated in Housing

### Configuration Features

Number of Positions	3
Number of Rows	1

### Electrical Characteristics

Operating Voltage	24 VDC
Nominal Voltage Architecture	12 V, 24 V

### Body Features

Cable Exit Angle	180°
Body Material	PA
Primary Product Color	Brown

### Contact Features



Contact Size	2.8mm
Contact Type	Tab
Mating Tab Width	3 mm[.118 in]

#### Mechanical Attachment

Mounting Feature	Without
Terminal Position Assurance	Yes
Strain Relief	Without
Mating Alignment Type	Polarization Slot
Mating Alignment	With
Connector Mounting Type	Cable Mount (Free-Hanging)

#### Housing Features

Centerline (Pitch)	5 mm[.197 in]
--------------------	---------------

#### Dimensions

Product Width	24.5 mm[.965 in]
Product Length	30.4 mm[1.197 in]
Product Height	38.2 mm[1.504 in]
Row-to-Row Spacing	5.5 mm[.217 in]

#### Usage Conditions

Operating Temperature (Max)	70 °C, 75 °C, 80 °C, 85 °C, 90 °C, 100 °C, 105 °C, 110 °C, 120 °C, 125 °C[158 °F][167 °F][176 °F][185 °F][194 °F][212 °F][221 °F][230 °F][248 °F][257 °F]
Operating Temperature Range	-30 – 125 °C[-22 – 257 °F]

#### Operation/Application

Circuit Application	Signal
---------------------	--------

#### Industry Standards

Degree of Protection	IP54K
----------------------	-------

#### Packaging Features

Packaging Method	Bag
------------------	-----

#### Other

Serviceable	Yes
Connector Position Assurance Capable	No

## Product Compliance

[For compliance documentation, visit the product page on TE.com>](#)

EU RoHS Directive 2011/65/EU	Compliant
EU ELV Directive 2000/53/EC	Compliant
China RoHS 2 Directive MIIT Order No 32, 2016	No Restricted Materials Above Threshold
EU REACH Regulation (EC) No. 1907/2006	Current ECHA Candidate List: JAN 2022 (223) Candidate List Declared Against: JAN 2022 (223) Does not contain REACH SVHC
Halogen Content	Low Halogen - Br, Cl, F, I < 900 ppm per homogenous material. Also BFR/CFR/PVC Free
Solder Process Capability	Not applicable for solder process capability

### Product Compliance Disclaimer

This information is provided based on reasonable inquiry of our suppliers and represents our current actual knowledge based on the information they provided. This information is subject to change. The part numbers that TE has identified as EU RoHS compliant have a maximum concentration of 0.1% by weight in homogenous materials for lead, hexavalent chromium, mercury, PBB, PBDE, DBP, BBP, DEHP, DIBP, and 0.01% for cadmium, or qualify for an exemption to these limits as defined in the Annexes of Directive 2011/65/EU (RoHS2). Finished electrical and electronic equipment products will be CE marked as required by Directive 2011/65/EU. Components may not be CE marked. Additionally, the part numbers that TE has identified as EU ELV compliant have a maximum concentration of 0.1% by weight in homogenous materials for lead, hexavalent chromium, and mercury, and 0.01% for cadmium, or qualify for an exemption to these limits as defined in the Annexes of Directive 2000/53/EC (ELV). Regarding the REACH Regulation, the information TE provides on SVHC in articles for this part number is based on the latest European Chemicals Agency (ECHA) 'Guidance on requirements for substances in articles' posted at this URL: <https://echa.europa.eu/guidance-documents/guidance-on-reach>

## Compatible Parts

 <p>TE Part # 828905-1 SINGLE-WIRE-SEAL(5MM HOLE)</p>	 <p>TE Part # CAT-T4827-T273 TIMER, RECEPTACLE AND TAB</p>	 <p>TE Part # 828904-1 SINGLE WIRE SEAL FOR J.P.T.CON</p>
--	--	--

Also in the Series | [Timer Connector System](#)



Automotive Connector Caps & Covers (11)



Automotive Connector Locks & Position Assurance(16)



Automotive Housings(219)



Automotive Seals & Cavity Plugs(31)



Automotive Terminals(140)




Crimp Terminal Housings(13)




Insertion & Extraction Tools(20)



Other Automotive Connector Accessories(1)

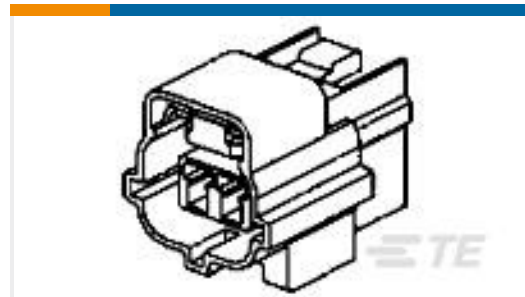


PCB Headers & Receptacles(78)



Quick Disconnects(4)

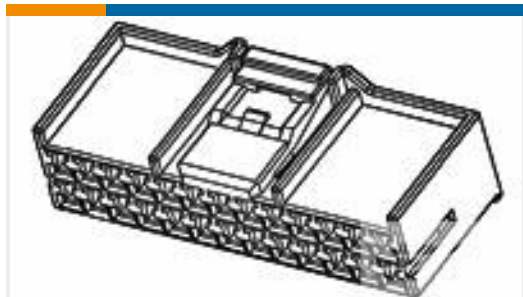
## Customers Also Bought



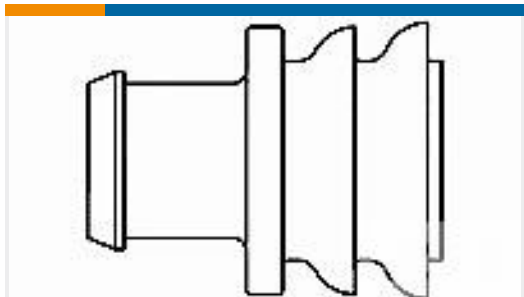
TE Part #174352-2  
070 ECONOSEAL MARK-2 PLUG 2P



TE Part #929939-1  
JPT REC 2.8 Contact SWS Sn



TE Part #936098-2  
090III 26P PLUG ASSY BLACK



TE Part #281934-4  
SINGLE WIRE SEAL



TE Part #2366036-1  
48POS,MCON 1.2,REC HSG ASSY,  
UNSLD,COD A



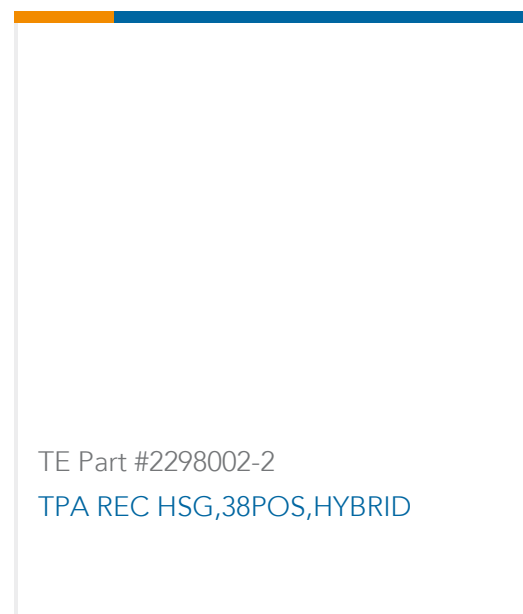
TE Part #2366036-2  
48POS,MCON 1.2,REC HSG ASSY,  
UNSLD,COD B



TE Part #2366066-1  
48POS,MCON 1.2,TAB HSG ASSY,  
UNSLD,COD A



TE Part #2366066-2  
48POS,MCON 1.2,TAB HSG ASSY,  
UNSLD,COD B



## Documents

### CAD Files

#### 3D PDF

3D

#### Customer View Model

[ENG\\_CVM\\_CVM\\_282686-1\\_D\\_c-282686-1-d.2d\\_dxf.zip](#)

English

#### Customer View Model

[ENG\\_CVM\\_CVM\\_282686-1\\_D\\_c-282686-1-d.3d\\_igs.zip](#)

English

#### Customer View Model

[ENG\\_CVM\\_CVM\\_282686-1\\_D\\_c-282686-1-d.3d\\_stp.zip](#)

English

By downloading the CAD file I accept and agree to the [Terms and Conditions](#) of use.

### Datasheets & Catalog Pages

#### Timer Interconnection System

English

### Product Specifications

#### Product Specification

English

### Product Environmental Compliance

#### Product Compliance

English

#### Product Compliance

English

### Instruction Sheets

#### 2-7 positions junior power timer splash proof connectors

English

#### Instruction Sheet (non U.S.)

English