



Economy Power 2.5

TE Internal #: 2110989-1

Connector Contact, Socket, Wire-to-Wire, .098 in [2.5 mm]

Centerline, 26 – 22 AWG Wire Size, .13 – .36 mm² Wire Size, Pre-

Tin, Reel, Economy Power 2.5

[View on TE.com >](#)

Connectors > PCB Connectors > Wire-to-Board Connectors > Wire-to-Board Connector Contacts



Contact Type: **Socket**

Connector System: **Wire-to-Wire**

Centerline (Pitch): **2.5 mm [.098 in]**

Wire Size: **.13 – .36 mm²**

Features

Product Type Features

Connector System	Wire-to-Wire
Sealable	No
Connector & Contact Terminates To	Wire & Cable

Configuration Features

Compatible With Wire & Cable Type	Discrete Wire
-----------------------------------	---------------

Electrical Characteristics

Operating Voltage	250 VAC
-------------------	---------

Contact Features

Mating Square Post Dimension	.6 mm[.024 in]
Wire Contact Termination Area Plating Material	Pre-Tin
Contact Mating Area Plating Material Thickness	.8 μm[31.49 μin]
Contact Length	1.8 mm[.071 in]
Contact Base Material	Phosphor Bronze
Contact Type	Socket



Contact Mating Area Plating Material	Pre-Tin
--------------------------------------	---------

Contact Current Rating (Max)	4.2 A
------------------------------	-------

Termination Features

Termination Method to Wire & Cable	Crimp
------------------------------------	-------

Mechanical Attachment

Connector Mounting Type	Cable Mount (Free-Hanging)
-------------------------	----------------------------

Housing Features

Centerline (Pitch)	2.5 mm [.098 in]
--------------------	------------------

Dimensions

Accepts Wire Insulation Diameter Range	1.3 – 1.9 mm [.051 – .075 in]
--	-------------------------------

Wire Size	.13 – .36 mm ²
-----------	---------------------------

Usage Conditions

Operating Temperature Range	-55 – 105 °C [-67 – 221 °F]
-----------------------------	-----------------------------

Operation/Application

Circuit Application	Signal
---------------------	--------

Industry Standards

Glow Wire Rating	Standard Part - Not Glow Wire
------------------	-------------------------------

Packaging Features

Packaging Quantity	8000
--------------------	------

Packaging Method	Reel
------------------	------

Product Compliance

[For compliance documentation, visit the product page on TE.com>](#)

EU RoHS Directive 2011/65/EU	Compliant
------------------------------	-----------

EU ELV Directive 2000/53/EC	Compliant
-----------------------------	-----------

China RoHS 2 Directive MIIT Order No 32, 2016	No Restricted Materials Above Threshold
---	---

EU REACH Regulation (EC) No. 1907/2006	Current ECHA Candidate List: JAN 2022 (223) Candidate List Declared Against: JAN 2022 (223) Does not contain REACH SVHC
--	---

Halogen Content	Low Halogen - Br, Cl, F, I < 900 ppm per homogenous material. Also BFR/CFR/PVC Free
-----------------	---



Solder Process Capability

Not applicable for solder process capability

Product Compliance Disclaimer

This information is provided based on reasonable inquiry of our suppliers and represents our current actual knowledge based on the information they provided. This information is subject to change. The part numbers that TE has identified as EU RoHS compliant have a maximum concentration of 0.1% by weight in homogenous materials for lead, hexavalent chromium, mercury, PBB, PBDE, DBP, BBP, DEHP, DIBP, and 0.01% for cadmium, or qualify for an exemption to these limits as defined in the Annexes of Directive 2011/65/EU (RoHS2). Finished electrical and electronic equipment products will be CE marked as required by Directive 2011/65/EU. Components may not be CE marked. Additionally, the part numbers that TE has identified as EU ELV compliant have a maximum concentration of 0.1% by weight in homogenous materials for lead, hexavalent chromium, and mercury, and 0.01% for cadmium, or qualify for an exemption to these limits as defined in the Annexes of Directive 2000/53/EC (ELV). Regarding the REACH Regulation, the information TE provides on SVHC in articles for this part number is based on the latest European Chemicals Agency (ECHA) 'Guidance on requirements for substances in articles' posted at this URL: <https://echa.europa.eu/guidance-documents/guidance-on-reach>

Compatible Parts

 <p>TE Part # 1969442-9 EP 2.5 TPA Housing, 9 Pos</p>	 <p>TE Part # 1969442-7 EP 2.5 TPA Housing, 7 Pos</p>	 <p>TE Part # 1-1123722-5 3.96 EP PLUG HSG 5P(NATURAL)</p>	 <p>TE Part # 1744417-3 3 POS EP 2.5 HSG, GLOW WIRE</p>
 <p>TE Part # 1969443-9 EP 2.5 TPA Retainer, 9 Pos</p>	 <p>TE Part # 2132781-6 06P EP-II HOUSING, NATURAL</p>	 <p>TE Part # 1-1123722-6 3.96 EP PLUG HSG 6P(NATURAL)</p>	 <p>TE Part # 1744417-4 4 POS EP 2.5 HSG, GLOW WIRE</p>
 <p>TE Part # 1-1123722-2 3.96 EP PLUG HSG 2P(NATURAL)</p>	 <p>TE Part # 1-1123722-4 3.96 EP PLUG HSG 4P(NATURAL)</p>	 <p>TE Part # 1-1123723-7 3.96 EP HDR ASSY 7P(NATURAL)</p>	 <p>TE Part # 1-1969443-1 EP 2.5 TPA Retainer, 11 Pos</p>




TE Part # 1969442-6
EP 2.5 TPA Housing, 6 Pos



TE Part # 2132781-3
03P EP-II HOUSING, NATURAL



TE Part # 1-1123722-3
3.96 EP PLUG HSG 3P(NATURAL)



TE Part # 1-1744418-4
14 POS EP 2.5 HDR, GLOW WIRE




TE Part # 1969442-3
EP 2.5 TPA Housing, 3 Pos



TE Part # 1744417-6
6 POS EP 2.5 HSG, GLOW WIRE




TE Part # 1969443-7
EP 2.5 TPA Retainer, 7 Pos



TE Part # 1-1969443-4
EP 2.5 TPA Retainer, 14 Pos


Also in the Series | Economy Power 2.5




Insertion & Extraction Tools(1)




PCB Headers & Receptacles(210)




PCB Latches, Locks & Retainers(49)



Rectangular Power Connectors(43)



Wire-to-Board Connector Assemblies & Housings(216)



Wire-to-Board Connector Contacts(6)

Customers Also Bought



TE Part #1-1971772-4
PTL 1X4 CAP PANEL MT STD TEMP
KEY A NAT



TE Part #1969442-7
EP 2.5 TPA Housing, 7 Pos



TE Part #2132781-9
09P EP-II HOUSING, NATURAL



TE Part #1969443-6
EP 2.5 TPA Retainer, 6 Pos



TE Part #1969443-4
EP 2.5 TPA Retainer, 4 Pos



TE Part #1971788-2
PTL TAB CONTACT, 2X18 AWG



TE Part #1-1744498-0
10P EP-II HOUSING, BLACK



TE Part #521284-1
ULTRA-POD 187 ASSY REC 20-16
AWG BR



TE Part #6-2338183-4
EP 2.5 HOUSING 4P, YELLOW, UL
version

Documents

Product Drawings

[EP 2.5 RCPT CONTACT, 26-22 AWG](#)

English

CAD Files

[3D PDF](#)

3D

Customer View Model

[ENG_CVM_CVM_2110989-1_D.2d_dxf.zip](#)

English

Customer View Model

[ENG_CVM_CVM_2110989-1_D.3d_igs.zip](#)

English

Customer View Model

[ENG_CVM_CVM_2110989-1_D.3d_stp.zip](#)

English

By downloading the CAD file I accept and agree to the [Terms and Conditions](#) of use.

Datasheets & Catalog Pages

[7-1773458-5_ECONOMY_POWER_QRG](#)

English

[7-1773461-6_EP2.5_Connector_Series](#)

English

Product Specifications

[Application Specification](#)

English



Product Environmental Compliance

[MD_2110989-1_09062018102_dmtec](#)

English

[MD_2110989-1_09062018102_dmtec](#)

English

Instruction Sheets

[Instruction Sheet \(U.S.\)](#)

English

Agency Approvals

[VDE Certificate](#)

English