

284743-1 ✓ ACTIVE

AMP | MQS

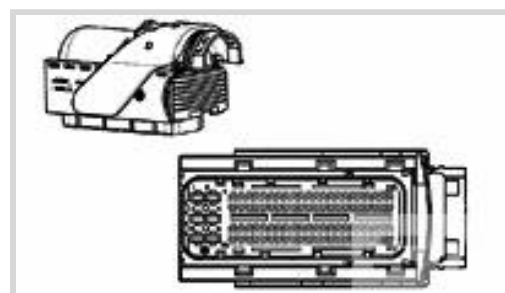
TE Internal #: 284743-1

Housing for Female Terminals, Wire-to-Device / Wire-to-Board, 94 Position, .205 in / .118 in [2.54 mm] Centerline, Sealable, Black, Signal, MQS

[View on TE.com >](#)



Connectors > Automotive Connectors > Connector Housings > MQS, CONNECTOR HOUSING



Connector & Housing Type: **Housing for Female Terminals**

Mating Tab Width: **.63 mm [ .025 in, .059 in, .11 in ]**

Connector System: **Wire-to-Board, Wire-to-Device**

Number of Positions: **94**

Centerline (Pitch): **2.54 mm [ .118 in, .205 in ]**

[All MQS, CONNECTOR HOUSING \(557\)](#)

## Features

### Product Type Features

Connector & Housing Shape	Rectangular
Connector & Housing Type	Housing for Female Terminals
Connector System	Wire-to-Board, Wire-to-Device
Sealable	Yes
Hybrid Connector	Yes
Primary Locking Feature	Integrated in Housing

### Configuration Features

Number of Positions	94
Number of Rows	4

### Electrical Characteristics

Operating Voltage	24 VDC
Nominal Voltage Architecture	12 V, 24 V

### Body Features

Cable Exit Angle	90°
Body Material	PA GF
Primary Product Color	Black



### Contact Features

Contact Size	.64mm, 1.5mm, 2.8K
Contact Type	Receptacle
Mating Tab Width	.63 mm[.025 in][.059 in][.11 in]

### Mechanical Attachment

Mounting Feature	Without
Terminal Position Assurance	Yes
Strain Relief	Without
Mating Alignment Type	Polarization Slot
Mating Alignment	With
Connector Mounting Type	Cable Mount (Free-Hanging)

### Housing Features

Centerline (Pitch)	2.54 mm[.118 in][.205 in]
--------------------	---------------------------

### Dimensions

Product Width	46 mm[1.811 in]
Product Length	97 mm[3.819 in]
Product Height	74.3 mm[2.925 in]
Row-to-Row Spacing	5 mm[.197 in]

### Usage Conditions

Operating Temperature (Max)	70 °C, 75 °C, 80 °C, 85 °C, 90 °C, 100 °C, 105 °C, 110 °C, 120 °C, 125 °C[158 °F][167 °F][176 °F][185 °F][194 °F][212 °F][221 °F][230 °F][248 °F][257 °F]
Operating Temperature Range	-40 – 125 °C[-40 – 257 °F]

### Operation/Application

Circuit Application	Signal
---------------------	--------

### Packaging Features

Packaging Method	Box
------------------	-----

### Other

Serviceable	Yes
Connector Position Assurance Capable	Yes

### Product Compliance



[For compliance documentation, visit the product page on TE.com>](#)

EU RoHS Directive 2011/65/EU	Compliant
EU ELV Directive 2000/53/EC	Compliant
China RoHS 2 Directive MIIT Order No 32, 2016	No Restricted Materials Above Threshold
EU REACH Regulation (EC) No. 1907/2006	Current ECHA Candidate List: JAN 2022 (223) Candidate List Declared Against: JAN 2022 (223) Does not contain REACH SVHC
Halogen Content	BFR/CFR/PVC Free, but Br/Cl >900 ppm in other sources.
Solder Process Capability	Not applicable for solder process capability

Product Compliance Disclaimer

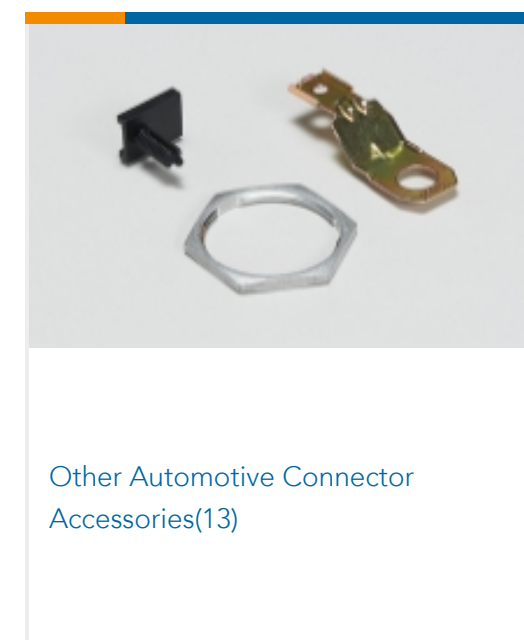
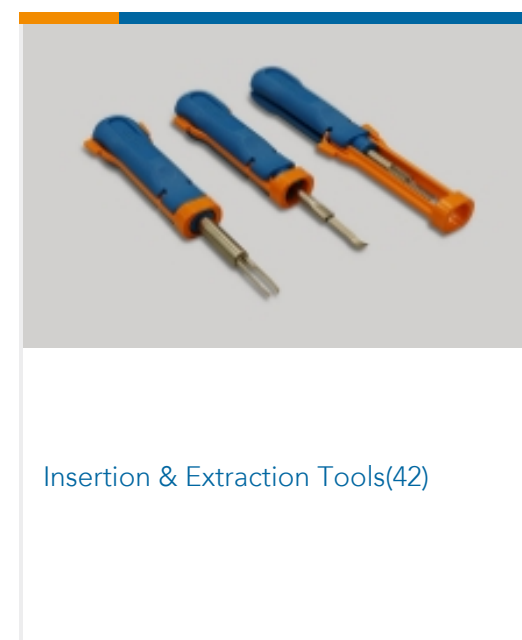
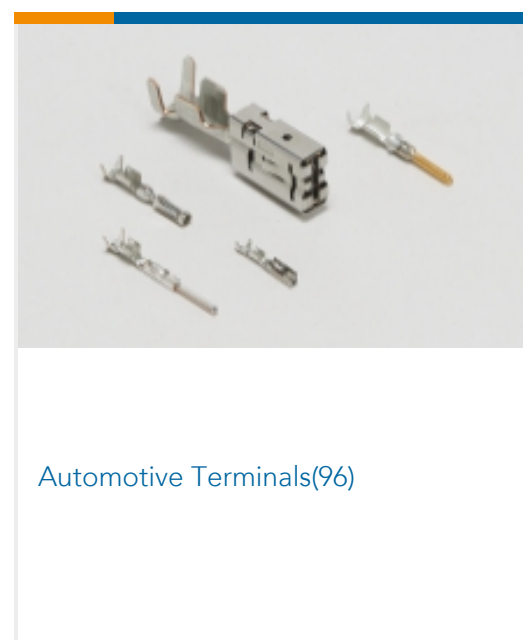
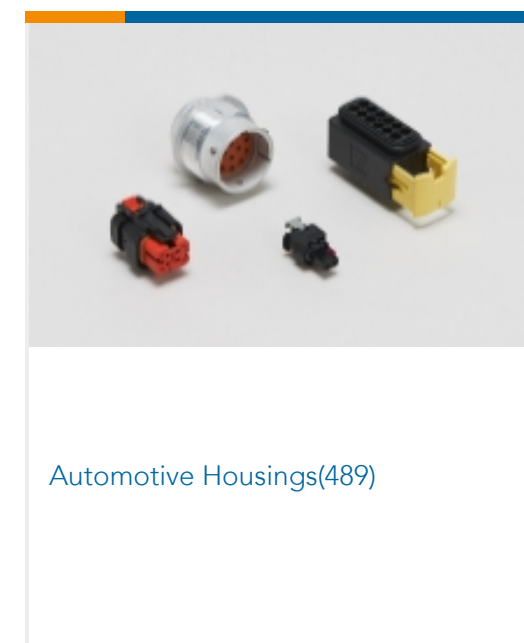
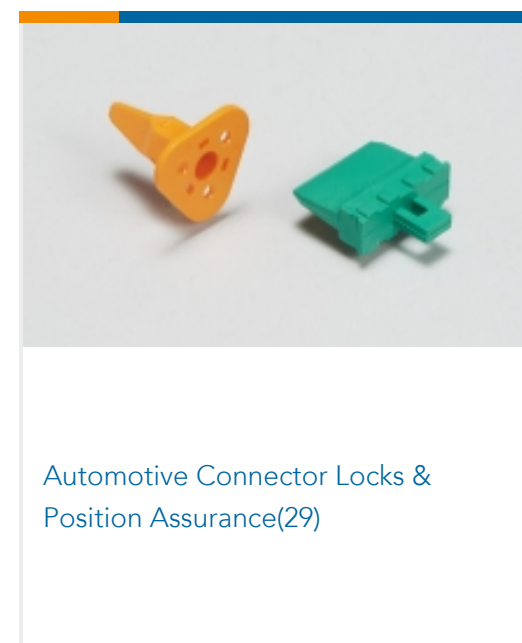
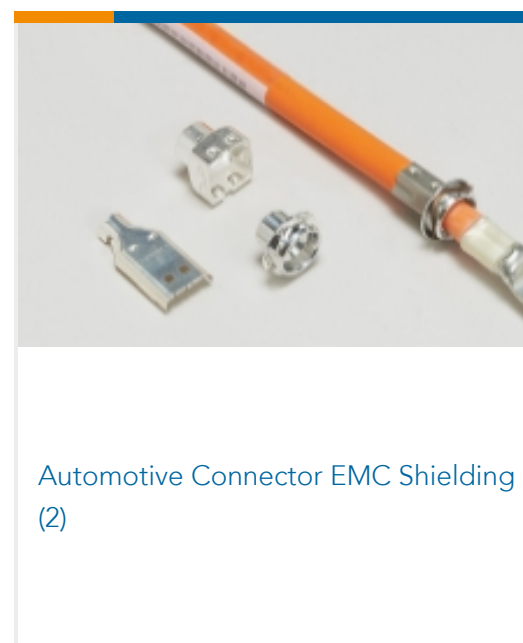
This information is provided based on reasonable inquiry of our suppliers and represents our current actual knowledge based on the information they provided. This information is subject to change. The part numbers that TE has identified as EU RoHS compliant have a maximum concentration of 0.1% by weight in homogenous materials for lead, hexavalent chromium, mercury, PBB, PBDE, DBP, BBP, DEHP, DIBP, and 0.01% for cadmium, or qualify for an exemption to these limits as defined in the Annexes of Directive 2011/65/EU (RoHS2). Finished electrical and electronic equipment products will be CE marked as required by Directive 2011/65/EU. Components may not be CE marked. Additionally, the part numbers that TE has identified as EU ELV compliant have a maximum concentration of 0.1% by weight in homogenous materials for lead, hexavalent chromium, and mercury, and 0.01% for cadmium, or qualify for an exemption to these limits as defined in the Annexes of Directive 2000/53/EC (ELV). Regarding the REACH Regulation, the information TE provides on SVHC in articles for this part number is based on the latest European Chemicals Agency (ECHA) 'Guidance on requirements for substances in articles' posted at this URL: <https://echa.europa.eu/guidance-documents/guidance-on-reach>

## Compatible Parts

 <p>TE Part # 828922-1 2,5MM CAVITY PLUG FOR 5,4MM DI</p>	 <p>TE Part # 963294-1 SINGLE WIRE SEAL INSULATION DI</p>	 <p>TE Part # CAT-AM705-T273 AMP MCP, RECEPTACLE AND TAB</p>	 <p>TE Part # CAT-M8793-T273 MQS, RECEPTACLE AND TAB</p>
 <p>TE Part # 963293-1 SEALING F JPT+2,8</p>	 <p>TE Part # 963292-1 WIRE SEALING 2,2</p>	 <p>TE Part # 1394872-1 SEALING PLUG 1,5MM</p>	 <p>TE Part # 284583-1 CAVITY PLUG FOR 64 POS CONNECT</p>



## Also in the Series | MQS







PCB Headers & Receptacles(206)

## Customers Also Bought



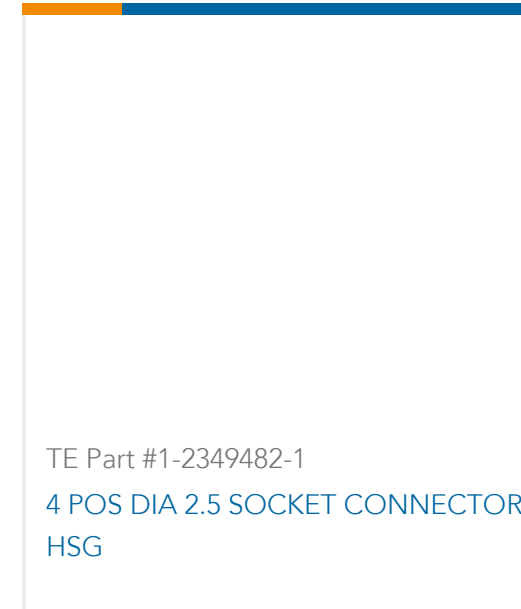
TE Part #1480968-1  
ASSY 4 POSN. 2,8MM REC.



TE Part #926986-1  
MNL BUCHSE 3,5 MM



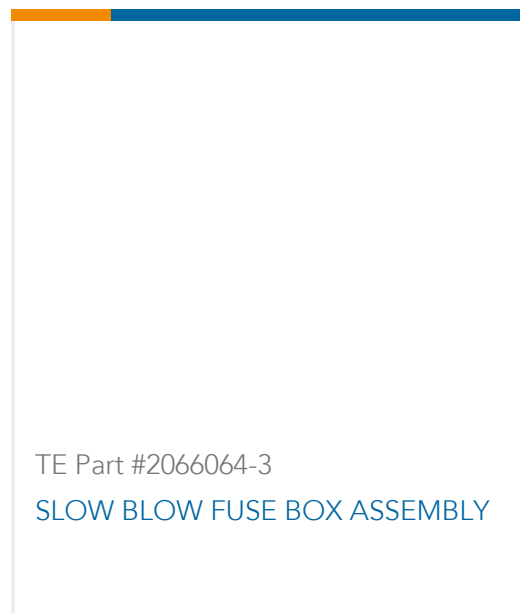
TE Part #936060-2  
2.8MM SLD 3P PLUG ASSY-TDC



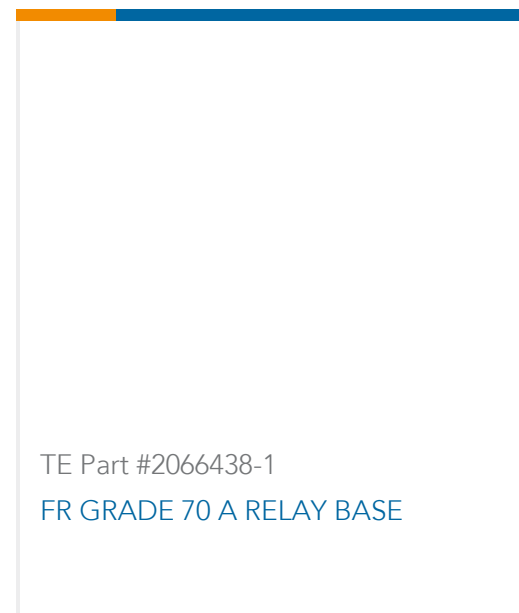
TE Part #1-2349482-1  
4 POS DIA 2.5 SOCKET CONNECTOR HSG



TE Part #1203559-2  
FUSE BASE MODULE(FR)



TE Part #2066064-3  
SLOW BLOW FUSE BOX ASSEMBLY




TE Part #2066438-1  
FR GRADE 70 A RELAY BASE



TE Part #282435-5  
RELAY HSG.W.SEC.LOCK.ASSY9 POS



TE Part #282435-6  
RELAY HSG.W.SEC.LOCK.ASSY9 POS



TE Part #9-1203558-9  
FUSE & RELAY ADAPTOR(FR)

## Documents

### Product Drawings

94POS MIXED MQS REC SEALED

English

### CAD Files

Customer View Model

ENG\_CVM\_CVM\_284743-1\_E.2d\_dxf.zip

English

3D PDF



3D

Customer View Model

[ENG\\_CVM\\_CVM\\_284743-1\\_E.3d\\_igs.zip](#)

English

Customer View Model

[ENG\\_CVM\\_CVM\\_284743-1\\_E.3d\\_stp.zip](#)

English

By downloading the CAD file I accept and agree to the [Terms and Conditions](#) of use.

---

### Datasheets & Catalog Pages

[Micro Quadlok Interconnection System \(MQS\)](#)

English

---

### Product Specifications

[Product Specification](#)

English

---

### Product Environmental Compliance

[Product Compliance](#)

English

[Product Compliance](#)

English

---

### Instruction Sheets

[Instruction Sheet \(non U.S.\)](#)

English