

1544133-1 ✓ ACTIVE

NG Power Terminals and Connectors, NG1

TE Internal #: 1544133-1

Automotive Terminals, Receptacle, Mating Tab Width 6.35 mm [.25 in], Tab Thickness .031 in [.8 mm], NG Power Terminals and Connectors

[View on TE.com >](#)



Terminals & Splices > Automotive Terminals



Terminal Type: **Receptacle**

Mating Tab Width: **6.35 mm [.25 in]**

Mating Tab Thickness: **.8 mm [.031 in]**

Terminal Transmits: **41 – 100 A (High Power)**

Wire Size: **13 – 9 AWG**

Features

Product Type Features

Sealable	No
Primary Locking Feature	Clean Body

Contact Features

Typical Current Rating	46 A
Crimp Type	F-Crimp
Terminal Type	Receptacle
Mating Tab Width	6.35 mm [.25 in]
Mating Tab Thickness	.8 mm [.031 in]
Interface Plating	Tin (Sn)

Termination Features

Termination Method to Wire & Cable	Crimp
Product Terminates To	Wire

Dimensions

Wire Size	2.5 – 6 mm ²
Wire Size Search	9 AWG, 10 AWG, 11 AWG, 12 AWG, 13 AWG
Wire Insulation Diameter	2.8 – 4.2 mm

Usage Conditions



Insulation Option	Uninsulated
Operating Temperature (Max)	80 °C, 85 °C, 90 °C, 100 °C, 105 °C, 110 °C, 120 °C, 125 °C[176 °F][185 °F][194 °F][212 °F][221 °F][230 °F][248 °F][257 °F]
Operating Temperature Range	-40 – 125 °C[-40 – 257 °F]

Operation/Application

Compatible With Wire Base Material	Copper
------------------------------------	--------

Packaging Features

Packaging Method	Reel
Packaging Quantity	1700

Other

Terminal Transmits	41 – 100 A (High Power)
--------------------	-------------------------

Product Compliance

[For compliance documentation, visit the product page on TE.com>](#)

EU RoHS Directive 2011/65/EU	Compliant
EU ELV Directive 2000/53/EC	Compliant
China RoHS 2 Directive MIIT Order No 32, 2016	No Restricted Materials Above Threshold
EU REACH Regulation (EC) No. 1907/2006	Current ECHA Candidate List: JAN 2022 (223) Candidate List Declared Against: JAN 2022 (223) Does not contain REACH SVHC
Halogen Content	Low Halogen - Br, Cl, F, I < 900 ppm per homogenous material. Also BFR/CFR/PVC Free
Solder Process Capability	Not applicable for solder process capability

Product Compliance Disclaimer

This information is provided based on reasonable inquiry of our suppliers and represents our current actual knowledge based on the information they provided. This information is subject to change. The part numbers that TE has identified as EU RoHS compliant have a maximum concentration of 0.1% by weight in homogenous materials for lead, hexavalent chromium, mercury, PBB, PBDE, DBP, BBP, DEHP, DIBP, and 0.01% for cadmium, or qualify for an exemption to these limits as defined in the Annexes of Directive 2011/65/EU (RoHS2). Finished electrical and electronic equipment products will be CE marked as required by Directive 2011/65/EU. Components may not be CE marked. Additionally, the part numbers that TE has identified as EU ELV compliant have a maximum concentration of 0.1% by weight in homogenous materials for lead, hexavalent chromium, and mercury, and 0.01% for cadmium, or qualify for an exemption to these limits as defined in the Annexes of Directive 2000/53/EC (ELV). Regarding the REACH Regulation, the information TE provides on SVHC in articles for this part number is based on the latest European Chemicals Agency (ECHA) 'Guidance on requirements for substances in articles' posted at this URL: <https://echa.europa.eu/guidance-documents/guidance-on-reach>

Compatible Parts



TE Part # 1544551-1
CONNECTOR 5V 6.35



TE Part # 2305570-1
TERMINAL CUTTER, SIDE FEED



TE Part # 1544551-2
CONNECTOR 5V 6.35



TE Part # 1544147-1
PORTE CLIPS MONTE



TE Part # 1544225-1
PC 3V 6,35 MM NG1



TE Part # 2-2266020-1
OCEAN_2.0_Applicator-S-140F185OV



TE Part # 2-2266020-2
OCEAN_2.0_Applicator-S-140F185OV



TE Part # 2266020-1
OCEAN_2.0_Applicator-S-140F185OV



TE Part # 2266020-2
OCEAN_2.0_Applicator-S-140F185OV



TE Part # 6-1579018-0
EXTRACTION TOOL



TE Part # 7-2266020-1
OCEAN_2.0_Applicator-S-140F185OV



TE Part # 7-2266020-2
OCEAN_2.0_Applicator-S-140F185OV



KIT
REPRESENTATION ONLY

TE Part # 7-2266020-7
OCEAN_2.0_SPARE_PART_KIT-140F185OV




TE Part # 1544225-2
PC 3V 6,35 MM NG1




TE Part # 1544225-3
PC 3V 6,35 MM NG1


Also in the Series | NG Power Terminals and Connectors




Automotive Connector Caps & Covers (2)



Automotive Housings(56)



Automotive Seals & Cavity Plugs(7)



Automotive Terminals(26)




Insertion & Extraction Tools(13)

Also in the Series | NG1



Automotive Connector Caps & Covers (2)



Automotive Housings(47)



Automotive Seals & Cavity Plugs(8)



Automotive Terminals(18)

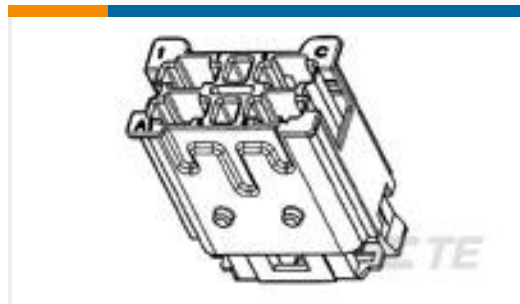


Insertion & Extraction Tools(12)

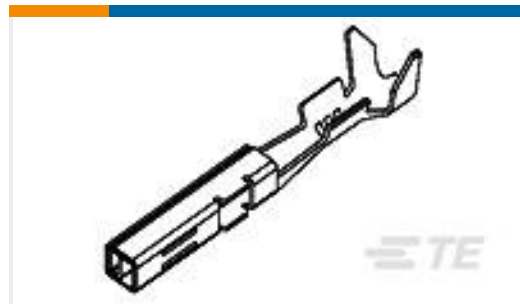
Customers Also Bought



TE Part #1801616-1
FUSES HOLDER 10 MINIFUSES



TE Part #1544147-1
PORTE CLIPS MONTE



TE Part #900293-1
ABS .060 REC CONTACT



TE Part #1801614-3
4 MINIFUSES CLIPSHUNT (2,5-4)



TE Part #1801619-1
RELAY 70A HOLDER



TE Part #1544458-2
BOITIER PC 8 MM 2



TE Part #1544458-1
BOITIER PC 8 MM 2



TE Part #1544141-1
CLIP8MM ECHANCRE S



Documents

Product Drawings

CLIP 6,35 NG1

English

CAD Files

Customer View Model

[ENG_CVM_1544133-1_F.3d_igs.zip](#)

English

Customer View Model

[ENG_CVM_1544133-1_F.3d_stp.zip](#)

English

Customer View Model

[ENG_CVM_1544133-1_F.2d_dxf.zip](#)

English

3D PDF

English

3D PDF

3D

Customer View Model

[ENG_CVM_CVM_1544133-1_O.2d_dxf.zip](#)

English

Customer View Model

[ENG_CVM_CVM_1544133-1_O.3d_igs.zip](#)

English

Customer View Model

[ENG_CVM_CVM_1544133-1_O.3d_stp.zip](#)

English

By downloading the CAD file I accept and agree to the [Terms and Conditions](#) of use.

Product Specifications

Application Specification

German

Product Environmental Compliance

Product Compliance

English



Product Compliance

English

Agency Approvals

UL Report

English