

1534334-1 ✓ ACTIVE

AMP | AMP MCP Connector System

TE Internal #: 1534334-1

Automotive Terminals, Receptacle, Mating Tab Width 1.5 mm [.059 in], Tab Thickness .024 in [.6 mm], 17 – 15 AWG Wire Size, AMP MCP Connector System

[View on TE.com >](#)



Terminals & Splices > Automotive Terminals > AMP MCP, RECEPTACLE AND TAB



Terminal Type: **Receptacle**

Mating Tab Width: 1.5 mm [.059 in]

Mating Tab Thickness: .6 mm [.024 in]

Terminal Transmits: 0 – 24 A (Low Power)

Wire Size: 17 – 15 AWG

[All AMP MCP, RECEPTACLE AND TAB \(125\)](#)

Features

Product Type Features

Receptacle Style	180°
Sealable	No
Primary Locking Feature	Locking Lance

Contact Features

Typical Current Rating	13 A
Crimp Type	F-Crimp
Terminal Type	Receptacle
Mating Tab Width	1.5 mm[.059 in]
Mating Tab Thickness	.6 mm[.024 in]
Interface Plating	Tin (Sn)
Contact Termination Area Plating Material	Tin (Sn)

Termination Features

Termination Method to Wire & Cable	Crimp
Product Terminates To	Wire

Dimensions

Wire Size	1 – 1.5 mm ²
Wire Size Search	15 AWG, 16 AWG, 17 AWG



Wire Insulation Diameter	2.2 – 2.4 mm [.086 – .094 in]
--------------------------	-------------------------------

Usage Conditions

Insulation Option	Uninsulated
Operating Temperature (Max)	80 °C, 85 °C, 90 °C, 100 °C, 105 °C, 110 °C, 120 °C, 125 °C, 130 °C [176 °F][185 °F][194 °F][212 °F][221 °F][230 °F][248 °F][257 °F][266 °F]

Operating Temperature Range	-40 – 130 °C [-40 – 266 °F]
-----------------------------	-----------------------------

Operation/Application

Compatible With Wire Base Material	Copper
------------------------------------	--------

Industry Standards

Agency/Standard	LV214
-----------------	-------

Packaging Features

Packaging Method	Reel
Packaging Quantity	7000

Other

Terminal Transmits	0 – 24 A (Low Power)
--------------------	----------------------

Product Compliance

[For compliance documentation, visit the product page on TE.com>](#)

EU RoHS Directive 2011/65/EU	Compliant
EU ELV Directive 2000/53/EC	Compliant
China RoHS 2 Directive MIIT Order No 32, 2016	No Restricted Materials Above Threshold
EU REACH Regulation (EC) No. 1907/2006	Current ECHA Candidate List: JAN 2022 (223) Candidate List Declared Against: JAN 2022 (223) Does not contain REACH SVHC
Halogen Content	Low Halogen - Br, Cl, F, I < 900 ppm per homogenous material. Also BFR/CFR/PVC Free
Solder Process Capability	Not applicable for solder process capability

Product Compliance Disclaimer

This information is provided based on reasonable inquiry of our suppliers and represents our current actual knowledge based on the information they provided. This information is subject to change. The part numbers that TE has identified as EU RoHS compliant have a maximum concentration of 0.1% by weight in homogenous materials for lead, hexavalent

chromium, mercury, PBB, PBDE, DBP, BBP, DEHP, DIBP, and 0.01% for cadmium, or qualify for an exemption to these limits as defined in the Annexes of Directive 2011/65/EU (RoHS2). Finished electrical and electronic equipment products will be CE marked as required by Directive 2011/65/EU. Components may not be CE marked. Additionally, the part numbers that TE has identified as EU ELV compliant have a maximum concentration of 0.1% by weight in homogenous materials for lead, hexavalent chromium, and mercury, and 0.01% for cadmium, or qualify for an exemption to these limits as defined in the Annexes of Directive 2000/53/EC (ELV). Regarding the REACH Regulation, the information TE provides on SVHC in articles for this part number is based on the latest European Chemicals Agency (ECHA) 'Guidance on requirements for substances in articles' posted at this URL: <https://echa.europa.eu/guidance-documents/guidance-on-reach>

Compatible Parts




TE Part # 1-1579007-1
EXTRACTION TOOL



TE Part # 964972-1
EINZELLEITERDICHUNG



TE Part # 2305570-1
TERMINAL CUTTER, SIDE FEED



TE Part # CAT-AM705-CH8173
AMP MCP, UNSEALED CONNECTOR HOUSING



TE Part # CAT-T4827-T273
TIMER, RECEPTACLE AND TAB



TE Part # CAT-AM705-CH8172
AMP MCP, SEALED CONNECTOR HOUSING



TE Part # 2-2151467-1
OCEAN_2.0_APPLICATOR-S-080F1000




TE Part # 2-2151467-2
OCEAN_2.0_APPLICATOR-S-080F1000



TE Part # 2151467-1
OCEAN_2.0_APPLICATOR-S-080F1000



TE Part # 2151467-2
OCEAN_2.0_APPLICATOR-S-080F1000



TE Part # 5-2151467-1
OCEAN_2.0_APPLICATOR-S-080F1000




TE Part # 5-2151467-2
OCEAN_2.0_APPLICATOR-S-080F1000



TE Part # 7-2151467-1
OCEAN_2.0_APPLICATOR-S-080F1000



TE Part # 7-2151467-2
OCEAN_2.0_APPLICATOR-S-080F1000




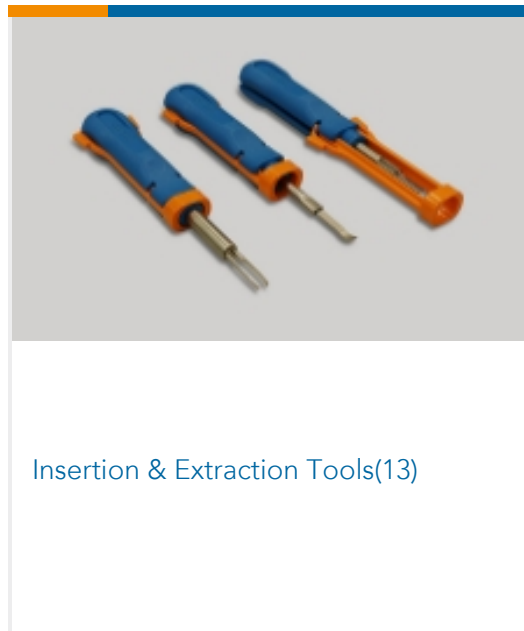
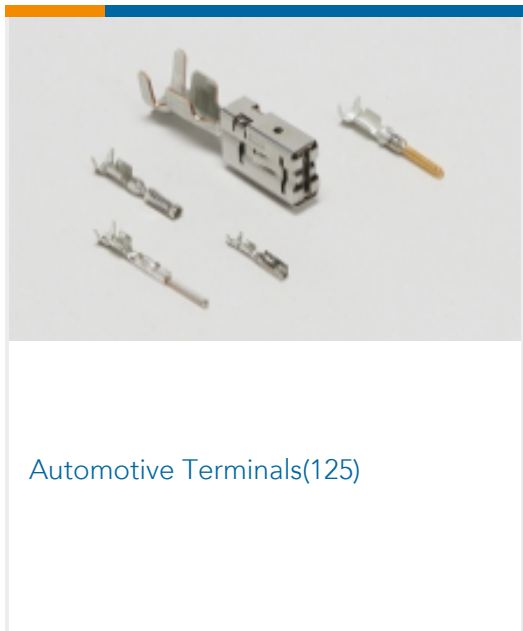
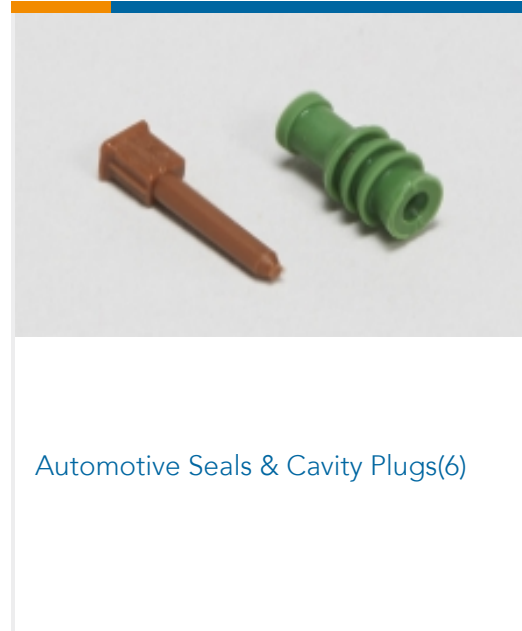
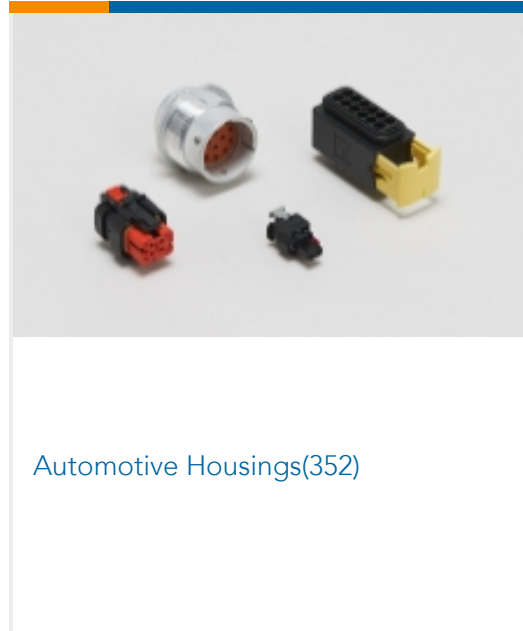
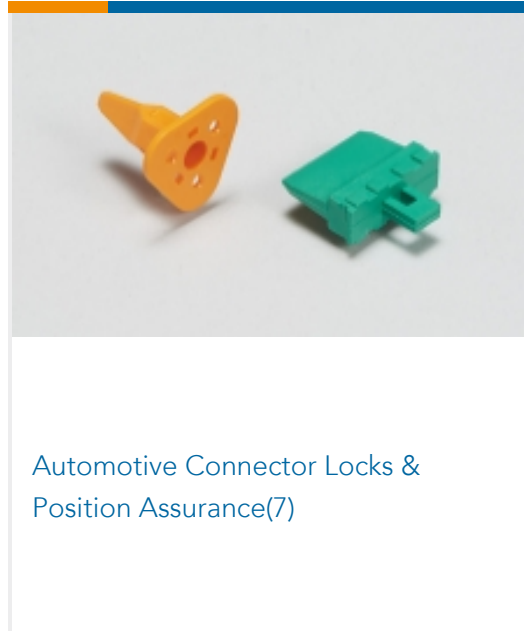
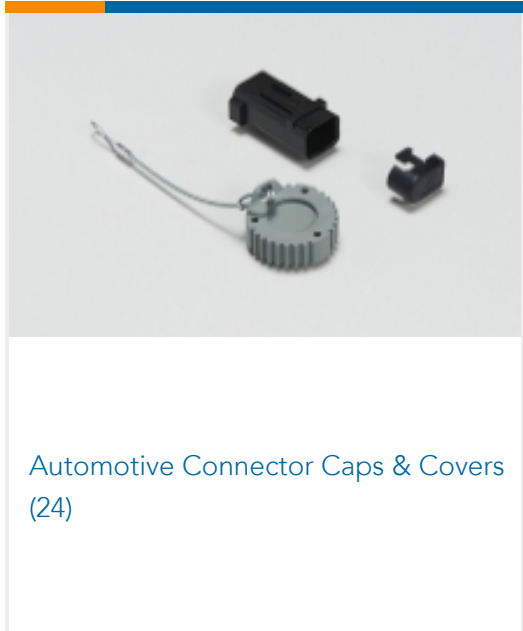
TE Part # 7-2151467-7
OCEAN_2.0_SPARE_PART_KIT-080F1000



TE Part # 7-2266181-7
OC-080F1000-752-CRIMPTOOLINGKIT



Also in the Series | AMP MCP Connector System



Customers Also Bought





Documents

Product Drawings

[AMP MCP 1.5K, CONTACT](#)

English

CAD Files

[3D PDF](#)

3D

Customer View Model

[ENG_CVM_CVM_1534334-1_B_c-1534334-1-b.2d_dxf.zip](#)

English

Customer View Model

[ENG_CVM_CVM_1534334-1_B_c-1534334-1-b.3d_igs.zip](#)

English

Customer View Model

[ENG_CVM_CVM_1534334-1_B_c-1534334-1-b.3d_stp.zip](#)

English

By downloading the CAD file I accept and agree to the [Terms and Conditions](#) of use.

Product Specifications

[Application Specification](#)

German

[Application Specification](#)

English

Product Environmental Compliance

[MD_1534334-1_05252018510_dmtec](#)

English

[MD_1534334-1_05252018510_dmtec](#)

English