



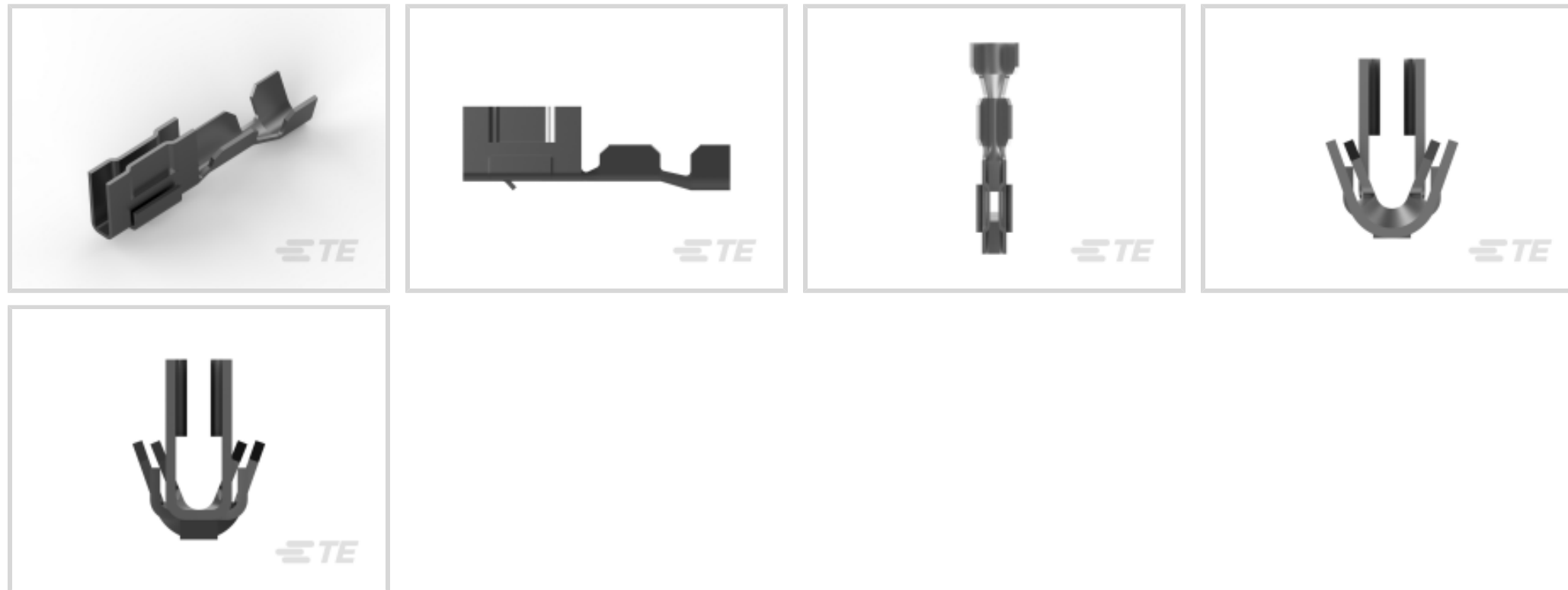
CST

TE Internal #: 1375819-1

Connector Contact, Socket, Wire-to-Board, 26 – 22 AWG Wire Size, .13 – .33 mm² Wire Size, Pre-Tin, Reel, Wire & Cable, 4 A, Signal

[View on TE.com >](#)

Connectors > PCB Connectors > Wire-to-Board Connectors > Wire-to-Board Connector Contacts



Contact Type: **Socket**

Connector System: **Wire-to-Board**

Wire Size: **.13 – .33 mm²**

Contact Mating Area Plating Material: **Pre-Tin**

Features

Product Type Features

Connector System	Wire-to-Board
Sealable	No
Connector & Contact Terminates To	Wire & Cable

Configuration Features

Compatible With Wire & Cable Type	Discrete Wire
-----------------------------------	---------------

Electrical Characteristics

Operating Voltage	250 VAC
-------------------	---------

Contact Features

Mating Square Post Dimension	.63 mm[.025 in]
Contact Retention Within Housing	With
Wire Contact Termination Area Plating Material	Pre-Tin
Contact Mating Area Plating Material Thickness	1.01 – 2.99 μm[39.76 – 117.72 μin]
Contact Base Material	Phosphor Bronze
Contact Type	Socket
Contact Mating Area Plating Material	Pre-Tin



Contact Current Rating (Max)	4 A
------------------------------	-----

Termination Features

Termination Method to Wire & Cable	Crimp
------------------------------------	-------

Mechanical Attachment

Contact Retention Type Within Housing	Locking Lance
Connector Mounting Type	Cable Mount (Free-Hanging)

Dimensions

Accepts Wire Insulation Diameter Range	.89 – 1.65 mm [.035 – .065 in]
Wire Size	.13 – .33 mm ²

Usage Conditions

Operating Temperature Range	-55 – 105 °C [-67 – 221 °F]
-----------------------------	-----------------------------

Operation/Application

Circuit Application	Signal
---------------------	--------

Packaging Features

Packaging Quantity	5500
Packaging Method	Reel

Product Compliance

[For compliance documentation, visit the product page on TE.com>](#)

EU RoHS Directive 2011/65/EU	Compliant
EU ELV Directive 2000/53/EC	Compliant
China RoHS 2 Directive MIIT Order No 32, 2016	No Restricted Materials Above Threshold
EU REACH Regulation (EC) No. 1907/2006	Current ECHA Candidate List: JAN 2022 (223) Candidate List Declared Against: JAN 2022 (223) Does not contain REACH SVHC
Halogen Content	Low Halogen - Br, Cl, F, I < 900 ppm per homogenous material. Also BFR/CFR/PVC Free
Solder Process Capability	Not applicable for solder process capability

Product Compliance Disclaimer

This information is provided based on reasonable inquiry of our suppliers and represents our current actual knowledge based on the information they provided. This information is subject to change. The part numbers that TE has identified as EU RoHS compliant have a maximum concentration of 0.1% by weight in homogenous materials for lead, hexavalent

chromium, mercury, PBB, PBDE, DBP, BBP, DEHP, DIBP, and 0.01% for cadmium, or qualify for an exemption to these limits as defined in the Annexes of Directive 2011/65/EU (RoHS2). Finished electrical and electronic equipment products will be CE marked as required by Directive 2011/65/EU. Components may not be CE marked. Additionally, the part numbers that TE has identified as EU ELV compliant have a maximum concentration of 0.1% by weight in homogenous materials for lead, hexavalent chromium, and mercury, and 0.01% for cadmium, or qualify for an exemption to these limits as defined in the Annexes of Directive 2000/53/EC (ELV). Regarding the REACH Regulation, the information TE provides on SVHC in articles for this part number is based on the latest European Chemicals Agency (ECHA) 'Guidance on requirements for substances in articles' posted at this URL: <https://echa.europa.eu/guidance-documents/guidance-on-reach>

Compatible Parts



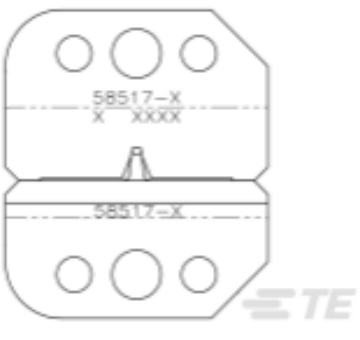
TE Part # 58517-3
PRO-CRIMPER II TOOL W/DIE SET



TE Part # 2305570-1
TERMINAL CUTTER, SIDE FEED



TE Part # 2151011-1
OCEAN_2.0_Applicator-S-042F070F



TE Part # 58517-4
PRO-CRIMPER II DIE SET



TE Part # 91302-1
CST-100 EXTRACTION TOOL



TE Part # 2-2151011-1
OCEAN_2.0_Applicator-S-042F070F



TE Part # 2-2151011-2
OCEAN_2.0_Applicator-S-042F070F



TE Part # 2151011-2
OCEAN_2.0_Applicator-S-042F070F



TE Part # 5-2151011-1
OCEAN_2.0_Applicator-S-042F070F



TE Part # 5-2151011-2
OCEAN_2.0_Applicator-S-042F070F



TE Part # 7-2151011-1
OCEAN_2.0_Applicator-S-042F070F



TE Part # 7-2151011-2
OCEAN_2.0_Applicator-S-042F070F




KIT
TE Part # 7-2151011-7
OCEAN_2.0_SPARE_PART_KIT-042F070F



KIT
TE Part # 7-2836880-7
OC-042F070F-CRIMP TOOLINGKIT

Customers Also Bought



Documents

Product Drawings

[CST-100 II CONTACT TIN PLT](#)

English

CAD Files

Customer View Model

[ENG_CVM_CVM_1375819-1_C.2d_dxf.zip](#)

English

[3D PDF](#)

3D

Customer View Model

[ENG_CVM_CVM_1375819-1_C.3d_igs.zip](#)

English

Customer View Model

[ENG_CVM_CVM_1375819-1_C.3d_stp.zip](#)

English

By downloading the CAD file I accept and agree to the [Terms and Conditions](#) of use.

Product Specifications

[Application Specification](#)

English

Product Environmental Compliance

[MD_1375819-1_01302019855_dmtec](#)

English

[MD_1375819-1_01302019855_dmtec](#)

English

Instruction Sheets

[Instruction Sheet \(U.S.\)](#)

English