

368383-1 ✓ ACTIVE

Micro Power Quadlock, MQS

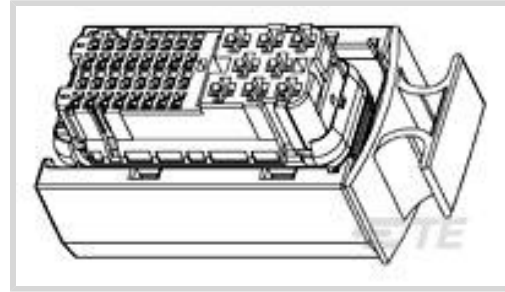
TE Internal #: 368383-1

Housing for Female Terminals, Wire-to-Board, 40 Position, .1 in / .196 in [2.54 mm / 5.8 mm] Centerline, Sealable, Black, Signal, Hybrid

[View on TE.com >](#)



Connectors > Automotive Connectors > Connector Housings > MQS, CONNECTOR HOUSING



Connector & Housing Type: **Housing for Female Terminals**

Mating Tab Width: **.64 mm, 2.8 mm [.025 in, .11 in]**

Connector System: **Wire-to-Board**

Number of Positions: **40**

Centerline (Pitch): **2.54 mm, 5.8 mm [.1 in, .196 in]**

[All MQS, CONNECTOR HOUSING \(557\)](#)

Features

Product Type Features

Connector & Housing Shape	Rectangular
Connector & Housing Type	Housing for Female Terminals
Connector System	Wire-to-Board
Sealable	Yes
Hybrid Connector	Yes
Primary Locking Feature	Integrated in Housing

Configuration Features

Number of Positions	40
Number of Rows	3, 4

Electrical Characteristics

Operating Voltage	18 VDC
Nominal Voltage Architecture	6 V, 18 V

Body Features

Cable Exit Angle	180°
Body Material	PBT GF
Primary Product Color	Black

Contact Features



Contact Size	.63mm, 2.8mm
Contact Type	Receptacle
Mating Tab Width	.64 mm, 2.8 mm [.025 in][.11 in]

Mechanical Attachment

Mounting Feature	Without
Terminal Position Assurance	No
Strain Relief	Without
Mating Alignment Type	Polarization Slot
Mating Alignment	With
Connector Mounting Type	Cable Mount (Free-Hanging)

Housing Features

Centerline (Pitch)	2.54 mm, 5.8 mm [.1 in][.196 in]
--------------------	----------------------------------

Dimensions

Product Width	34.39 mm [1.35 in]
Product Length	67.3 mm [2.64 in]
Product Height	33.4 mm [1.31 in]
Row-to-Row Spacing	5 mm [.196 in]

Usage Conditions

Operating Temperature (Max)	70 °C, 75 °C, 80 °C, 85 °C, 90 °C, 100 °C, 105 °C, 110 °C, 120 °C, 125 °C [158 °F][167 °F][176 °F][185 °F][194 °F][212 °F][221 °F][230 °F][248 °F][257 °F]
Operating Temperature Range	-40 – 125 °C [-40 – 257 °F]

Operation/Application

Circuit Application	Signal
---------------------	--------

Packaging Features

Packaging Quantity	42
Packaging Method	Tray

Other

Serviceable	No
Connector Position Assurance Capable	No

Product Compliance

[For compliance documentation, visit the product page on TE.com>](#)

EU RoHS Directive 2011/65/EU	Compliant
EU ELV Directive 2000/53/EC	Compliant
China RoHS 2 Directive MIIT Order No 32, 2016	No Restricted Materials Above Threshold
EU REACH Regulation (EC) No. 1907/2006	Current ECHA Candidate List: JAN 2022 (223) Candidate List Declared Against: JAN 2022 (223) Does not contain REACH SVHC
Halogen Content	Low Halogen - Br, Cl, F, I < 900 ppm per homogenous material. Also BFR/CFR/PVC Free
Solder Process Capability	Not applicable for solder process capability

Product Compliance Disclaimer

This information is provided based on reasonable inquiry of our suppliers and represents our current actual knowledge based on the information they provided. This information is subject to change. The part numbers that TE has identified as EU RoHS compliant have a maximum concentration of 0.1% by weight in homogenous materials for lead, hexavalent chromium, mercury, PBB, PBDE, DBP, BBP, DEHP, DIBP, and 0.01% for cadmium, or qualify for an exemption to these limits as defined in the Annexes of Directive 2011/65/EU (RoHS2). Finished electrical and electronic equipment products will be CE marked as required by Directive 2011/65/EU. Components may not be CE marked. Additionally, the part numbers that TE has identified as EU ELV compliant have a maximum concentration of 0.1% by weight in homogenous materials for lead, hexavalent chromium, and mercury, and 0.01% for cadmium, or qualify for an exemption to these limits as defined in the Annexes of Directive 2000/53/EC (ELV). Regarding the REACH Regulation, the information TE provides on SVHC in articles for this part number is based on the latest European Chemicals Agency (ECHA) 'Guidance on requirements for substances in articles' posted at this URL: <https://echa.europa.eu/guidance-documents/guidance-on-reach>


Compatible Parts



Also in the Series | Micro Power Quadlock




Automotive Housings(1)



Automotive Terminals(16)



Insertion & Extraction Tools(1)



PCB Headers & Receptacles(2)


Also in the Series | MQS



Automotive Connector Caps & Covers (131)



Automotive Connector EMC Shielding (2)



Automotive Connector Locks & Position Assurance(29)



Automotive Housings(489)




Automotive Seals & Cavity Plugs(26)




Automotive Terminals(96)



Insertion & Extraction Tools(42)



Other Automotive Connector Accessories(13)



PCB Headers & Receptacles(206)

Customers Also Bought



TE Part #1-963223-2
J-P-T GEH KPL 29P



TE Part #964273-1
JPT A REC 2.8 Contact SWS Sn



TE Part #185879-2
26W MQS COVER ASSY BLUE



TE Part #953122-3
40W MQS COVER ASSY (15D)



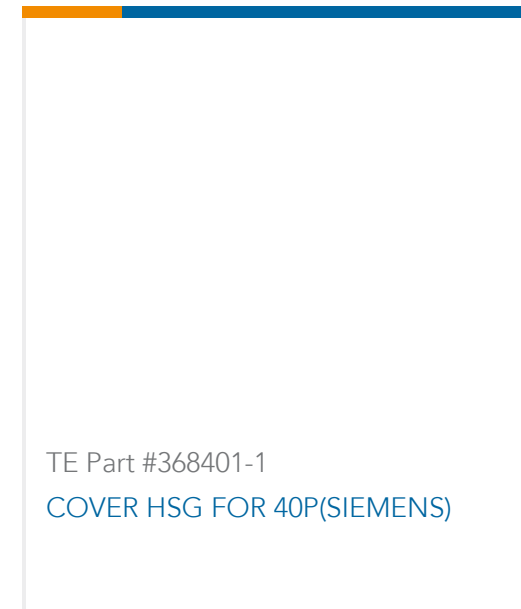
TE Part #953122-1
40W MQS COVER ASSY (15D)



TE Part #368388-1
MQS RETAINER HSG FOR 40P



TE Part #63391-2
093 FASTON TAB REC 22-18 AWG
TPBR



TE Part #368401-1
COVER HSG FOR 40P(SIEMENS)



TE Part #368389-1
COVER HSG FOR 81P(SIEMENS)

Documents

Product Drawings

[40P REC HSG ASSY\(SIEMENS\) BLK](#)

English

CAD Files

[3D PDF](#)

3D

Customer View Model

[ENG_CVM_CVM_368383-1_E_c-368383-1-e.2d_dxf.zip](#)

English

Customer View Model

[ENG_CVM_CVM_368383-1_E_c-368383-1-e.3d_igs.zip](#)

English

Customer View Model

[ENG_CVM_CVM_368383-1_E_c-368383-1-e.3d_stp.zip](#)

English

By downloading the CAD file I accept and agree to the [Terms and Conditions](#) of use.

Datasheets & Catalog Pages



Micro Quadlok Interconnection System (MQS)

English

Product Specifications

ECU 121P CONNECTOR

English

Product Specification

English

Product Environmental Compliance

Product Compliance

English

Product Compliance

English