



AMP | TH/.025 Connector System

TE Internal #: 1674311-1

TE Internal Description: 0.64III RCPT NON SEALED (TYPE1)

TH/.025 CONNECTOR SYSTEM, RECPT AND TAB

[View on TE.com >](#)

Terminals & Splices > Automotive Terminals > TH/.025 CONNECTOR SYSTEM, RECPT AND TAB



Terminal Type: **Receptacle**

Mating Tab Width: **.64 mm [.025 in]**

Mating Tab Thickness: **.64 mm [.025 in]**

Terminal Transmits: **0 – 24 A (Low Power)**

Wire Size: **22 – 20 AWG**

[All TH/.025 CONNECTOR SYSTEM, RECPT AND TAB \(26\)](#)

Features

Product Type Features

Receptacle Style	180°
Sealable	No
Primary Locking Feature	Clean Body

Contact Features

Typical Current Rating	4 A
Crimp Type	F-Crimp
Terminal Type	Receptacle
Mating Tab Width	.64 mm[.025 in]
Mating Tab Thickness	.64 mm[.025 in]
Interface Plating	Tin (Sn)
Contact Termination Area Plating Material	Tin (Sn)

Termination Features

Termination Method to Wire & Cable	Crimp
Product Terminates To	Wire

Dimensions

Wire Size	.3 – .5 mm ²
Wire Size Search	20 AWG, 21 AWG, 22 AWG

Wire Insulation Diameter	1.1 – 1.6 mm [.042 – .067 in]
--------------------------	-------------------------------

Usage Conditions

Insulation Option	Uninsulated
Operating Temperature (Max)	80 °C, 85 °C, 90 °C, 100 °C, 105 °C [176 °F] [185 °F][194 °F][212 °F][221 °F]
Operating Temperature Range	-30 – 105 °C [-22 – 221 °F]

Operation/Application

Compatible With Wire Base Material	Copper
------------------------------------	--------

Packaging Features

Packaging Method	Reel
Packaging Quantity	10000

Other

Terminal Transmits	0 – 24 A (Low Power)
--------------------	----------------------

Product Compliance

[For compliance documentation, visit the product page on TE.com>](#)

EU RoHS Directive 2011/65/EU	Compliant
EU ELV Directive 2000/53/EC	Compliant
China RoHS 2 Directive MIIT Order No 32, 2016	No Restricted Materials Above Threshold
EU REACH Regulation (EC) No. 1907/2006	Current ECHA Candidate List: JAN 2022 (223) Candidate List Declared Against: JAN 2022 (223) Does not contain REACH SVHC
Halogen Content	Low Halogen - Br, Cl, F, I < 900 ppm per homogenous material. Also BFR/CFR/PVC Free
Solder Process Capability	Not applicable for solder process capability

Product Compliance Disclaimer

This information is provided based on reasonable inquiry of our suppliers and represents our current actual knowledge based on the information they provided. This information is subject to change. The part numbers that TE has identified as EU RoHS compliant have a maximum concentration of 0.1% by weight in homogenous materials for lead, hexavalent chromium, mercury, PBB, PBDE, DBP, BBP, DEHP, DIBP, and 0.01% for cadmium, or qualify for an exemption to these limits as defined in the Annexes of Directive 2011/65/EU (RoHS2). Finished electrical and electronic equipment products will be CE marked as required by Directive 2011/65/EU. Components may not be CE marked. Additionally, the part numbers that TE has identified as EU ELV compliant have a maximum concentration of 0.1% by weight in homogenous materials for lead, hexavalent chromium, and mercury, and 0.01% for cadmium, or qualify for an exemption to these limits as defined in the Annexes of Directive 2000/53/EC (ELV). Regarding the REACH Regulation, the information TE provides

on SVHC in articles for this part number is based on the latest European Chemicals Agency (ECHA) 'Guidance on requirements for substances in articles' posted at this URL: <https://echa.europa.eu/guidance-documents/guidance-on-reach>

Compatible Parts



TE Part # 2305570-1
TERMINAL CUTTER, SIDE FEED



TE Part # CAT-SIGH262
SIGNAL HEADER



TE Part # CAT-T319-CH8172
TH/.025 CONNECTOR SYSTEM, HOUSING



TE Part # 1717396-3
0.64 SMD 16P CAP ASSEMBLY V-TYPE Tray



TE Part # 1729375-1
EXTRACTION TOOL FOR 0.64 III CONN



TE Part # 5-2151247-1
OCEAN_2.0_APPLICATOR-S-055F055O



TE Part # 5-2151247-2
OCEAN_2.0_APPLICATOR-S-055F055OA




TE Part # 7-2151247-1
OCEAN_2.0_APPLICATOR-S-055F055O




TE Part # 7-2151247-2
OCEAN_2.0_APPLICATOR-S-055F055OA


Also in the Series | TH/.025 Connector System




Automotive Connector Caps & Covers (6)



Automotive Housings(203)




Automotive Seals & Cavity Plugs(2)




Automotive Terminals(25)



Insertion & Extraction Tools(4)



Other Automotive Connector Accessories(5)



PCB Headers & Receptacles(144)

Customers Also Bought



TE Part #1717109-2
TH/.025 CONNECTOR SYSTEM,
HOUSING



TE Part #2141902-3
MT2 A REC 1.6 Contact SWS Sn



TE Part #638393-5
10P PLUG ASSY A KEY -W/ CPA



TE Part #1612121-4
SQUIB 2POS PLUG HSG



TE Part #1612123-1
SQUIB FERRITE



TE Part #1612122-1
SQUIB LOCKING BUTTON



TE Part #1746816-1
0.64/2.3II SEALED CONNECTOR
126POS WIRE

Documents

Product Drawings

0.64III RCPT NON SEALED (TYPE1)

Japanese

CAD Files

3D PDF

3D

Customer View Model

[ENG_CVM_CVM_1674311-1_E.2d_dxf.zip](#)

English

Customer View Model

[ENG_CVM_CVM_1674311-1_E.3d_igs.zip](#)

English

Customer View Model

[ENG_CVM_CVM_1674311-1_E.3d_stp.zip](#)

English

By downloading the CAD file I accept and agree to the [Terms and Conditions](#) of use.

Datasheets & Catalog Pages

TH/.025 Connector Series

English

Product Specifications

CRIMPING OF 0.64III RECEPTACLE CONTACT

Japanese

Application Specification

Japanese

CRIMPING OF 0.64III RECEPTACLE CONTACT (JAPANESE VERSION)

Japanese

Application Specification

Japanese

Product Environmental Compliance

Product Compliance

English

Product Compliance

English

Instruction Sheets

Instruction Sheet (non U.S.)

English

Instruction Sheet (non U.S.)

Japanese

Extraction Tool for 0.64III Housing Lance Receptacle Contact

Japanese

Instruction Sheet (non U.S.)

Japanese

Instruction Sheet (non U.S.)

Japanese

Instruction Sheet (non U.S.)

Japanese

0.64 Series Connector 4position

Japanese

Instruction Sheet (non U.S.)

Japanese

0.64/2.3 SERIES CONNECTOR

Japanese

Instruction Sheet (non U.S.)

Japanese

0.64/2.3 SERIES CONNECTOR

Japanese



[Instruction Sheet \(non U.S.\)](#)

Japanese

[0.64III/2.3TW CONNECTOR](#)

Japanese

[Instruction Sheet \(non U.S.\)](#)

Japanese

[0.64III/2.3TW CONNECTOR](#)

Japanese

[Instruction Sheet \(non U.S.\)](#)

Japanese