




Terminals & Splices > Quick Disconnects



Quick Disconnect Terminal Type: **Receptacle**

Wire Size: **.5 – 2.5 mm²**

Mating Tab Width: **6.35 mm [.25 in]**

Mating Tab Thickness: **.81 mm [.032 in]**

Features

Product Type Features

Terminates To	Wire & Cable
Wire Stop	No
Wire/Cable Type	Regular Wire
Insertion Force	Normal
Sealable	No

Configuration Features

Connection Capacity	Single
---------------------	--------

Contact Features

Quick Disconnect Terminal Type	Receptacle
Mating Tab Width	6.35 mm[.25 in]
Mating Tab Thickness	.81 mm[.032 in]
Terminal Orientation	Straight
Contact Base Material	Brass
Terminal Plating Material	Unplated
Crimp Type	F-Crimp



Barrel Type	Open
-------------	------

Mechanical Attachment

Mating Retention Type	Dimple
Wire Insulation Support	With

Dimensions

Accepts Wire Insulation Diameter Range	2.16 – 3.43 mm [.085 – .135 in]
Overall Length	19.2 mm [.755 in]
Receptacle Terminal Stock Thickness	.33 mm [.013 in]
Wire Size	.5 – 2.5 mm ²

Usage Conditions

Insulation Option	Uninsulated
Operating Temperature Range	-40 – 110 °C [-40 – 230 °F]

Industry Standards

UL Rating	Listed
-----------	--------

Packaging Features

Packaging Quantity	6000
Packaging Method	Strip/Reel

Product Compliance

[For compliance documentation, visit the product page on TE.com>](#)

EU RoHS Directive 2011/65/EU	Compliant
EU ELV Directive 2000/53/EC	Compliant
China RoHS 2 Directive MIIT Order No 32, 2016	No Restricted Materials Above Threshold
EU REACH Regulation (EC) No. 1907/2006	Current ECHA Candidate List: JAN 2022 (223) Candidate List Declared Against: JAN 2022 (223) Does not contain REACH SVHC
Halogen Content	Low Halogen - Br, Cl, F, I < 900 ppm per homogenous material. Also BFR/CFR/PVC Free
Solder Process Capability	Not applicable for solder process capability

Product Compliance Disclaimer

This information is provided based on reasonable inquiry of our suppliers and represents our current actual knowledge based on the information they provided. This information is subject to change. The part numbers that TE has identified as EU RoHS compliant have a maximum concentration of 0.1% by weight in homogenous materials for lead, hexavalent chromium, mercury, PBB, PBDE, DBP, BBP, DEHP, DIBP, and 0.01% for cadmium, or qualify for an exemption to these limits as defined in the Annexes of Directive 2011/65/EU (RoHS2). Finished electrical and electronic equipment products will be CE marked as required by Directive 2011/65/EU. Components may not be CE marked. Additionally, the part numbers that TE has identified as EU ELV compliant have a maximum concentration of 0.1% by weight in homogenous materials for lead, hexavalent chromium, and mercury, and 0.01% for cadmium, or qualify for an exemption to these limits as defined in the Annexes of Directive 2000/53/EC (ELV). Regarding the REACH Regulation, the information TE provides on SVHC in articles for this part number is based on the latest European Chemicals Agency (ECHA) 'Guidance on requirements for substances in articles' posted at this URL: <https://echa.europa.eu/guidance-documents/guidance-on-reach>

Compatible Parts



TE Part # 170304-1
250 FASTON,REC.,22-18 AWG,BR



TE Part # 170304-2
250 FASTON,REC.,22-18 AWG,BR



TE Part # CAT-M9194-CH8172
MULTILOCK, CONNECTOR HOUSING



TE Part # 2-2150034-1
OCEAN_2.0_APPLICATOR-E-110F180F



TE Part # 2150034-1
OCEAN_2.0_APPLICATOR-E-110F180F



TE Part # 7-2150034-7
OCEAN_2.0_SPARE_PART_KIT-110F180F



TE Part # 724659-2
EXT TOOL FOR POSITIVE .250



TE Part # 2150034-2
OCEAN_2.0_APPLICATOR-E-110F180FA



TE Part # 346697-3
250 FASTON,REC.,20-16 AWG,PB



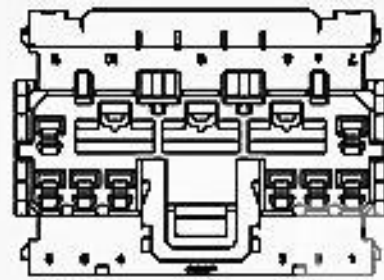
TE Part # 7-2150034-1
OCEAN_2.0_APPLICATOR-E-110F180F



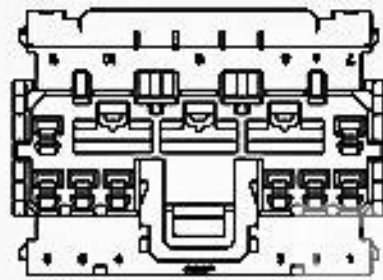
TE Part # 7-2150034-2
OCEAN_2.0_APPLICATOR-E-110F180FA



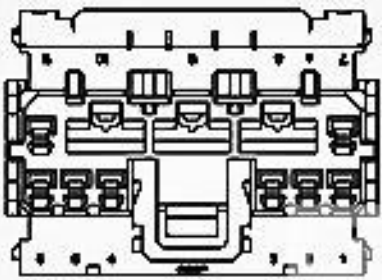
TE Part # 7-2150034-8
OCEAN_2.0_OV_CRIMPER_OPTION-110F180OV



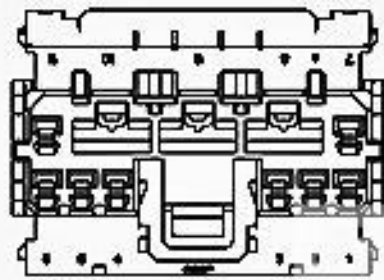
TE Part # 174925-4
070 MLC W-W PLUG HSG 11P GREEN



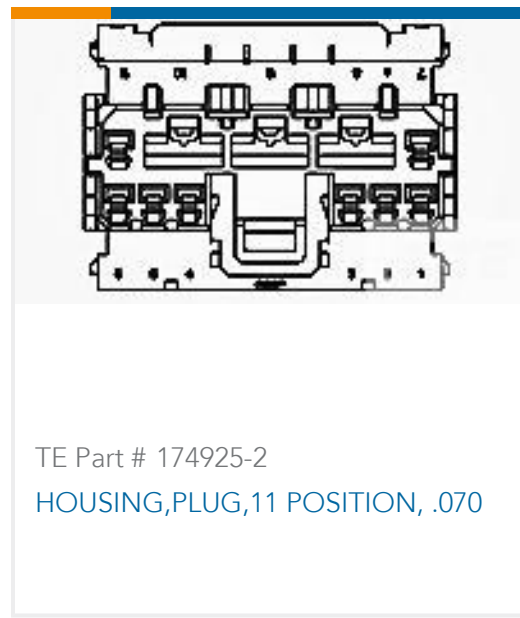
TE Part # 174925-5
070 MLC W-W PLUG HSG 11P BLUE



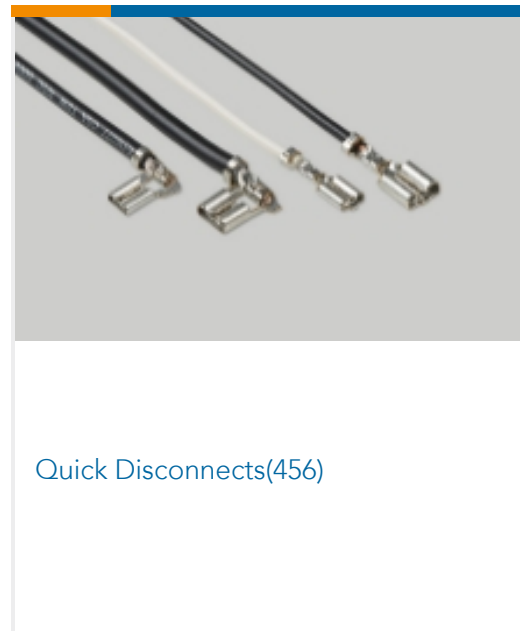

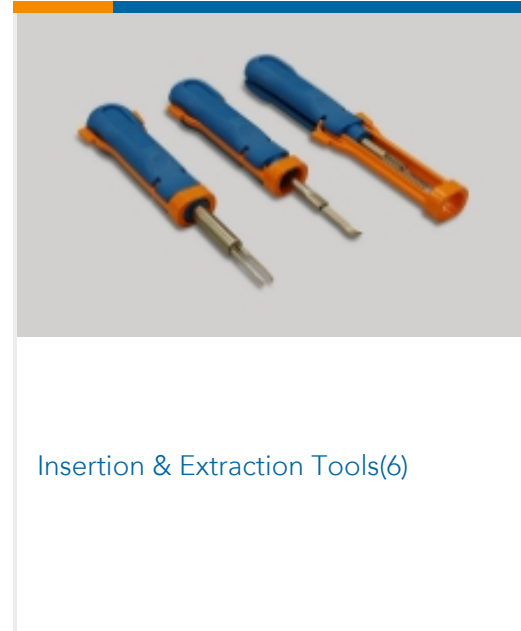
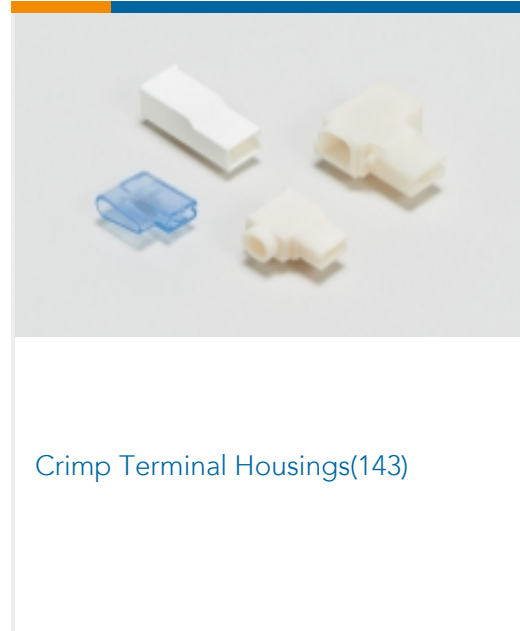

TE Part # 174926-5
070 MLC W-W PLUG HSG 13P BLUE



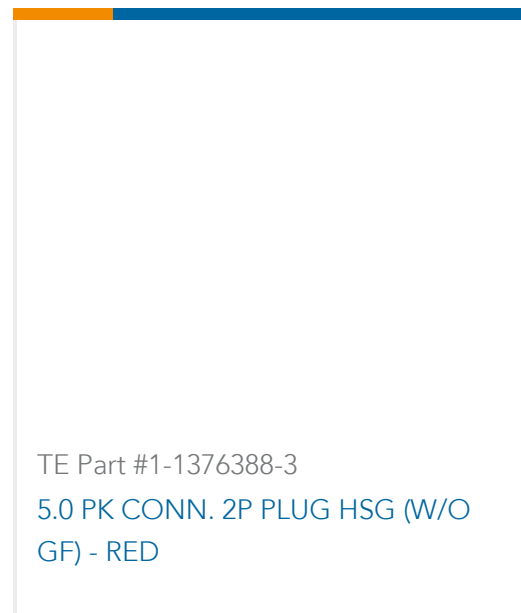
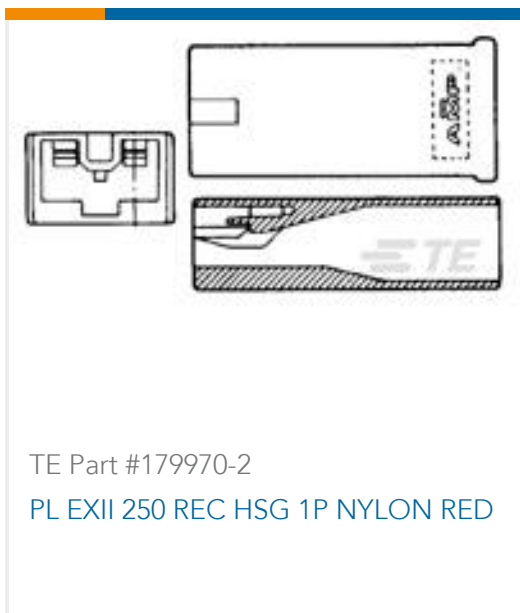
TE Part # 174927-4
070 MLC W-W PLUG HSG 15P GREEN

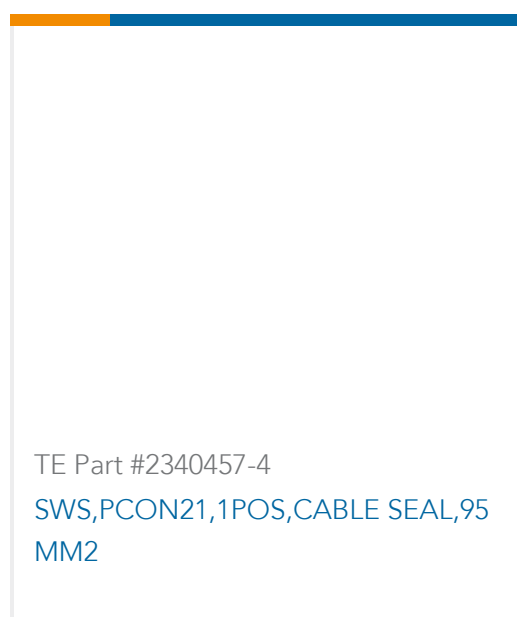


Also in the Series | **FASTON 250**



Customers Also Bought





Documents

Product Drawings

250 FASTON,REC.,20-14 AWG,BR

English

CAD Files

3D PDF

3D

Customer View Model

ENG_CVM_CVM_170032-2_AS.2d_dxf.zip

English

Customer View Model

ENG_CVM_CVM_170032-2_AS.3d_igs.zip

English

Customer View Model

ENG_CVM_CVM_170032-2_AS.3d_stp.zip

English

By downloading the CAD file I accept and agree to the [Terms and Conditions](#) of use.

Product Specifications

Crimping of Positive Lock Receptacle Contact

English

Application Specification

English

Crimping of 250 Series Tab and Receptacle Contacts

Japanese

Application Specification

Japanese

Application Specification

Japanese

Crimping of 250 Series Tab and Receptacle Contacts

Japanese

Product Environmental Compliance

Product Compliance

English



Product Compliance

English

Instruction Sheets

Customer Manual (non U.S.)

Japanese

"250" Series, Housing Lance Connector

Japanese