SYMBOL DEFINITION		
A DIMENSION WITHOUT AN INSPECTION REPORT SYMBOL (□) DOES NOT REQUIRE INSPECTION. IT MAY BE CONTROLLED ON THE INDIVIDUAL COMPONENT DRAWING.	TOTAL NO OF INSPECTIONS REQUIRED	17
	LAST NO. USED	10

MISSING SYMBOLS: NO MISSING SYMBOL NUMBER

DWG STATUS DATE	STS	REV	N/P	CHG	ZONE	REVISION HISTORY	AUTH	DR	APVD 1	APVD 2
16AU01	R	01	-	-	-	15355297 - WAS SEPARATE DRAWING AND 15418497 - RELEASED	212866	AMD	AMD	MD
23SE05	R	02	-	-	-	ALL PARTS - UPDATED NOTE #4 AND REMOVED SEALING CODE NOTE	272680	MDH	AUD	CSD
24JA06	R	03	-	-	-	ALL PARTS - UPDATED NOTE #4 AND ADDED COLOR COLUMN TO CHART	276578	MDH	FPR	CSD
17NO06	R	04	-	-	-	15418497 - PLR WAS 15418499 AND COLOR WAS LT GRA	285910	MM	MM	CSD
11DE06	R	05	-	-	-	15355297 - REVISED STATUS TO RESTRICTED	287772	PJD	PJD	CSD
29AU07	U	06	-	-	-	ADDED 13649663 - RELEASED	401507	RH	RH	CSD
01JN07	R	07	-	-	-	PT 13649663 TYPING ERROR IN CHART CONNSEAL 15355295 WAS 15355295	401573	WKC	WKC	CSD
19JN07	R	08	-	-	-	ALL PARTS - ADDED NOTE 5 & 6, REVISED TYPE 102 AND 103 GRAPHICS AND NOTE 2 & 4	401731	POP	POP	CSD

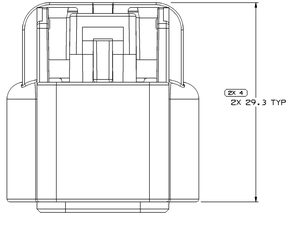

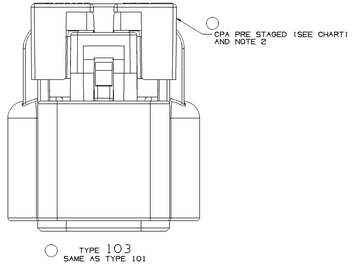

TYPE 103
SAME AS TYPE 101
EXCEPT AS SHOWN

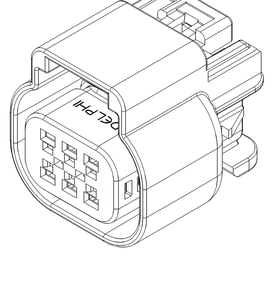

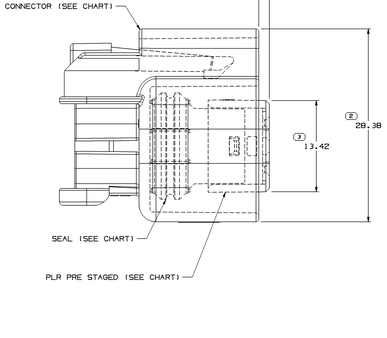

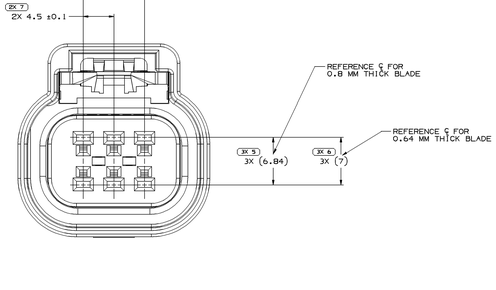

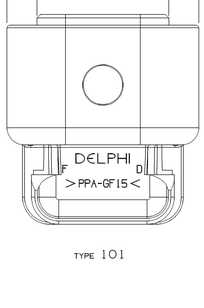

TYPE 101

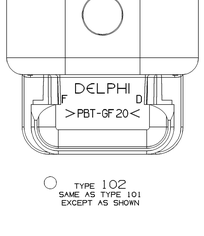

TYPE 102
SAME AS TYPE 101
EXCEPT AS SHOWN

NOTES

1. UNLESS OTHERWISE SPECIFIED AND/OR INDICATED:

   DIMENSIONS ARE TO FACE OF VIEW SHOWN AND AUTOMATICALLY ROUNDED BY COMPUTER FOR INSPECTION (SEE MATH MODEL FOR PRECISE DIMENSIONS). FOR ALL OTHER DIMENSIONS NOT SHOWN BUT REQUIRED FOR TOOL BUILD, SEE MATH MODEL FOR PRECISE TOOL PATH DATA.

2. PARTS ARE TO BE ASSEMBLED WITH SEAL IN PLACE AND THE C.P.A. IN THE PRE-STAGED POSITION.

3. WHEN PARTS ARE SHIPPED THEY MUST BE PACKED IN PLASTIC BAGS OR SHIPPING CONTAINERS MUST BE LINED WITH PLASTIC LINERS. BAGS OR LINERS MUST BE SEALED TO AVOID FOREIGN MATTER.

4. THIS PART ACCEPTS THE FOLLOWING COMPONENTS OR EQUIVALENT:

   TERMINAL 15326426 (PRECIOUS METAL)
   15326264 (TIN)
   CABLE SEAL 15366021
   CONNECTOR POSITION ASSURANCE LOCK 15317832
   TERMINAL POSITION ASSURANCE LOCK 15483798
   15485941

5. THIS PRODUCT IS NOT CATEGORIZED AS AN APPEARANCE ITEM. MINOR IMPERFECTIONS INCLUDING, BUT NOT LIMITED TO, FLOW MARKS, COLOR BLEMISHES, GATE VESTIGE, AND SOFT FLASH THAT DO NOT AFFECT THE FIT, FORM, OR FUNCTION OF THE PART ARE PERMISSIBLE PER NAP 4.10-18.

6. FOR MATING CONFIGURATION REQUIREMENTS, SEE PART NUMBER 15355299.

PART NO	REV	N/P	TYPE	STATUS	CONNECTOR	PLR	CONN SEAL	CPA	COLOR
13649663	01	AB	103	-	15418498	15355296	15355295	15317832	BLACK
15418497	01	AD	102	-	15418498	15355296	15355295	-	BLACK
15355297	02	AE	101	RESTRICTED	15355294	15355296	15355295	-	BLACK

DRAWING NUMBER 15418500
SIZE A1x3 | SCALE 5:1 | SHEET 2 OF 2 | FORMAT 1 OF 1 | REV R | NEXT 08 | N/P -

(2) PROCESS SENSITIVE DIMENSION

DIMENSIONS ENCLOSED IN ( ) INDICATE REFERENCE DIMENSIONS AND NO TOLERANCE LIMITS ARE ESTABLISHED

DIMENSIONAL RANGE (MM)											
FROM	0	3	6	30	120	250	400	630	1000	1600	2500
TO	3	6	30	120	250	400	630	1000	1600	2500	4000

TOLERANCE UNLESS OTHERWISE SPECIFIED
±0.15 ±0.20 ±0.25 ±0.30 ±0.40 ±0.50 ±0.75 ±1.0 ±1.2

GENERAL TOLERANCE CH

THIRD ANGLE PROJECTION

DO NOT SCALE — SEE MATH DATA

DWG TYPE: PART DRAWING

STYLE

VOLUME (CM³) | SYSTEM CODE

UNLESS OTHERWISE SPECIFIED
THIS DRAWING IS IN ACCORDANCE WITH ASME Y14.5M-1994 AS MODIFIED BY THE GLOBAL DIMENSIONING AND TOLERANCING STANDARD (GDTS). ISO 10135 MAY BE USED FOR FEATURES NOT ADDRESSED BY GDTS. ALL FEATURES ARE DEFINED BY THE MATH DATA. ANY DIMENSIONS WITHOUT REFERENCES ARE DEFINED BY SYSTEM REFERENCES.

ALL DIMENSIONS ARE IN MILLIMETERS

REFERENCE

AP-01	ANDRES MENDEZ	16AU01
AP-02	ANDRES MENDEZ	16AU01
AP-03	M. BRUMBACH	20AU01
AP-04		
AP-05		

SUBSTANCES OF CONCERN AND RECYCLED CONTENT PER DELPHI (DP4150)

MATERIAL: SEE DRAWING

DELPHI
DELPHI PACKARD ELECTRICAL/ELECTRONIC ARCHITECTURE
WARREN, OH

DRAWING NAME: TAXI ASM CONN F GT 150 SLD

DRAWING NUMBER: 15418500
SIZE A1x3 | SCALE 5:1 | SHEET 2 OF 2 | FORMAT 1 OF 1 | REV R | NEXT 08 | N/P -

I 24 I 8200