

175975-2 ✓ ACTIVE

## Multilock Connector System

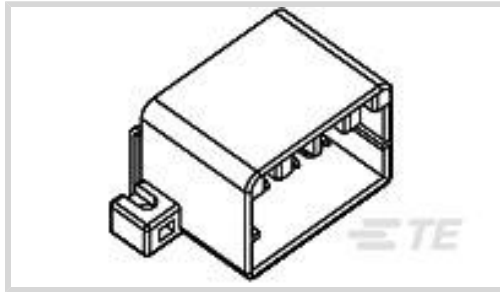
TE Internal #: 175975-2

PCB Mount Header, Horizontal, Wire-to-Board, 20 Position, .098 in [2.5 mm] Centerline, Fully Shrouded, Tin (Sn), Multilock Connector System

[View on TE.com >](#)



Connectors > PCB Connectors > PCB Headers & Receptacles > SIGNAL HEADER



Connector System: **Wire-to-Board**

Number of Positions: **20**

Centerline (Pitch): **2.5 mm [ .098 in ]**

Sealable: **No**

PCB Mount Orientation: **Horizontal**

[All SIGNAL HEADER \(412\)](#)

## Features

### Product Type Features

Hybrid Header	No
Connector & Housing Shape	Rectangular
PCB Connector Assembly Type	PCB Mount Header
Header Type	Fully Shrouded
Connector System	Wire-to-Board
Sealable	No
Connector & Contact Terminates To	Printed Circuit Board

### Configuration Features

Number of Sections	1
Number of Signal Positions	20
Number of Positions	20
PCB Mount Orientation	Horizontal
Number of Rows	2

### Electrical Characteristics

Voltage Rating (Max)	12 VDC
Nominal Voltage Architecture	12 V
Operating Voltage	12 VDC



### Body Features

Primary Product Color	Black
-----------------------	-------

### Contact Features

Contact Size	1mm
Contact Type	Tab
Mating Tab Width	1 mm [.039 in]
Mating Tab Thickness	.64 mm [.025 in]
Contact Mating Area Plating Material	Tin (Sn)

### Termination Features

Termination Method to Printed Circuit Board	Through Hole - Solder
---	-----------------------

### Mechanical Attachment

Mounting Holes	With
Mating Retention	With
Mating Alignment	With
PCB Mount Alignment	Without
Panel Mount Feature	Without
PCB Mount Retention	Without
Mating Retention Type	Locking Interface

### Housing Features

Centerline (Pitch)	2.5 mm [.098 in]
--------------------	------------------

### Dimensions

Connector Length	22.5 mm [.886 in]
Connector Width	40 mm [1.575 in]
PCB Thickness (Recommended)	1.6 mm [.063 in]
Profile Height from PCB	16.9 mm [.665 in]

### Usage Conditions

Operating Temperature (Max)	65 °C, 70 °C, 75 °C, 80 °C, 85 °C, 90 °C, 100 °C, 105 °C [149 °F][158 °F][167 °F][176 °F][185 °F][194 °F][212 °F][221 °F]
Operating Temperature Range	-30 – 105 °C [-22 – 221 °F]

### Operation/Application

Shielded	No
----------	----



Circuit Application

Signal

### Industry Standards

UL Flammability Rating

UL 94HB

### Packaging Features

Packaging Type

Tube

Packaging Quantity

80

### Other

Interface Number

175967

## Product Compliance

[For compliance documentation, visit the product page on TE.com>](#)

EU RoHS Directive 2011/65/EU

Compliant

EU ELV Directive 2000/53/EC

Compliant

China RoHS 2 Directive MIIT Order No 32, 2016

No Restricted Materials Above Threshold

EU REACH Regulation (EC) No. 1907/2006

Current ECHA Candidate List: JAN 2022  
(223)  
Candidate List Declared Against: JUL 2021  
(219)  
SVHC > Threshold:  
Not Yet Reviewed

Halogen Content

Low Halogen - Br, Cl, F, I < 900 ppm per  
homogenous material. Also BFR/CFR/PVC  
Free


Solder Process Capability

Wave solder capable to 240°C

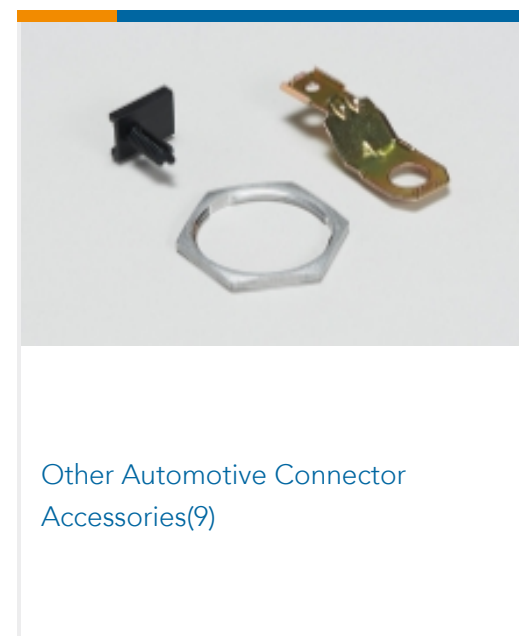
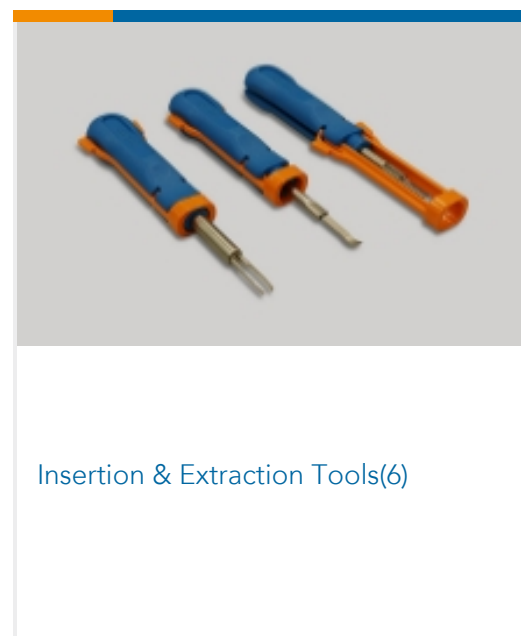

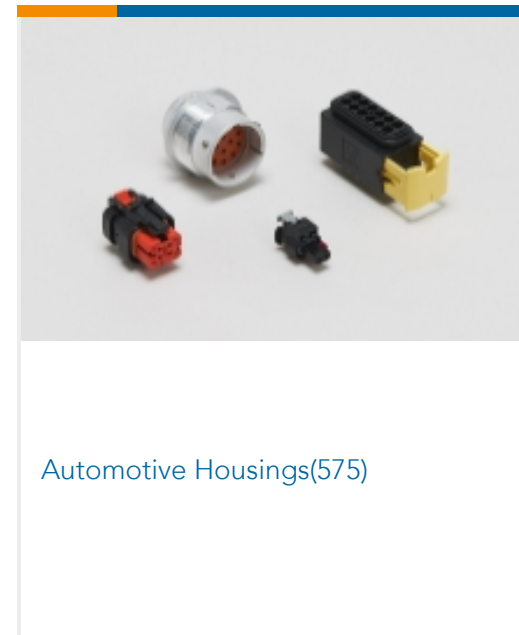
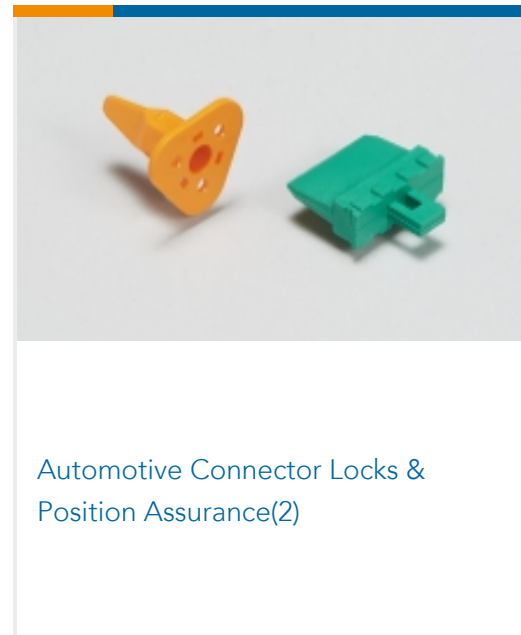
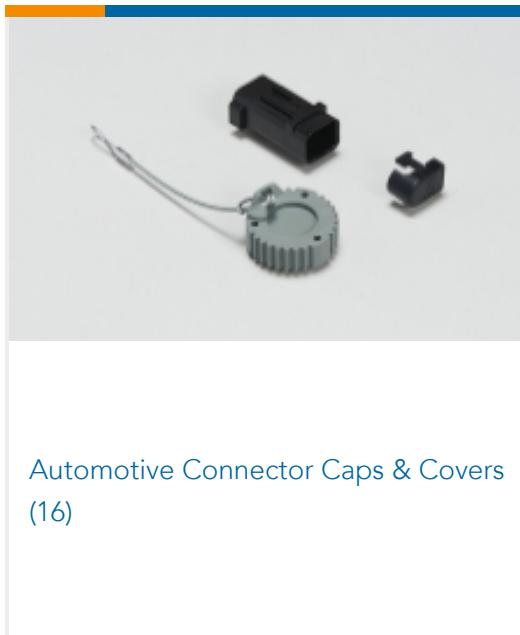
#### Product Compliance Disclaimer

This information is provided based on reasonable inquiry of our suppliers and represents our current actual knowledge based on the information they provided. This information is subject to change. The part numbers that TE has identified as EU RoHS compliant have a maximum concentration of 0.1% by weight in homogenous materials for lead, hexavalent chromium, mercury, PBB, PBDE, DBP, BBP, DEHP, DIBP, and 0.01% for cadmium, or qualify for an exemption to these limits as defined in the Annexes of Directive 2011/65/EU (RoHS2). Finished electrical and electronic equipment products will be CE marked as required by Directive 2011/65/EU. Components may not be CE marked. Additionally, the part numbers that TE has identified as EU ELV compliant have a maximum concentration of 0.1% by weight in homogenous materials for lead, hexavalent chromium, and mercury, and 0.01% for cadmium, or qualify for an exemption to these limits as defined in the Annexes of Directive 2000/53/EC (ELV). Regarding the REACH Regulation, the information TE provides on SVHC in articles for this part number is based on the latest European Chemicals Agency (ECHA) 'Guidance on requirements for substances in articles' posted at this URL: <https://echa.europa.eu/guidance-documents/guidance-on-reach>

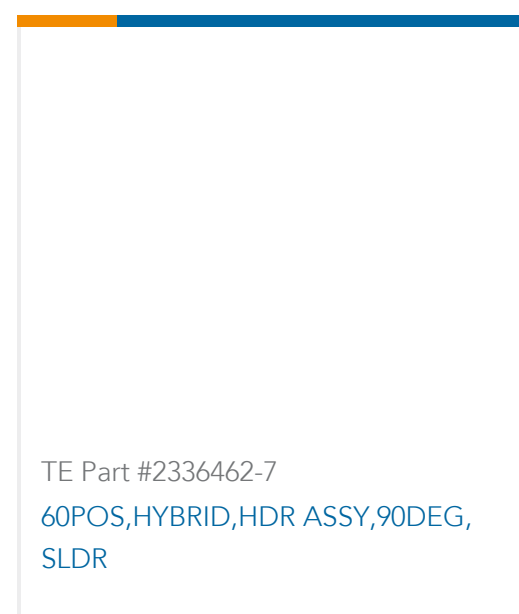
## Compatible Parts

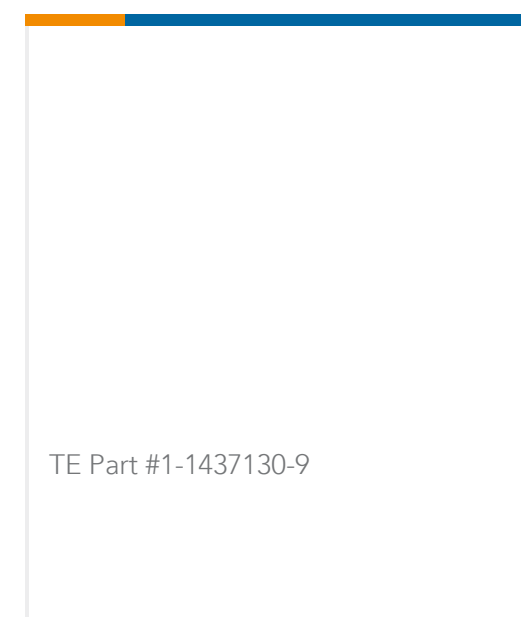
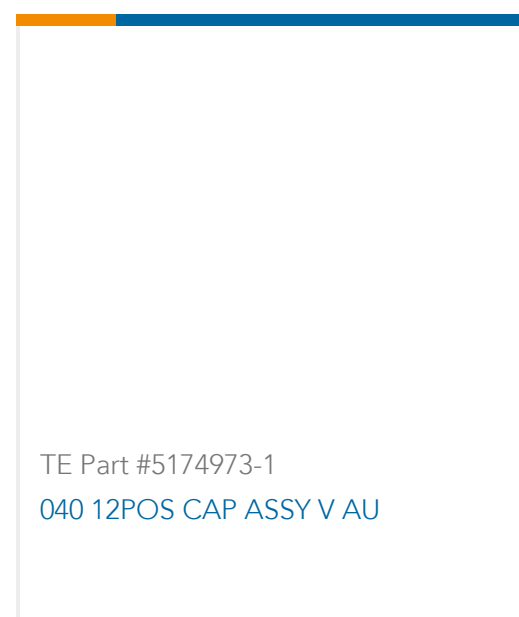
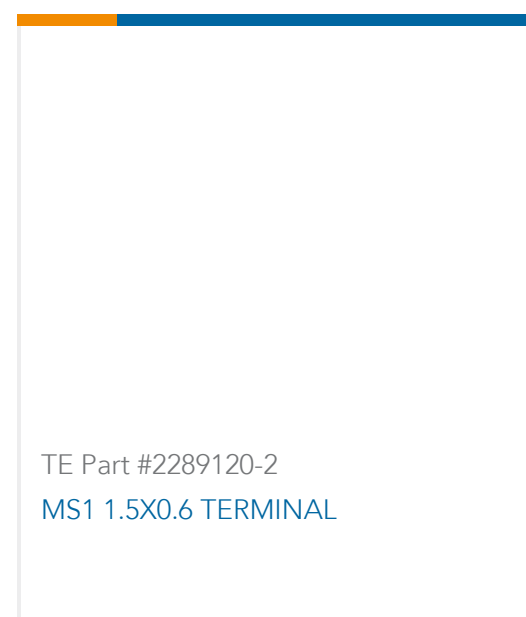
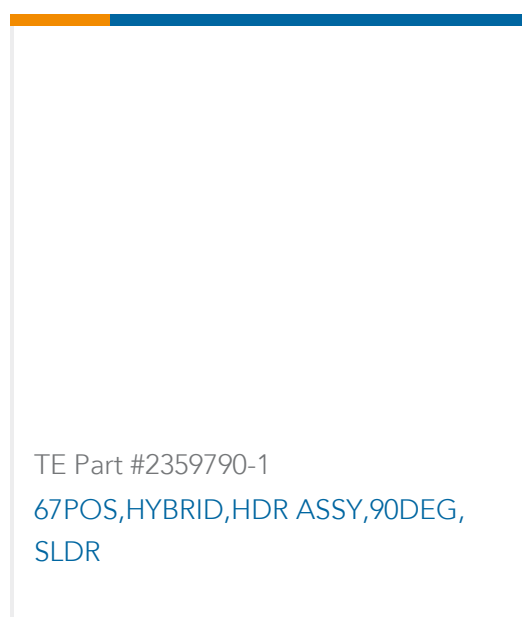


## Also in the Series | Multilock Connector System



## Customers Also Bought





## Documents

### CAD Files

#### Customer View Model

[ENG\\_CVM\\_CVM\\_175975-2\\_H.2d\\_dxf.zip](#)

English

#### 3D PDF

3D

#### Customer View Model

[ENG\\_CVM\\_CVM\\_175975-2\\_H.3d\\_igs.zip](#)

English

#### Customer View Model

[ENG\\_CVM\\_CVM\\_175975-2\\_H.3d\\_stp.zip](#)

English

By downloading the CAD file I accept and agree to the [Terms and Conditions](#) of use.

### Product Specifications

#### Product Specification

Japanese

#### Product Specification

English

[.040 SERIES MULTI LOCK I/O CONNECTOR \(NON INERTIA TYPE\)](#)

English

[.040 SERIES MULTI LOCK I/O CONNECTOR \(NON INERTIA TYPE\)](#)

Japanese

#### Product Specification

Japanese

### Instruction Sheets

#### Customer Manual (non U.S.)

Japanese

[.040 Series Multilock I/O Connector Mark II](#)

Japanese

#### Customer Manual (non U.S.)

Japanese

[.040 Series, Multilock I/O Connector, Mark II](#)

175975-2

PCB Mount Header, Horizontal, Wire-to-Board, 20 Position, .098 in [2.5 mm]  
Centerline, Fully Shrouded, Tin (Sn), Multilock Connector System



Japanese