



AMP | Junior Power Timer

TE Internal #: 2-964286-1

Automotive Terminals, Receptacle, Mating Tab Width 2.8 mm [.11 in], Tab Thickness .031 in [.8 mm], 20 – 17 AWG Wire Size, Junior Power Timer

[View on TE.com >](#)

Terminals & Splices > Automotive Terminals > TIMER, RECEPTACLE AND TAB



Terminal Type: **Receptacle**

Mating Tab Width: **2.8 mm [.11 in]**

Mating Tab Thickness: **.8 mm [.031 in]**

Terminal Transmits: **25 – 40 A (Power)**

Wire Size: **20 – 17 AWG**

[All TIMER, RECEPTACLE AND TAB \(346\)](#)

Features

Product Type Features

Sealable	Yes
Primary Locking Feature	Locking Lance

Body Features

Terminal Seal Type	Single Wire Seal (SWS)
--------------------	------------------------


Contact Features

Typical Current Rating	30 A
Crimp Type	F-Crimp
Terminal Type	Receptacle
Mating Tab Width	2.8 mm [.11 in]
Mating Tab Thickness	.8 mm [.031 in]
Interface Plating	Gold (Au)
Contact Termination Area Plating Material	Tin (Sn)

Termination Features

Termination Method to Wire & Cable	Crimp
Product Terminates To	Wire

Dimensions





Wire Size	.5 – 1 mm ²
Wire Size Search	17 AWG, 18 AWG, 19 AWG, 20 AWG
Wire Insulation Diameter	1.4 – 2.7 mm, 3.4 mm [.134 in]

Usage Conditions

Insulation Option	Uninsulated
Operating Temperature (Max)	80 °C, 85 °C, 90 °C, 100 °C, 105 °C, 110 °C, 120 °C, 125 °C, 130 °C, 140 °C, 145 °C, 150 °C [176 °F][185 °F][194 °F][212 °F][221 °F][230 °F][248 °F][257 °F][266 °F][284 °F][293 °F][302 °F]
Operating Temperature Range	-40 – 150 °C [-40 – 302 °F]

Operation/Application

Compatible With Wire Base Material	Copper
------------------------------------	--------

Industry Standards

Agency/Standard	IEC 664/664A (DIN VDE 0110)
-----------------	-----------------------------

Packaging Features

Packaging Method	Reel
Packaging Quantity	3500

Other

Terminal Transmits	25 – 40 A (Power)
--------------------	-------------------

Product Compliance

















[For compliance documentation, visit the product page on TE.com>](#)

EU RoHS Directive 2011/65/EU	Compliant
EU ELV Directive 2000/53/EC	Compliant
China RoHS 2 Directive MIIT Order No 32, 2016	No Restricted Materials Above Threshold
EU REACH Regulation (EC) No. 1907/2006	Current ECHA Candidate List: JAN 2022 (223) Candidate List Declared Against: JAN 2022 (223) Does not contain REACH SVHC
Halogen Content	Low Halogen - Br, Cl, F, I < 900 ppm per homogenous material. Also BFR/CFR/PVC Free
Solder Process Capability	Not applicable for solder process capability

Product Compliance Disclaimer

This information is provided based on reasonable inquiry of our suppliers and represents our current actual knowledge based on the information they provided. This information is subject to change. The part numbers that TE has identified as EU RoHS compliant have a maximum concentration of 0.1% by weight in homogenous materials for lead, hexavalent chromium, mercury, PBB, PBDE, DBP, BBP, DEHP, DIBP, and 0.01% for cadmium, or qualify for an exemption to these limits as defined in the Annexes of Directive 2011/65/EU (RoHS2). Finished electrical and electronic equipment products will be CE marked as required by Directive 2011/65/EU. Components may not be CE marked. Additionally, the part numbers that TE has identified as EU ELV compliant have a maximum concentration of 0.1% by weight in homogenous materials for lead, hexavalent chromium, and mercury, and 0.01% for cadmium, or qualify for an exemption to these limits as defined in the Annexes of Directive 2000/53/EC (ELV). Regarding the REACH Regulation, the information TE provides on SVHC in articles for this part number is based on the latest European Chemicals Agency (ECHA) 'Guidance on requirements for substances in articles' posted at this URL: <https://echa.europa.eu/guidance-documents/guidance-on-reach>

Compatible Parts

 <p>TE Part # 4-1579007-3 EXTRACTION TOOL KIT</p>	 <p>TE Part # 1-1579007-6 EXTRACTION TOOL</p>	 <p>TE Part # 963294-1 SINGLE WIRE SEAL INSULATION DI</p>	 <p>TE Part # 2305570-1 TERMINAL CUTTER, SIDE FEED</p>
 <p>TE Part # 368376-1 81P REC HSG ASSY(SIEMENS) BLK</p>	 <p>TE Part # CAT-T4827-CH8172 TIMER, CONNECTOR HOUSING</p>	 <p>TE Part # 7-2151911-7 OC-080F1600-752- CRIMPTOOLINGKIT</p>	 <p>TE Part # 963293-1 SEALING F JPT+2,8</p>
 <p>TE Part # 2-2151060-1 OCEAN_2.0 APPLICATOR-S- 080F1600</p>	 <p>TE Part # 2-2151060-2 OCEAN_2.0 APPLICATOR-S- 080F1600</p>	 <p>TE Part # 2151060-1 OCEAN_2.0 APPLICATOR-S- 080F1600</p>	 <p>TE Part # 2151060-2 OCEAN_2.0 APPLICATOR-S- 080F1600</p>
 <p>TE Part # 2151062-2 OCEAN_2.0 APPLICATOR-S- 100F140OV</p>	 <p>TE Part # 493577-1 ASSY 10 WAY JPT REC</p>	 <p>TE Part # 5-2151060-1 OCEAN_2.0 APPLICATOR-S- 080F1600</p>	 <p>TE Part # 5-2151060-2 OCEAN_2.0 APPLICATOR-S- 080F1600</p>




TE Part # 7-2151060-1
OCEAN_2.0_APPPLICATOR-S-080F160O



TE Part # 7-2151060-2
OCEAN_2.0_APPPLICATOR-S-080F160O



TE Part # 7-2151060-7
OCEAN_2.0_SPARE_PART_KIT-080F160O




TE Part # 1418893-4
2POS.JPT HSG. ASSY

Also in the Series | Junior Power Timer




Automotive Connector Caps & Covers (5)




Automotive Housings(225)




Automotive Seals & Cavity Plugs(10)



Automotive Terminals(82)




Busbars & Terminals(1)



Insertion & Extraction Tools(9)



Module Components(8)



Other Automotive Connector Accessories(1)



PCB Headers & Receptacles(1)

Customers Also Bought



TE Part #1-2112502-1
38POS, MIXED,REC HSG,ASSY, SEALED



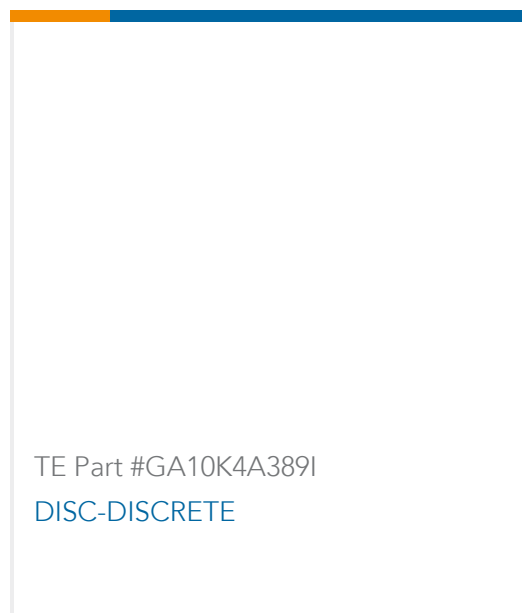
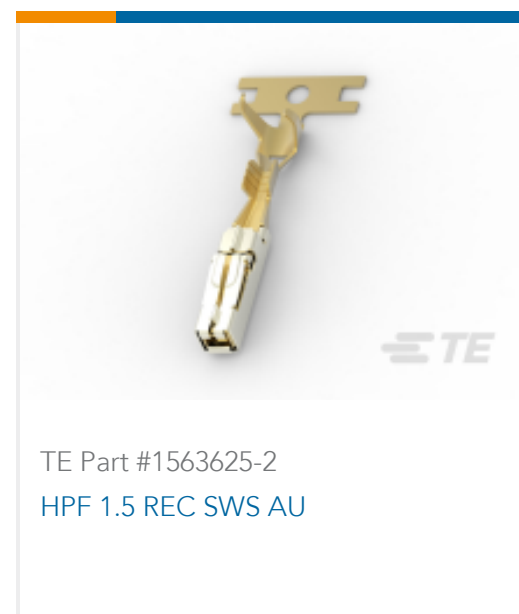
TE Part #1670802-3
MCON 2.8 TERMINAL - LL



TE Part #2005342-5
MQS, CONNECTOR HOUSING



TE Part #5-968220-5
MQS0,63 Au rec CB unseal. 0,2-0,35



Documents

Product Drawings

[JPT A REC 2.8 Contact SWS Au](#)

English

[JPT A REC 2.8 Contact SWS Au](#)

English

CAD Files

Customer View Model

[ENG_CVM_2-964286-1_B9.3d_igs.zip](#)

English

Customer View Model

[ENG_CVM_2-964286-1_B9.3d_stp.zip](#)

English

Customer View Model

[ENG_CVM_2-964286-1_B9.2d_dxf.zip](#)

English

[3D PDF](#)

English

By downloading the CAD file I accept and agree to the [Terms and Conditions](#) of use.

Datasheets & Catalog Pages

[Timer Interconnection System](#)

English

Product Specifications

[Product Specification](#)

English



Product Environmental Compliance

Product Compliance

English

Product Compliance

English