

1534125-1 ✓ ACTIVE

AMP | MQS

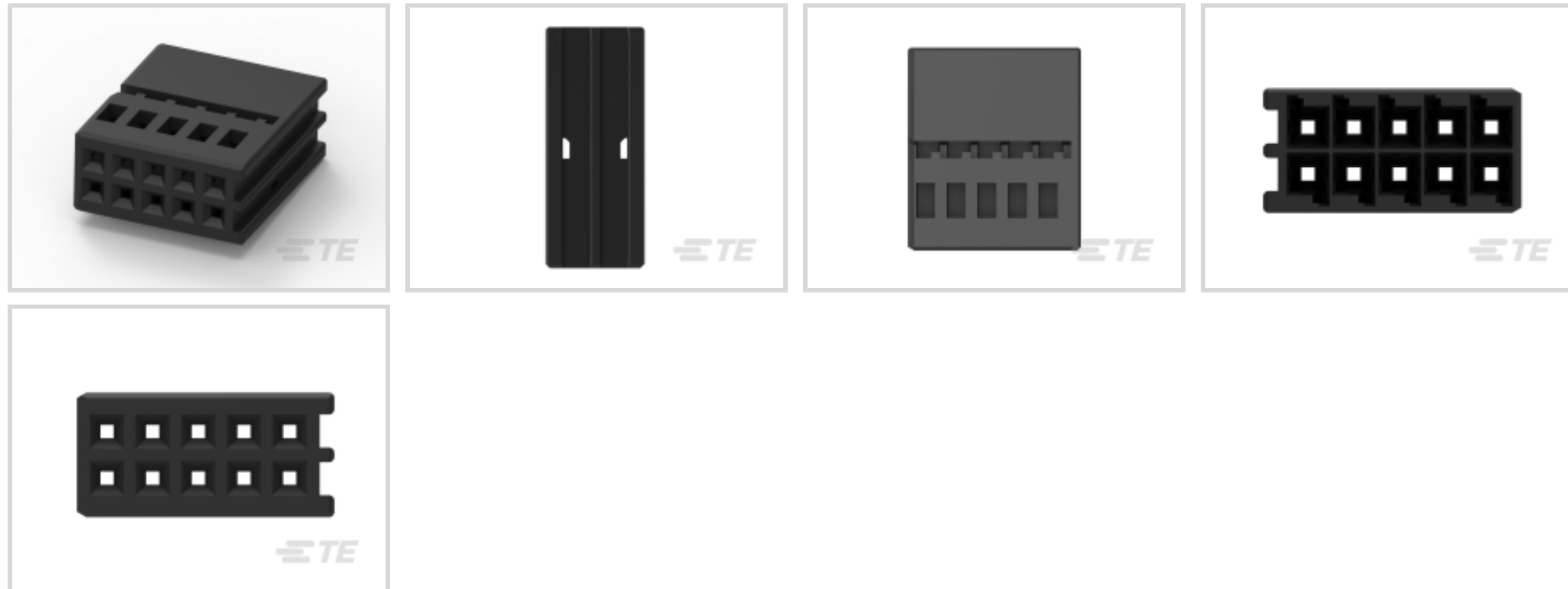
TE Internal #: 1534125-1

Housing for Female Terminals, Wire-to-Device / Wire-to-Board, 10 Position, .098 in [2.5 mm] Centerline, Black, Signal, Cable Mount (Free-Hanging), MQS

[View on TE.com >](#)



Connectors > Automotive Connectors > Connector Housings > MQS, CONNECTOR HOUSING



Connector & Housing Type: **Housing for Female Terminals**

Mating Tab Width: **.63 mm [ .025 in ]**

Connector System: **Wire-to-Board, Wire-to-Device**

Number of Positions: **10**

Centerline (Pitch): **2.5 mm [ .098 in ]**

[All MQS, CONNECTOR HOUSING \(557\)](#)

## Features

### Product Type Features

Connector & Housing Shape	Rectangular
Connector & Housing Type	Housing for Female Terminals
Connector System	Wire-to-Board, Wire-to-Device
Sealable	No
Hybrid Connector	No
Primary Locking Feature	On the Terminal

### Configuration Features

Number of Positions	10
Number of Rows	2

### Electrical Characteristics

Operating Voltage	12 VDC
Nominal Voltage Architecture	12 V



### Body Features

Cable Exit Angle	180°
Body Material	PBT GF
Primary Product Color	Black

### Contact Features

Contact Size	.63mm
Contact Type	Receptacle
Mating Tab Width	.63 mm[.025 in]

### Mechanical Attachment

Mounting Feature	Without
Terminal Position Assurance	Yes
Strain Relief	Without
Mating Alignment Type	Polarized
Mating Alignment	With
Connector Mounting Type	Cable Mount (Free-Hanging)

### Housing Features

Centerline (Pitch)	2.5 mm[.098 in]
--------------------	-----------------

### Dimensions

Product Width	16.5 mm[.65 in]
Product Length	14.1 mm[.555 in]
Product Height	6.8 mm[.268 in]
Row-to-Row Spacing	4.24 mm[.167 in]

### Usage Conditions

Operating Temperature (Max)	70 °C, 75 °C, 80 °C[158 °F][167 °F][176 °F]
Operating Temperature Range	-40 – 80 °C[-40 – 176 °F]

### Operation/Application

Circuit Application	Signal
---------------------	--------

### Industry Standards

UL Flammability Rating	UL 94HB
------------------------	---------

### Packaging Features

Packaging Quantity	7500
Packaging Method	Loose Piece



Other

Serviceable	Yes
Connector Position Assurance Capable	No

Product Compliance

[For compliance documentation, visit the product page on TE.com>](#)

EU RoHS Directive 2011/65/EU	Compliant
EU ELV Directive 2000/53/EC	Compliant
China RoHS 2 Directive MIIT Order No 32, 2016	No Restricted Materials Above Threshold
EU REACH Regulation (EC) No. 1907/2006	Current ECHA Candidate List: JAN 2022 (223) Candidate List Declared Against: JAN 2022 (223) Does not contain REACH SVHC
Halogen Content	Low Halogen - Br, Cl, F, I < 900 ppm per homogenous material. Also BFR/CFR/PVC Free
Solder Process Capability	Not applicable for solder process capability

Product Compliance Disclaimer

This information is provided based on reasonable inquiry of our suppliers and represents our current actual knowledge based on the information they provided. This information is subject to change. The part numbers that TE has identified as EU RoHS compliant have a maximum concentration of 0.1% by weight in homogenous materials for lead, hexavalent chromium, mercury, PBB, PBDE, DBP, BBP, DEHP, DIBP, and 0.01% for cadmium, or qualify for an exemption to these limits as defined in the Annexes of Directive 2011/65/EU (RoHS2). Finished electrical and electronic equipment products will be CE marked as required by Directive 2011/65/EU. Components may not be CE marked. Additionally, the part numbers that TE has identified as EU ELV compliant have a maximum concentration of 0.1% by weight in homogenous materials for lead, hexavalent chromium, and mercury, and 0.01% for cadmium, or qualify for an exemption to these limits as defined in the Annexes of Directive 2000/53/EC (ELV). Regarding the REACH Regulation, the information TE provides on SVHC in articles for this part number is based on the latest European Chemicals Agency (ECHA) 'Guidance on requirements for substances in articles' posted at this URL: <https://echa.europa.eu/guidance-documents/guidance-on-reach>

Compatible Parts



TE Part # 969587-1  
MOD2 PIN HEADER 2X5P



TE Part # CAT-M8793-T273  
MQS, RECEPTACLE AND TAB



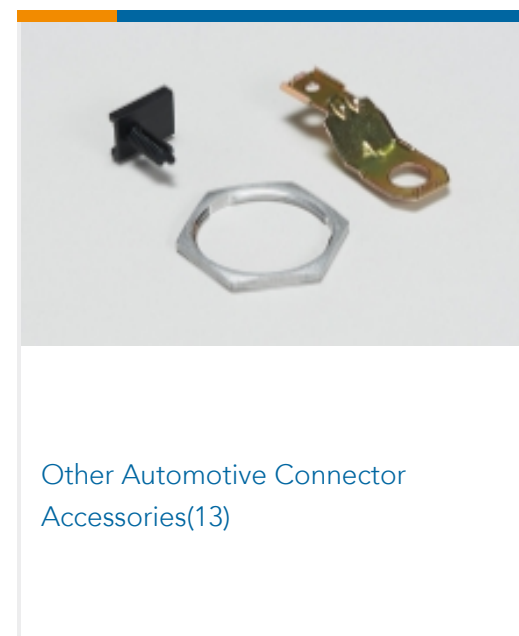
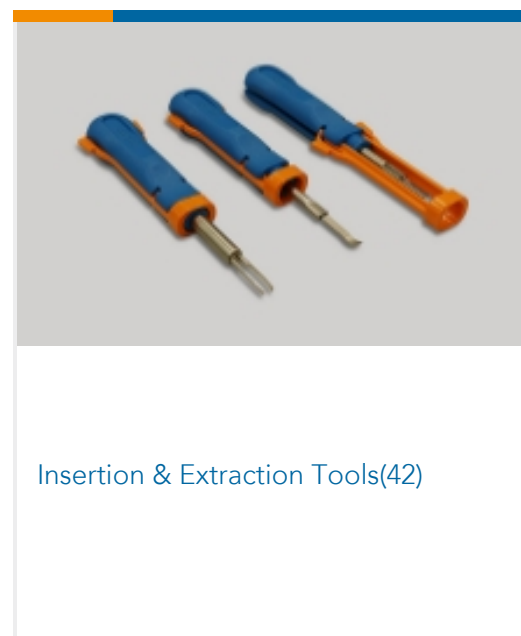
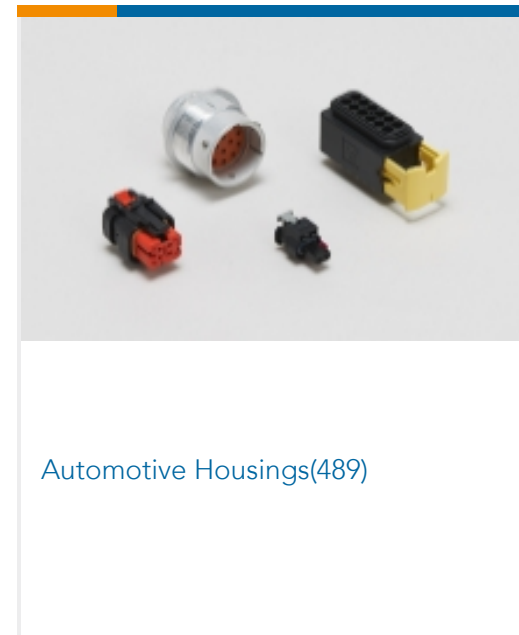
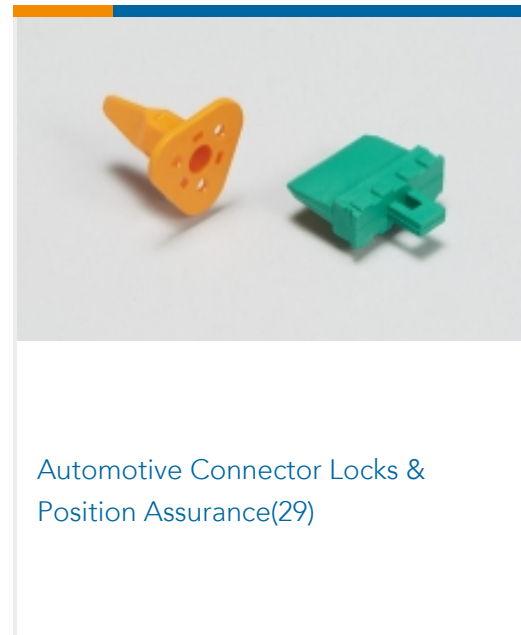
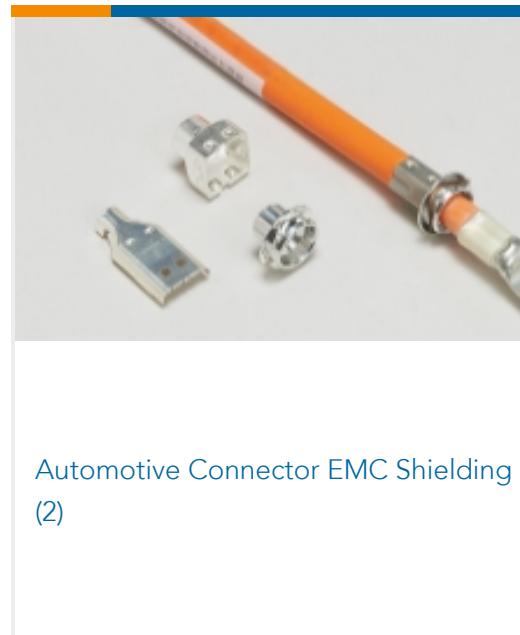
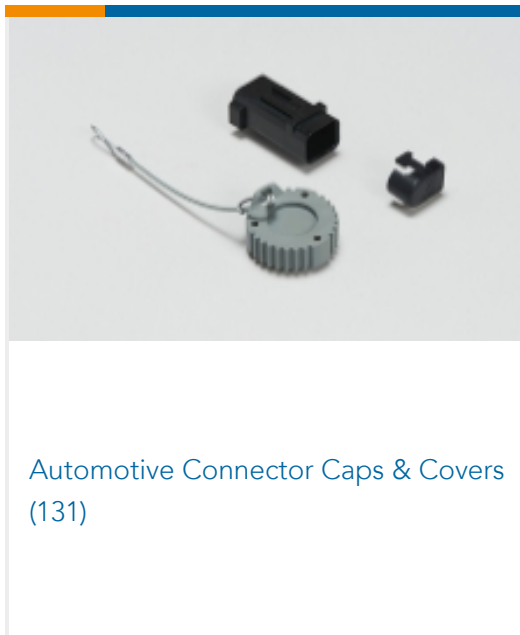
TE Part # 1-1534171-1  
MQS COVER 2X5P



TE Part # 1-1534170-1  
MQS ABDECKKAPPE2X5P

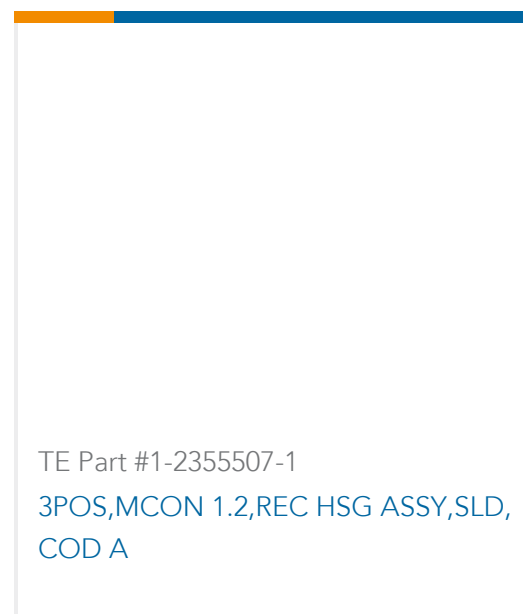


## Also in the Series | MQS



## Customers Also Bought





## Documents

### Product Drawings

#### MQS SOCKET HSG 5P

English

### CAD Files

#### Customer View Model

[ENG\\_CVM\\_1534125-1\\_A2.3d\\_igs.zip](#)

English

#### Customer View Model

[ENG\\_CVM\\_1534125-1\\_A2.3d\\_stp.zip](#)

English

#### Customer View Model

[ENG\\_CVM\\_1534125-1\\_A2.2d\\_dxf.zip](#)

English

### 3D PDF

English

By downloading the CAD file I accept and agree to the [Terms and Conditions](#) of use.

### Datasheets & Catalog Pages

#### Micro Quadlok Interconnection System (MQS)

English

### Product Specifications

#### Application Specification

English

### Product Environmental Compliance

#### Product Compliance

English

#### Product Compliance

English